



PROPOSED **CAPITAL BUDGET**

*FISCAL YEAR
2023-24*



Page left intentionally blank



INTRODUCTORY SECTION

- Table of Contents
- How to Use this Document
- Purpose of the Capital Improvements Plan
- Capital Improvements Plan Framework
- Prioritization Criteria
- Miami Forever Bond and American Rescue Plan Act

Page left intentionally blank

Table of Contents

Introductory Section

Table of Contents.....	3
How to Use this Document.....	5
Purpose of the Capital Improvements Plan.....	6
Capital Improvements Plan Framework	8
Capital Project Prioritization Criteria	11
Miami Forever Bond and American Rescue Plan Act	12

Funding Overview Section

Overview by Program Fund	21
Overview by Department.....	21
Overview by Funding Source	22
Overview by Funding Status	23

Highlights Section

Fiscal Year 2022-23 Accomplishments.....	27
Fiscal Year 2023-24 and Beyond	29

Capital Appropriations Section

Fiscal Year 2023-24 New Capital Appropriations.....	33
---	----

Capital Plan Reports Section

Sources and Estimated Costs by Department	
Building	39
City Clerk.....	42
Code Compliance.....	43
Commissioner’s Office	45
Communications.....	46
Community Redevelopment Agency	48
Downtown Development Authority	54
Finance.....	56
Fire-Rescue	58
General Services Administration	82
Housing and Community Development	94
Human Services	96
Innovation and Technology	97
Management and Budget.....	104
Office of Capital Improvements.....	105
Parks and Recreation	110
Planning	215
Police	217
Real Estate and Asset Management.....	248
Resilience and Public Works	285
Risk.....	387
Solid Waste	389

Table of Contents

Zoning	392
Funding Source by Project Number	394

Operating Impact Section

Operating Impact Summary	422
--------------------------------	-----

Appendices

Fiscal Year 2022-23 New Appropriations and Re-Appropriations Listing	426
Detailed Report by Capital Project Number	435

How to Use this Document

The City of Miami's Capital Budget and Multi-year Capital Improvement Plan, also known as the Capital Plan, contains information on how the City plans to invest available resources into key infrastructure, facilities, and systems between October 1, 2023 through September 30, 2029.

The Capital Plan is organized into seven main sections:

- **INTRODUCTORY** – This section describes the purpose of the Capital Plan, describes the development process, and summarizes the criteria that influence projects included in the CIP.
- **FUNDING OVERVIEW** – There are various ways to present the details of the City's capital projects and this section summarizes the details of the reports that are presented in the Capital Plan. The nine (9) types of funding sources are described and summarized in the "*Overview by Funding Source*". The attributes of the project determine which program fund that will be used to classify the project and is displayed in the "*Overview by Program Fund*". The "*Overview by Department*" presents the funded amounts and estimated costs for projects Citywide. The overall funded, partially-funded or unfunded status of the projects are shown in the "*Overview by Funding Status*".
- **HIGHLIGHTS** – During the fiscal year, the Office of Capital Improvements (OCI) and other City departments work together on many types of capital projects. This section describes those projects that are noteworthy because of their magnitude or impact to the community.
- **NEW CAPITAL APPROPRIATIONS** – This section shows new appropriations proposed for FY 2023-24 for various new and existing capital projects across multiple funding sources and departments.
- **CAPITAL PLAN REPORTS** – This section highlights various important elements of the capital projects organized into two CIP reports:
 - *Sources and Estimated Uses by Department*: This report provides the funding plan for each project and the respective estimate for how those funds will be spent within the project. The report also includes specific details relevant to the project such as funding status, scope of the project, estimated annual operating impact, and estimated completion dates.
 - *Projects by Funding Source*: This report organizes the various funding sources from which projects are funded and further details the funded amount of the project by the specific funding source.
- **OPERATING IMPACT SUMMARY** – This section describes the methodology used to calculate the estimated annual operating impact expected upon completion.
- **APPENDICES** – The CIP contains various appendices with information that may be useful and provide additional detail to understanding the Capital Plan, such as a listing of all capital appropriations that were approved in the previous year and actual expenditures for each funding source by project.

Purpose of the Capital Improvements Plan

The Capital Plan is compiled by the Office of Management and Budget with input from all city departments which have capital projects. It presents a comprehensive, six-year plan for enhancing and maintaining public infrastructure by repairing current facility and asset deficiencies as well as providing new service delivery infrastructure. The Capital Improvements Plan serves the following main purposes:

- Identifies the planned improvement projects
- Estimates the costs over the six-year period
- Provides the budgeted fund sources available for capital projects

The City defines a capital improvement as the acquisition, construction, reconstruction, or installation of a physical public improvement or addition to fixed assets in the form of land, buildings, or improvements with a value of \$5,000 or more and a “useful life” of at least three years.

The Capital Plan contains the individual capital projects, equipment purchases and major studies of the City in conjunction with construction and completion schedules, and financial plans. The Capital Plan provides a working blueprint for sustaining and improving the City’s infrastructure over a six-year window. It coordinates strategic planning, financial capacity, and physical development.

The Capital Improvements Plan provides the following benefits:

- Synchronizes capital and operating budgets
- Systematically evaluates competing demands for resources based on a prioritization matrix reflecting the City’s long-term strategy goals and objectives
- Identifies, prioritizes, and optimizes the financing of capital projects
- Links strategic and comprehensive capital plans with fiscal capacity
- Informs the public about the City’s investment in infrastructure

The FY 2023-24 Capital Plan is an update to the FY 2022-23 Capital Plan which was adopted with modifications on September 10, 2022 pursuant to Resolution No. R-22-0321, as subsequently amended on October 13, 2022 pursuant to Resolution Nos. R-22-0398, R-22-0399, and R-22-0400, on October 27, 2022 pursuant to Resolution Nos. R-22-0417, R-22-0421, and R-22-0422, on November 17, 2022 pursuant to Resolution No. R-22-0457, on December 8, 2022 pursuant to Resolution No. R-22-0466, , on February 23, 2023 pursuant to Resolution No. R-23-0097, on May 11, 2023 pursuant to Resolution Nos. R-23-0224 and R-23-0227, and on May 25, 2023 pursuant to Resolution No. R-23-0247.

Legal Authority

The legal requirements for preparing the City’s Capital Plan are set forth in the Florida Statutes and the City of Miami Code. A capital improvement programming process to support the Comprehensive Plan is required by the Community Planning Act, specifically Sections 163.3161 and 163.3177, Florida Statutes (2022). Furthermore, pursuant to Chapter 18/Article IX/Divisions 1 and 2 of the Code of the City of Miami, Florida, as amended, entitled “Finance/Financial Policies/Anti-Deficiency Act/Financial Integrity Principles”, requires the development and approval of a multi-year capital plan which also delineates specific requirements for inclusion.

Purpose of the Capital Improvements Plan

The first year of the six-year Capital Plan also serves as the Annual Capital Budget. The City's Capital Budget, separate from the annual operating budget, presents the funding plans for City construction and repair projects, and purchases of land, buildings, or equipment.

In accordance with the City's Financial Integrity Principles, the City Manager submits the Capital Budget concurrently with the Operating Budget each year. The Capital Budget authorizes capital project expenditures, while the Operating Budget authorizes the expenditure of funds for such things as employee salaries and the purchase of goods and services. Capital projects may have an impact on the Operating Budget through additional costs to operate new facilities or the expansion of current City assets, potential additional revenues the improvement can bring to the City, or cost savings from acquisition more effective and efficient equipment. The final Capital Budget is adopted by the City Commission each year in September.

Individual capital projects may not exceed the amount appropriated in the Adopted Capital Budget and, if a project requires additional funds, the Capital Plan can be subsequently amended throughout the fiscal year as needed. Any amendments to the capital project budgets are required to be heard and approved by the City Commission.

Capital Improvements Plan Framework

The Capital Plan has been developed to align current and projected capital projects, equipment purchases, and major studies with the City's Strategic Initiatives. It also incorporates the Construction Review and Synchronization Process (CRSP) for new projects and the Project Prioritization Matrix.

Strategic Initiatives

The City's Strategic Initiatives provide the framework to fulfill the City's goals and objectives. To fulfill this mission, the Capital Plan must include capital projects, equipment purchases, and major studies that meet or align with one or more of the following Strategic Initiatives:

- Improving resident's quality of life
- Strengthening the City's resiliency
- Leading the community into a pathway to prosperity

Capital Project Program Funds

The Capital Plan is organized by department and each project is identified by a distinct program fund based on the attributes of the project. Each program fund maintains specific financial details of the capital project. The program funds are detailed below:

- **General Government** – This program consists of general governmental capital enhancements and improvements to municipal buildings and operations facilities. This also includes computers and communications equipment.
- **Public Safety** – This program consists of acquisition of equipment or construction of major facilities that support the operations of the Police and Fire-Rescue Departments.
- **Disaster Recovery** – This program is utilized to account for revenue received from the federal government, insurance, and other agencies resulting from declared disasters.
- **Public Facilities** – This program includes improvements to public use facilities; such as stadiums, auditoriums, and marinas.
- **Parks and Recreation** – This program accounts for the acquisition, rehabilitation, or construction of capital facilities for recreational activities in parks throughout the City.
- **Streets and Sidewalks**– This program provides reconstruction, major maintenance, and beautification to Miami's street system.
- **Mass Transit** – This program accounts for the acquisition of equipment or construction of capital facilities that support the maintenance and operation of public transportation systems.
- **Sanitary Sewers** – This program includes projects that will improve the City's existing sanitary sewer system.
- **Storm Sewers** – This program accounts for projects that result in improved drainage and storm water management throughout the City.
- **Solid Waste** – This program includes projects for the acquisition of equipment or construction of facilities for the collection and removal of solid waste.

Capital Improvements Plan Framework

Project Sources

The intent of the Capital Improvements Plan is to be a comprehensive plan that is based on input from multiple sources from within the City that involves other regional strategies from other agencies and the private sector that will ultimately support the City's strategic goals of Pathway to Prosperity, Quality of Life, and Resilience for the benefit of its residents and the City as a whole.

As part of the Capital Plan preparation, a series of steps are undertaken by City staff to understand and broaden the possible sources for capital construction improvement projects to include:

- Projects and needs are identified by Client Departments
- Projects and needs identified by outside agencies such as Downtown Development Authority (DDA), Southeast Overtown Park West Community Redevelopment Agency (SEOPW CRA), and Omni Community Redevelopment Agency (OMNI CRA)
- Projects and needs identified for Local Mitigation Strategy (LMS) for Federal Emergency Management Agency (FEMA)
- Project and needs to be coordinated with other governmental agencies such as Miami-Dade County, the State of Florida and the Florida Department of Transportation (FDOT).

Office of Capital Improvement's (OCI) Role

The OCI performs an all-inclusive review of on-going and future capital construction improvement projects with Client Departments. The joint review of projects between OCI and the Client Department provides:

- Identification of required managerial and technical roles or expertise to execute projects
- Integration and optimization of Citywide resources for delivery of projects
- Citywide reporting of capital construction improvement projects

Based on the joint review, the Client Department and OCI will determine OCI's role as follows:

- **Management Role:** The Client Department relies on the Office of Capital Improvements for the management, execution, and reporting of a Capital Improvement project. In this scenario, OCI's role is to manage the entire project
- **Oversight Role:** The Client Department undertakes the management, execution, and reporting of a Capital Improvement project; but requires OCI's technical assistance to carry out the work. In this scenario, OCI's role is "Oversight" of the project
- **Visibility Role:** The Client Department fully undertakes the management, execution, and reporting of a Capital Improvement project, without assistance from OCI. In this scenario, OCI's role is "Visibility" of the project.

Capital Improvements Plan Framework

Office of Management and Budget's (OMB) Role

OMB plays an important role in determining funding availability for capital construction and non-construction projects, funding those capital projects as funding is available, and ensuring capital projects are funded according to specific requirements of the funding sources that are available.

Throughout the year, OMB liaise with elected officials, stakeholder groups, and all Departments that have capital projects to ensure that the most important projects are funded and prioritized. The prioritized projects are funded by a capital appropriation through the annual Capital Budget or an as needed Capital Amendment which are presented and approved by the City Commission.

As part of the annual Capital Budgeting process, OMB meets with each department to review their respective capital projects and discusses the status as well as what has been accomplished to meet the City's overall goals and strategies. This information is compiled and presented in the Multi-Year Capital Plan.

Capital Project Prioritization Criteria

The City uses a Project Prioritization Matrix with nine criteria to analyze, rank, and ultimately prioritize projects for funding. Projects with highest ranking are given priority funding and implementation in the Capital Improvements Plan. The criterion used is listed as follows:

- **Life, Health, and Safety** – Projects that are necessary to meet life, health, or safety requirements or eliminate potentially imminent life, health, or safety risks. Examples of these include facility water intrusion, asbestos abatement, and repair of damages caused by natural disasters.
- **Legal and Regulatory Compliance** – Projects that are necessary to attain or maintain compliance with legal and mandated requirements set forth by federal, state, local or other jurisdictions. Also includes projects that may be required to satisfy legal settlements with private individuals, entities or regulatory agencies. Examples of these projects are a federal mandate to comply with Americans with Disabilities requirements, or a regulatory agency's mandate to remediate contaminated soils.
- **Essential Improvements** – Projects that are necessary for improvements to the functioning, capacity, or preservation of facilities, infrastructure, or historic sites. This criterion measures the extent to which a facility or infrastructure has deteriorated and needs improvements relative to the overall condition of similar facilities or infrastructure. Examples of these projects are roof repairs or replacements, bathroom remodeling, and roadway reconstruction.
- **Strategic Alignment** - Projects that align with Strategic City initiatives. The execution of these projects will align with or more of the strategic goals outlined by City Administration. Examples of these projects are Fire-Rescue station replacements, construction of new parks, public safety and public service facilities, new sidewalks or baywalks, or projects promoting affordable housing.
- **Infrastructure Risk Management and Resiliency** - Projects that improve City resilience through the prevention or mitigation of infrastructure damage, reduce recovery time from natural disasters, or provide redundancy to prevent service disruption. Examples of these projects are replacement of seawalls, installing backflow valves, constructing new storm pump stations, or installing new backup generators to avoid service disruption at key and critical infrastructure.
- **Environmental Protection** - Projects intended to conserve, preserve, or increase natural resources (including tree canopy, greenspace, or shorelines) or protect or improve air or water quality. Examples of these projects are canal dredging and shoreline restoration.
- **Coordination and Dependency** - Projects that, if performed in conjunction with other entities or agencies, will provide better integration, reduce commitment of the City's capital resources, and allow a more efficient project execution. Examples of these are projects that involve Joint Participation Agreement with Miami-Dade Water and Sewer Department (M-DWASD), Local Participation Agreements (LAP) with FDOT, or City Commissioned approved agreements with private developers.
- **Leverage External Funds** - Projects that can leverage funds from, or that are funded by, external funding sources such as Federal, State, County, private, and other local entities. Example of these projects that can be eligible for external funds such as Florida Inland Navigation Development (FIND) grants, Community Development Block Grants (CDBG), SEOPW CRA, or OMNI CRA.
- **Revenue Producing or Cost Savings** - Projects that, when completed, will generate additional revenues or increase efficiency resulting in continual cost savings to the City. Examples of these projects are improvements or additions to marinas or cultural and historic venues that will increase marketability or operational revenue. Other examples are retrofitting of existing facilities with more efficient technologies or upgrade to newer materials that will reduce operational cost.

Miami Forever Bond and American Rescue Plan Act

Miami Forever Bond

The Miami Forever Bond will build a stronger, more resilient future for Miami, alleviating existing and future flood risks to our residents, economy, and the City's legacy. The program's goal is to make an immediate impact while delivering long term solutions that result in a compelling safety, wellness, equity, economic, and modernization return on investment.

Background:

- In the November 2017 election, Miami's citizens approved \$400 million for the Miami Forever Bond.
 - \$192 million designated to prevent and mitigate the impacts of flooding and sea-level rise.
 - \$23 million designated to improve our roads and provide a safe, convenient, effective and multimodal roadway system.
 - \$78 million designated to improve the quality of our parks and cultural facilities and create more open and green space for all.
 - \$7 million designated to public safety to enhance the City's ability to save lives and protect property.
- In December 2018, the City Commission approved the Miami Forever Bond's first tranche \$58.653 million.
- In January 2021, the City Commission approved The Miami Forever Bond's second tranche \$40 million for Affordable Housing and Economic Development.

Guiding Themes:

The City developed five themes to guide the project selection process. We use these themes, along with each bond category goals and objectives, to measure the impact projects will have on making Miami a stronger, more resilient city:

- **Safety:** Enhance public safety to lessen the frequency and severity of the impact from man-made events and natural hazards. Provide the City with enhanced resources to effectively respond to incidents to minimize the negative effects on our residents.
- **Wellness and Quality of Life:** Preserve and enhance Miami as a desirable place to live, work and play.
- **Equity:** Distribute benefits across all parts of community and socio-economic levels emphasizing those with the highest need while maintaining the cohesiveness of the city's social fabric, interaction and diversity.
- **Economic Return:** Consider a cost and benefit framework that evaluates different scenarios for risks mitigation and crisis prevention that could affect the economic vitality of the city and property value.
- **Modernization:** Invest in information and communication technology and infrastructure to enhance quality and performance of urban services

Miami Forever Bond and American Rescue Plan Act

Execution Strategy:

The Bond program is being executed in three phases; Immediate Impact, Gain Momentum, and Long-Term solutions.

- **Immediate Impact:** The bond kick-off had an immediate impact with the launch of over 100 projects that will be completed within three years. The projects were selected based on the five guiding themes, each bond category's goals and objectives, and coordination with our citizens and partners. The deliberate selection process resulted in the first tranche of \$58.700 million to be invested in critical projects spread across all bond categories and sections of the city. The first tranche is divided into two series of allocations, Series A Infrastructure and Series B Affordable Housing.
 - Series A – Infrastructure – to include:
 - Roadways
 - Parks and Cultural Facilities
 - Public Safety
 - Sea-Level Rise and Flood Prevention
 - Series B – Affordable Housing – to include
 - Develop and invest in Affordable Housing solutions
 - Initiate and continue Affordable Housing studies, plans and assessments
- **Gain Momentum:** This phase provides an opportunity to strategically program the first series of projects, strengthen partnerships and agreements, and set a strategic course for future investment. While programming over 100 projects already in the pipeline, a detailed organizational capacity assessment will be performed to ensure projects are successful. These requirements include a three-year time completion, creating new and employing alternative methods of procurement, developing a rigorous risk management plan, and establishing compliance and stewardship guidelines.
- **Long Term Solutions:** This phase will deliver design and construction of the first series of projects, capture lessons learned, begin future bond tranche investments, and address resiliency through non-infrastructure measures.
 - Establish strict project and financial monitoring and reporting processes while working with the City Commission appointed bond civilian oversight board.
 - Refine the project selection model for subsequent tranches using lessons learned, study results, professional staff analysis, partner participation, and community engagement.
 - Assess and update the City's zoning, planning and building policies and standards to institute rules that will maximize the resiliency benefits from new development.

Miami Forever Bond and American Rescue Plan Act

Status:

Group 1 Set of Projects

Of the 33 projects, there are 2 projects in planning, 13 in design, 2 in procurement, 9 in construction and 7 are completed.

Group 2 Set of Projects

Of the 22 projects, there are 13 projects in planning, 2 in design, 4 in procurement, and 3 in construction.

Key Highlights:

- Installed 97 outfall backflow valves: 60 valves using bond funding 37 valves using matching funds from the State. The city continuously pursues grants to complete the installation and/or repair of more than 400 backflow valves.
- Antonio Maceo Boat Ramp in Construction. Forecasted to be completed by the 1st Quarter 2024.
- Completed Enhancements at PBA/Fern Isle Park in September 2022. This park is now known as Ronald Reagan Park.
- Working on the Design for Brickell Bay Drive currently at 30% plans.
- Phase I of Fairview Flood Mitigation is complete, included roadway and drainage improvements. Working on the design of a Pump Station at South Bayshore Ln, East and West Fairview St as part of Phase II currently in the final stages of design and Dry/Run.
- Very Poor Roads Projects: completed 2 road segments, 4 are at 100% design, first package of 10 pending Contractor award.
- Completed the Alice Wainwright Park Seawall and Resiliency project. Ribbon cutting ceremony was held on March 31, 2022.
- Completed 19 spot drainage projects City-wide.
- Legion Park Building Renovations currently in Construction at 70%, forecasted to be completed by December 2023.
- Completed 11 City-wide Park Playground Renovations and upgrades.
- Completed and improved access and mobility renovations at 36 parks City-wide.
- Reconstructed facility roofs at 8 parks City-wide.
- Completed “The Gallery at River Parc” Housing project with 150 units.
- Completed the “Liberty Square Phase Three” Housing project with 192 units.
- Completed 93 outreach and engagement events on bond projects with the community and industry associations to promote the Bond program.
- Recently awarded \$97.8 M in matching funds for Sea Level Rise & Flood Prevention infrastructure projects.

Upcoming Actions:

- Very Poor Roads (SW 22nd Terrace and SW 24th Ave.) On-going outreach
- Brickell Bay Drive –Community Meeting – TBD
- Fairview Pump Station – Community Meeting – Summer 2023

Miami Forever Bond and American Rescue Plan Act

- Shenandoah Park New Pool – Ribbon Cutting – Summer 2023
- Reviewing and assessing city master plans and data to identify the next Miami Forever Bond projects:
 - Roadways – Assessing roads Pavement Condition Index (PCI) using Cartograph.
 - Parks – Evaluating and prioritizing parks projects based on parks needs for improvements.
 - Sea-Level Rise and Flood Prevention – Identified and proposed new bond allocations for SLR & FP projects, pending City Management’s approval.
 - Public Safety – Fund Fire Station 10 for design and construction

American Rescue Plan Act (ARPA)/State and Local Fiscal Recovery Funds (SLFRF)

The Coronavirus State and Local Fiscal Recovery Funds (SLFRF), a part of the American Rescue Plan, delivers \$350 billion to state, local, and Tribal governments across the country to support their response to and recovery from the COVID-19 public health emergency. The program ensures that governments have the resources needed to:

- Fight the pandemic and support families and businesses struggling with its public health and economic impacts;
- Maintain vital public services, even amid declines in revenue;
- Build a strong, resilient, and equitable recovery by making investments that support long-term growth and opportunity;
- Support the COVID-19 public health and economic response by addressing COVID-19 and its impact on public health as well as addressing economic harms to households, small businesses, nonprofits, impacted industries, and the public sector.

Background:

The City of Miami was awarded \$137,639,417 to respond to the economic and public health impacts of COVID-19. The City will use these funds to assist its communities, residents, and businesses rebound from the public health emergency.

ARPA program established several eligible expenditure categories:

Public Health (EC 1): The Fiscal Recovery Funds provide resources to meet and address public health needs, including through measures to counter the spread of COVID–19, through the provision of care for those impacted by the virus, and through programs or services that address disparities in public health that have been exacerbated by the pandemic.

Negative Economic Impact (EC 2): The Fiscal Recovery Funds to respond to the negative economic impacts of the COVID–19 public health emergency, are to address economic harm resulting from or exacerbated by the public health emergency and include Assistance to Unemployed Workers, Assistance to Households, Expenses to Improve Efficacy of Economic Relief Programs, Small Businesses and Non-profits, Rehiring Staff, Aid to Impacted Industries, Building Stronger Communities through Investments in Housing and Neighborhoods, Addressing Educational Disparities, and Promoting Healthy Childhood Environments.

Miami Forever Bond and American Rescue Plan Act

Public Health-Negative Economic Impact: Public Sector Capacity (EC 3):

Fiscal Recovery Funds under this category help rebuild the public sector workforce by funding incentives such as Payroll and Benefits for Public Health, Public Safety, or Human Services Workers, and Rehiring Public Sector Staff. The Funds in this category also support the build of the public sector capacity, by providing funds for Effective Service Delivery and Administrative Needs.

Premium Pay (EC 4):

Since the start of the COVID–19 public health emergency in January 2020, essential workers have put their physical wellbeing at risk to meet the daily needs of their communities and to provide care for others. Premium Pay is for eligible workers performing essential work during the COVID–19 public health emergency or to provide grants to third-party employers with eligible workers performing essential work.

Infrastructure – Water, Sewer, and Broadband (EC 5):

Fiscal Recovery Funds provide funds to assist in meeting the critical need for investments and improvements to existing infrastructure in water, sewer, and broadband. The eligible use of funding under this category allows a broad range of necessary investments in projects that improve access to clean drinking water, improve wastewater and stormwater infrastructure systems, and provide access to high-quality broadband service.

Revenue Replacement (EC 6):

Fiscal Recovery Funds may be used for the provision of government services to the extent of the reduction in revenue experienced due to the COVID–19 public health emergency. Reduction in revenue is measured relative to the revenue collected in the most recent full fiscal year prior to the emergency. Under the Interim Final Rule, recipients calculate revenue loss using data as of four discrete points during the program: December 31, 2020, December 31, 2021, December 31, 2022, and December 31, 2023.

The Department of Treasury issued the Final Rule on January 6, 2022. The Department of Treasury will continue updating the SLFRF Compliance and Reporting Guidance as the program evolves.

Guiding Objectives and the use of Fiscal Recovery Funds:

The City had initially proposed to distribute a majority of the funding (\$113.7M) to revenue replacement for general services, with the remaining \$23.9M earmarked for social services programming, community development, and infrastructure projects. In 2022, the City proposed to allocate funding across five (5) City Districts, the Mayor’s Office, IT Department, Department of Housing and Community Development, Department of Human Services, Department of Parks and Recreation, which included site infrastructure improvements, social programs, and other eligible activities broken down by functional areas of critical need as listed below. *Please note that these initial fund assignments have changed as the program progressed.*

- \$89,025,000 for Community Projects (5 Districts)
- \$23,214,417 for Revenue loss

Miami Forever Bond and American Rescue Plan Act

- \$14,500,000 for Housing
- \$5,650,000 for Human Services
- \$3,250,000 for Innovation and Technology and
- \$2,000,000 for City Wide Parks Equipment and Site Improvements

Status:

In Fiscal Year 2023, the City recommended a revised Recovery Plan, modifying the District distribution proposed in 2022, reallocating funding to address the most immediate expenditure activities, with primary focus on public safety and other general services.

Per Sections 602(c)(1)(C) and 603(c)(1)(C) of the Social Security Act, SLFRF funds may be used “for the provision of government services to the extent of the reduction in revenue of such government due to the COVID–19 public health emergency relative to revenues collected in the most recent full fiscal year of the government prior to the emergency.”

Key Highlights:

- \$59,028,500 has been allocated to Negative Economic Impacts & Infrastructure project. Of this amount, \$20.4M has been allocated for City managed Capital Improvements Projects, and an additional \$20.5M has been allocated for Housing and Community Development projects.
- 13 Capital Projects have been determined eligible for ARPA funding under Negative Economic Impact and Infrastructure Category.
- 1 Capital Project remains in planning stages and final eligibility review.
- In addition, 4 Housing & Community Development Projects have been determined eligible for ARPA funding under the Negative Economic Impact Category.
- 4 Housing & Community Development Project remain in ARPA eligibility review process.
- Several initial projects have been withdrawn and funding reprioritized.
- Further, \$72,740,732.84 has been allocated as Revenue Loss, covering general services expenditures for Fiscal Year 2020-21, Fiscal Year 2021-22, and Fiscal Year 2022-23. Of this amount, \$3,164,000 was allocated for public safety equipment and solid waste service vehicles.

In summary, as of September 2023, the City’s usage of SLFRF funding is (by EC Category):

- Public Health (EC1): \$2,350,000.00
- Negative Economic Impacts (EC2-EC3): \$54,028,500
- Premium Pay (EC4): \$920,174.16
- Infrastructure (EC5): \$5,000,000
- Revenue Replacement (EC6): \$72,740,742.84
- Administrative (EC7): \$2,600,000.00

Miami Forever Bond and American Rescue Plan Act

Eligible Administrative Expense (EC7):

- The City procured the administrative services of a program consultant, which are subject matter experts in ARPA and Grant Management to help with the eligibility, management, weekly meetings, monitoring, site visits, community engagement, and reporting for the funds.

Per US Treasury Guidelines: All funds remain subject to statutory and regulatory requirements that they must be used for costs incurred by the City of Miami during the period that began on March 3, 2021, and ends on December 31, 2024, and that award funds for the financial obligations incurred by December 31, 2024 must be expended by December 31, 2026. Any funds not used must be returned to Treasury as part of the award closeout process pursuant to 2 C.F.R. 200.344(d).



FUNDING OVERVIEW SECTION

- Overview by Program Fund
- Overview by Department
- Overview by Funding Source
- Overview by Funding Status

Page left intentionally blank

Funding Overview

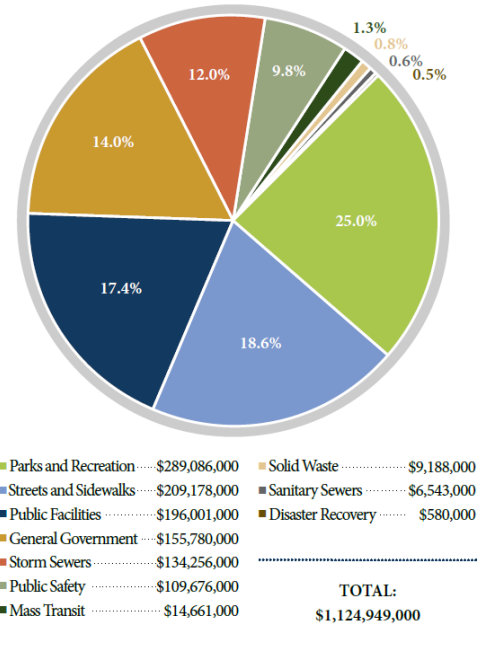
The six-year CIP from FY 2023-24 to FY 2028-29 includes funding of \$1.124 billion for 864 capital projects. During FY 2023-24 new capital budget appropriations totaling \$39.940 million will be used to fund 49 projects as detailed in the Plan.

Overview of Program Fund

The specific attributes of planned projects determine the program fund that will be assigned to the project.

The adjacent chart shows that the Parks and Recreation program fund accounts for the largest portion of the total Capital Plan funding at \$289.086 million, or 25 percent of the overall Capital Plan value. The Streets and Sidewalks program fund is the second largest and accounts for \$209.178 million, or 18.6 percent. The Public Facilities program fund, the third largest, accounts for \$196.001 million, or 17.4 percent of the overall Capital Plan value.

Detailed information for Program Funds can be found in *Detailed Report by Capital Project Number* located in the Appendix section.



Overview by Department

Projects can also be presented by the specific department to which the project is assigned to during the development, design, or construction phase.

Name	Total Cost Six Year Plan	Total Funding Six Year Plan	Priors Years	Current	Unfunded
Building	\$69,903,000	\$69,903,000	\$69,603,000	\$300,000	
City Clerk	\$728,000				\$728,000
Code Compliance	\$1,747,000	\$1,745,000	\$1,745,000		\$2,000
Commissioner's Office	\$152,000	\$152,000	\$152,000		
Communications	\$715,000	\$572,000	\$572,000		\$143,000
Community Redevelopment Agency	\$202,750,000				\$202,750,000
Downtown Development Authority	\$14,801,000	\$1,355,000	\$1,355,000		\$13,446,000
Finance	\$21,639,000	\$21,639,000	\$15,033,000	\$6,606,000	
Fire-Rescue	\$262,198,000	\$59,848,000	\$57,935,000	\$1,913,000	\$202,350,000
General Service Administration	\$84,741,000	\$46,751,000	\$44,992,000	\$1,759,000	\$37,990,000
Housing and Community Development	\$944,000	\$303,000	\$303,000		\$641,000
Human Services	\$91,000	\$91,000		\$91,000	
Innovation and Technology	\$7,685,000	\$5,685,000	\$5,685,000		\$2,000,000
Management and Budget	\$1,050,000	\$1,050,000	\$1,050,000		
Office of Capital Improvements	\$57,182,000	\$8,065,000	\$8,065,000		\$49,117,000
Parks and Recreation	\$463,503,000	\$329,810,000	\$310,890,000	\$18,920,000	\$133,693,000
Planning	\$3,225,000	\$380,000	\$380,000		\$2,845,000
Police	\$303,040,000	\$48,093,000	\$46,823,000	\$1,270,000	\$254,947,000
Real Estate and Asset Management	\$197,397,000	\$164,391,000	\$162,327,000	\$2,064,000	\$33,006,000
Resilience and Public Works	\$2,173,030,000	\$361,493,000	\$354,476,000	\$7,017,000	\$1,811,537,000
Risk Management	\$16,520,000	\$1,520,000	\$1,520,000		\$15,000,000
Solid Waste	\$1,876,000	\$1,722,000	\$1,722,000		\$154,000
Zoning	\$381,000	\$381,000	\$381,000		
	\$3,885,298,000	\$1,124,949,000	\$1,085,009,000	\$39,940,000	\$2,760,349,000

The adjacent chart shows that the Parks and Recreation Department accounts for the largest portion of the FY 2023-24 Capital Plan new funding at \$18.92 million; followed by the Department of Resilience and Public Works and Finance Department at \$7.017 million and \$6.606 million; respectively.

Additional detail of the projects by department can be found in the *Sources and Estimated Costs by Department Capital Plan Reports* Section.

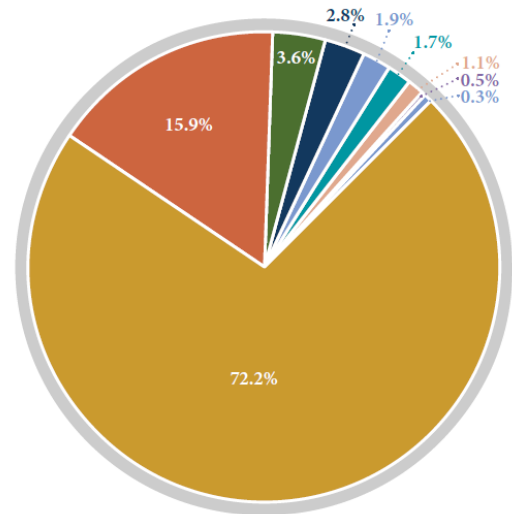
Funding Overview

Overview by Funding Source

The *Funding Source by Project Number* in the Capital Plan Reports Section provides a listing of projects associated with the various funding sources.

The overall funding types included in the FY 2023-24 Capital Plan are summarized in the adjacent chart. City Funds make up the largest share of funding at 72.2 percent, followed by City Debt Proceeds and funding received from Miami-Dade County at 15.9 percent and 3.6 percent, respectively. The remaining 8.3 percent is made up of funding from Federal Sources, States Sources, Other Local Units, Private sources, Donations, and Federal funds passed through the state and county.

Each of those funding sources for projects in the Capital Plan can be categorized into the specific types as detailed below:



City Funds	\$812,445,000	Federal Pass Through State	\$19,233,000
City Debt Proceeds	\$178,477,000	Private	\$12,684,000
Miami-Dade County	\$40,412,000	Other Local Units	\$5,753,000
State	\$31,110,000	Donation	\$3,513,000
Federal	\$21,322,000		
TOTAL: \$1,124,949,000			

- City Funds** - These funds are collected from current revenues produced by miscellaneous county or city taxes and or fees. Notable funding sources included in this category are the annual General Fund contribution to capital projects, storm water utility funds, Local Option Gas Tax (LOGT), the transit half-cent surtax, the parking surcharge, and impact fees.
- City Debt Proceeds** - Two types of debt proceeds can be issued by the City for capital improvements:
 - General Obligation Bonds** are backed by the full faith and credit of the City of Miami. They are secured and repaid by a stand-alone property tax rate, after a vote by the citizens of the City. These bonds typically finance specific capital improvement programs such as public safety, roadway, or storm sewers, according to the referenda language.
 - Special Obligation Bonds** are secured by limited, specified revenue sources. In order to accelerate the construction of much needed road and drainage infrastructure projects, the City leverages recurring revenue streams from the LOGT, the Transit Half-Cent Surtax, and the Parking Surcharge into a special obligation bond program.
- State Grants** - State grants are awarded by State of Florida agencies such as the Florida Department of Transportation (FDOT) and the Florida Inland Navigation District (FIND). These grants may be used only for the purposes specified in State laws.

Funding Overview

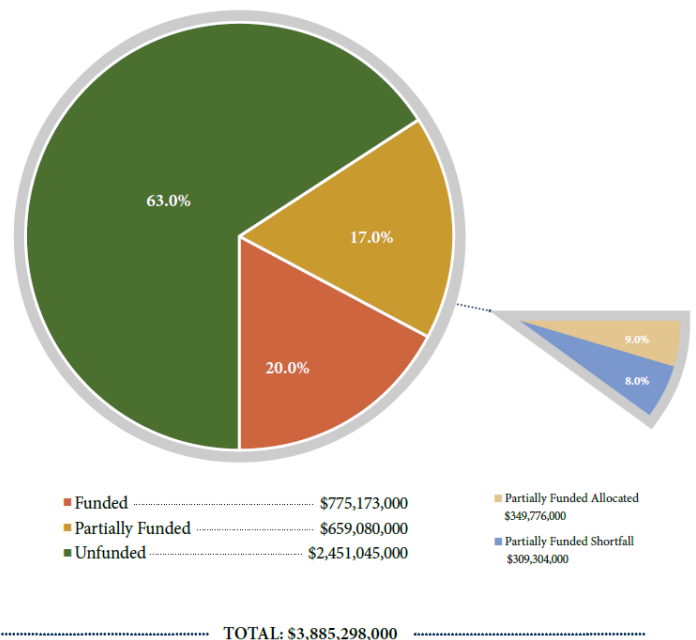
- **Federal Grants** - Federal grants, such as Community Development Block Grants (CDBG), may be used only for the purposes specified by Federal laws. The amount of funding available from Federal sources is outside the City's control. These grants derive from agencies at the federal level such as the Federal Emergency Management Agency (FEMA) and Housing and Urban Development (HUD).
- **Miami-Dade County Grants** - Miami-Dade County may contribute funding in the form of a grant for specific projects to be undertaken by the City.
- **Other Grants** - These are grants which do not derive from Federal, State or Miami-Dade County resources. An example of this funding type is a grant or contribution from another municipality.
- **Private Sources and Donation**- This funding source includes any private funds contributed to the City as well as the dedication or sale of land for capital facilities.

Overview by Funding Status

The projects in the Capital Budget can be placed in one of three self-explanatory funding proportion categories: funded, partially funded, or unfunded.

The *Sources and Estimated Costs by Department* report in the Capital Plan Reports Section provides the funded proportion for each active and future project detailed in the Capital Plan by City department. It is important to note that the total funded amounts in the CIP do not account for unfunded project estimates. The funding proportion is determined by comparing a project's estimated costs against anticipated revenues and budgeted available funds. It is anticipated that revenues to address the unfunded gap will be filled by future year allocations of general fund revenues or other revenues sources, successful pursuit of grants, or the identification of new revenue sources, or new financing options.

The proportion of active project estimates that is currently partially funded accounts for 17 percent of total estimated costs for the projects as shown in the adjacent chart. This percentage is derived from the 8 percent of the projects that are in shortfall as well as the partially funded portion of 9 percent. The total estimated costs for future unfunded projects accounts for 63 percent as shown in the adjacent chart. The needs are evaluated annually based on priorities and availability of funding.



Page left intentionally blank



HIGHLIGHTS SECTION

- Fiscal Year Fiscal Year 2012-23
- Fiscal Year 2023-24 and Beyond

Page left intentionally blank

Highlights

Capital projects benefit the City of Miami, its residents and visitors by maintaining key infrastructure and functionality, maximizing the use of technology for greater efficiency and service delivery. Capital projects maintain and improve mobilization, physical infrastructure and recreational facilities, while providing greater safety. Noteworthy accomplishments during FY 2022-23 are listed below:

Fiscal Year 2022-23 Accomplishments

OCI completed 21 projects, started construction of 13 projects and completed design of 15 projects.

- Received WEDG® Verification (Waterfront Design Guidelines) for the design of Jose Marti Park. The WEDG® program sets the gold standard for resilient, accessible, and ecologically sound waterfront design. This project is the first one to receive such verification in the State of Florida, which makes Florida the second state in the nation to receive this verification outside the State of New York.
- Completed construction of the Shenandoah Park Improvements and Pool Enhancements Aquatic Facility to include a new competition pool, new basketball courts, new fitness equipment and a renovated plaza with abundant trees.
- Completed construction of the Bay of Pigs Park to include a new playground, a pathway and a new beautiful and significative monument to honor the history of the Bay of Pigs Invasion.
- Completed Marlins Stadium parking surface lot repairs, sidewalks and drainage improvements for the World Baseball Classic.
- Completed construction of an improved 250 linear feet of seawall and a new baywalk behind the First Miami Presbyterian Church in Brickell, adding mobility, connectivity and recreation to our residents by our beautiful Biscayne Bay.
- Completed Phase II of the 25 MPH program, installing over 2,291 signs to reduce the speed limit from 30 MPH to 25 MPH on residential streets throughout the five City Districts.
- Completed construction of three (3) speed tables on Poinciana Avenue in South Coconut Grove.
- Completed construction of Coral Nook traffic circle and open green space with sitting areas
- Completed construction of the Antonio Maceo Park Restrooms.
- Completed the demolition of three buildings in District 3 for a future park site.
- Completed demolition of the old pool at Morningside Park to eventually move further with the park improvements master plan. Presented the seawall and shoreline stabilization design plans to the community for feedback. Currently seeking funds for construction of those elements.
- Completed the acquisition and demolition of two apartment buildings for future public area in District 3.
- Completed phase I of structural renovations of the Miami Marine Stadium, including infrastructure repair of nine (9) piles and two (2) caps renovation.
- Completed construction of phase II of Alice Wainwright Park.
- Completed design and initiated construction of the building for the Solid Waste Department.
- Continue construction of sections C and D of the Downtown Flagler Street Beautification project, which continues with the transformation of the Flagler Street into an iconic, festival-style boulevard with new pavers, expanded sidewalks and trees for shade.

Highlights

- Continue working on design criteria and public input for Brickell Bay Drive under Miami Forever Bond (MFB) in the Sea-Level Rise and Resilience category.
- Continue construction of a new aquatic facility at Virrick Park, including a new pool to be enjoyed by everyone.
- Continue construction of Legion Park Community Building under the Miami Forever Bond in the parks and cultural facility category.
- Continue working on roof and structural repairs to Fire Station 8 to improve safety.
- Coordinated three quarterly Miami Forever Bond (MFB) Citizen's Oversight Board Meetings to provide status and track the progress of 33 citywide bond projects with the MFB Oversight Board.
- Initiated construction of roadway/drainage improvements at SW 24th St. and SW 22nd Terrace (under poor roads category of Miami Forever Bond (MFB)).
- Initiated construction of renovations at MiaMarina.

Community Outreach and Engagement: OCI coordinated over 22 citywide events to celebrate the start/completion of projects and advanced the design of 9 capital projects through community feedback received at various community meetings, to include:

- Marine Stadium Boat Launch and Trailer Parking
- Dinner Key Breakwater and Resilience Improvements (Spoil Islands)
- D3 Pedestrian Priority Zones Project (PPZ)
- S. Shenandoah Mini Park Roadway Improvements
- Legion Park Seashore Stabilization, Baywalk and Kayak Launch Project
- Athalie Range Park Community Center Project
- Kenneth Myers Park Improvements on Seminole Boat Ramp and Seawall
- Visual banner display at Kenneth Myers Park to indicate Seminole Boat Ramp closure and provide information of alternative boat ramps in Miami Dade.
- La Pastorita Neighborhood Roadway Improvements Project
- Coordinated three quarterly Miami Forever Bond (MFB) Board Meetings at City Hall

OCI celebrated with the community the start/completion of many projects, to include:

- Shenandoah Park New Entrance Plaza and Outdoor Fitness Area Ribbon Cutting in Oct 2022
- SW 24th Street and SW 22nd Terrace Roadway Improvements (MFB) Groundbreaking in Nov 2022
- Legion Park Tennis Courts Ribbon Cutting in Dec 2022
- Bay of Pigs Memorial Park Ribbon Cutting in Apr 2023
- S. Shenandoah Mini Park Roadway Improvements in Summer 2023
- Shenandoah Park New Aquatics Facility in Summer 2023
- OCI celebrated with the community that the City of Miami was awarded the Mellon Award through an OCI project at Virginia Key (Seawall and Boat Ramp completed project) for its JOC process.
- OCI also received the WEDG® Verification (Waterfront Design Guidelines) for its design at Jose Marti Park. This project is the first one to receive such verification in the State of Florida. Furthermore, Florida is the 2nd state in the nation to receive this verification outside the State of New York.

Highlights

Capital Planning and Management:

- Completed integration between Oracle and eBuilder for processes like Invoicing, Change Orders, Additional Services, Account Level Funding, Master Commitments, Vendors, and Purchase Orders. Completed design and testing of 11 cost processes which include Cost Estimate, Funding Request, Purchase Order Request, Schedule of Values, Invoice Approval, Request for Direct Payment, Change Proposal Requests, Change Order, Additional Services, Solicitation, and Award or Installment Creation. Completed 99 percent of data migration of 700+ projects. Rolled-out and went live with cost processes in e-Builder in May 2023.
- Provided virtual and in-person e-Builder Training to external and internal stakeholders. Working on increasing e-Builder user adoption and finalizing the new Contract Compliance processes.

Fiscal Year 2023-24 and Beyond

New Appropriations to capital projects in FY 2023-24 total \$39.463 million as follows:

- 40-Year Recertification at Gerry Curtis Park Concession Building
- Enhancements of Gerry Curtis Park Pool
- Design of Master Plan for Fern Isle Park
- Replacement of Track and Turf at Gerry Curtis Park
- Improvements of Lighting at Melrose Park
- Enhancements at Ronald Reagan Park
- Improvements of Lightning at Antonio Maceo Park
- Construction of Morningside Park Floating Dock
- Construction of Pickleball Center at Jose Marti Park
- Construction of 1320 Mini Park
- Installation of Artificial Turf at Riverside Park
- Construction of Douglas Park Community Center
- Improvements of Lighting and Hoops of Basketball Court at Robert King High Park
- Enhancements at Fairlawn Community Park
- Improvements of Artificial Turf for College Football Entities at Moore Park
- Design of Athalie Range Park Building
- Replacement of A/C Chiller at Little Haiti Cultural Center and Caribbean Marketplace
- Enhancements of Athletic Field at Athalie Range Park
- Enhancements at Williams Park
- Safety Enhancements at Parks Citywide
- Enhancements of Playgrounds at Parks Citywide
- Construction of Incorporation Monument at City Hall
- Construction of Virginia Key Boat Ramp
- Purchase and upgrades of General Firefighting and EMS Equipment
- Purchase of a new Marine Vessel for the Miami Police Department
- Purchase and Upgrades of Police Computers
- Purchase of Microsoft Surface devices for Police Department

Highlights

- Upgrade of Legacy CCTV Camera system
- Upgrade of Police Premium IP Surveillance System
- Purchase of 30 Mobile Ticket Writing and Printing Devices for Police Department
- Purchase of 14 Hand Held Mobile Computers for Police Department
- Purchase of 4 Shoxs Seats for Police Department vehicles
- Expansions at General Services Administration Department
- Purchase of New Vehicles for Human Services Department
- Startup of Oracle Cloud System
- Removal of Derelict Vessels by Miami Police Department
- Repairs at Tower Theater
- Replacement of SUV's for Building Department
- Upgrades of Computers for Building Department
- Improvements of Urban Core Roadways
- Repairs of Citywide Storm Sewers
- Resurfacing of Pavement Citywide
- Repairs of Pier at MiaMarina
- Construction at Miami Marine Stadium Marina
- Repairs of Pilings and Pier at Dinner Key Marina
- Repairs at Dinner Key Mooring Field
- Repairs of Seminole Dinghy Dock and Boat Ramp
- Repairs and Replacement at Dinner Key Marina
- Improvements of Capital Operations at MiaMarina
- Improvements at Museum Park



NEW CAPITAL APPROPRIATIONS SECTION

Page left intentionally blank

Fiscal Year 2023-24 New Capital Appropriations

No.	Project Name	District	Amount	Capital Fund	Fund Award Name
1	40-B243500 Gerry Curtis Park Concession Building Structural Improvements (40 Year Recertification)	D1	\$150,000	35000 Parks and Recreation	2253 Impact Fees- Parks
2	40-B243501 Gerry Curtis Park Pool Enhancements	D1	\$300,000	35000 Parks and Recreation	2253 Impact Fees- Parks
3	40-B243502 Fern Isle Park Master Plan Design	D1	\$250,000	35000 Parks and Recreation	2253 Impact Fees- Parks
4	40-B243503 Gerry Curtis Park Turf and Track Replacement	D1	\$1,225,000	35000 Parks and Recreation	2253 Impact Fees- Parks
5	40-B243504 Melrose Park Lighting Improvements	D1	\$300,000	35000 Parks and Recreation	2253 Impact Fees- Parks
6	40-B243505 Ronald Reagan Park Enhancements	D1	\$75,000	35000 Parks and Recreation	2253 Impact Fees- Parks
7	40-B243506 Antonio Maceo Park Lighting Upgrades	D1	\$100,000	35000 Parks and Recreation	2253 Impact Fees- Parks
8	40-B40532 Morningside Park Floating Dock	D2	\$5,052,000	35000 Parks and Recreation	2253 Impact Fees - Parks - FIND Match
9	40-B40532 Morningside Park Floating Dock	D2	\$220,000	35000 Parks and Recreation	2253 Impact Fees - Parks - Art in Public Places
10	40-B243510 Jose Marti Park Pickleball Center Creation	D3	\$1,293,000	35000 Parks and Recreation	2253 Impact Fees- Parks
11	40-B223511 1320 Mini Park Construction	D3	\$450,000	35000 Parks and Recreation	2253 Impact Fees- Parks
12	40-B193515 Riverside Park Artificial Turf	D3	\$1,000,000	35000 Parks and Recreation	2253 Impact Fees - Parks
13	40-B40581 Douglas Park Community Center	D4	\$1,650,000	35000 Parks and Recreation	2253 Impact Fees- Parks
14	40-B243511 Robert King High Park Basketball Court Lighting and Hoops	D4	\$300,000	35000 Parks and Recreation	2253 Impact Fees - Parks
15	40-B193521 Fairlawn Community Park	D4	\$750,000	35000 Parks and Recreation	2253 Impact Fees- Parks
16	40-B213513 College Football Entities Projects at Moore Park	D5	\$250,000	35000 Parks and Recreation	2253 Impact Fees- Parks
17	40-B203509 Athalie Range Park Building - Design	D5	\$450,000	35000 Parks and Recreation	2253 Impact Fees- Parks
18	40-B243513 Little Haiti Cultural Center and Caribbean Marketplace A/C Chiller Replacements	D5	\$500,000	35000 Parks and Recreation	2253 Impact Fees- Parks
19	40-B243514 Athalie Range Park Athletic Field	D5	\$1,150,000	35000 Parks and Recreation	2253 Impact Fees- Parks
20	40-B243507 Williams Park General Enhancements	D5	\$300,000	35000 Parks and Recreation	2253 Impact Fees- Parks
21	40-B17350 Citywide Park Safety Enhancements	CW	\$750,000	35000 Parks and Recreation	2253 Impact Fees- Parks
22	40-B17352 Citywide Park Playground Enhancements	CW	\$205,000	35000 Parks and Recreation	2253 Impact Fees- Parks
23	40-B243515 City Hall Incorporation Monument	CW	\$200,000	35000 Parks and Recreation	2253 Impact Fees- Parks
24	40-B70106A General Firefighting and EMS Equipment	CW	\$1,913,000	32000 Public Safety	2255 Impact Fees - Fire

Fiscal Year 2023-24 New Capital Appropriations

No.	Project Name	District	Amount	Capital Fund	Fund Award Name
25	40-B243200 Purchase of Marine Vessel for Miami Police Department	CW	\$301,000	32000 Public Safety	2252 Impact Fees - Police
26	40-B243201 Purchase of New Computers for Miami Police Department	CW	\$150,000	32000 Public Safety	2252 Impact Fees - Police
27	40-B243202 Purchase of Surface Pro for Miami Police Department	CW	\$195,000	32000 Public Safety	2252 Impact Fees - Police
28	40-B243203 Legacy CCTV Camera Upgrades	CW	\$293,000	32000 Public Safety	2252 Impact Fees - Police
29	40-B243204 Premium IP Surveillance System - Iris Covert	CW	\$172,000	32000 Public Safety	2252 Impact Fees - Police
30	40-B243205 Mobile Ticket Writing Devices and Printers (30) for Miami Police Department	CW	\$98,000	32000 Public Safety	2252 Impact Fees - Police
31	40-B243206 Purchase of Personal Digital Assistants with FileOnQ (14) for Miami Police Department	CW	\$42,000	32000 Public Safety	2252 Impact Fees - Police
32	40-B243207 Purchase Shoxs Seat(4) for Police Maritime Vessels	CW	\$19,000	32000 Public Safety	2252 Impact Fees - Police
33	40-B203101 General Services Administration Expansion	CW	\$1,219,000	31000 General Government	2254 Impact Fees - General Government
34	40-B243100 New Vehicles for Human Services - Learning Center (2 Buses)	CW	\$91,000	31000 General Government	2254 Impact Fees - General Government
35	40-B223119 Oracle Cloud Startup	CW	\$6,606,000	31000 General Government	1426 Contribution from General Fund
36	40-B233400 Tower Theater	D3	\$379,000	34000 Public Facilities	1426 Contribution from General Fund
37	40-B183118 Citywide Fleet Replacement - Building 6 SUV's	CW	\$540,000	31000 General Government	1426 Contribution from General Fund - Building
38	40-B223115 Building - Computer Upgrades	CW	\$300,000	31000 General Government	1426 Contribution from General Fund - Building
39	40-B73102B Urban Core Roadway Improvements	CW	\$4,120,000	36000 Streets and Sidewalks	1419 Parking Surcharge
40	40-B30262 Citywide Storm Sewer Repair Project	CW	\$1,822,000	38000 Storm Sewers	1431 Stormwater Utility Trust Fund - Contribution from General Fund
41	40-B73102E Citywide Pavement Resurfacing	CW	\$1,075,000	36000 Streets and Sidewalks	1552 Local Option Gas Tax - Contribution from General Fund
42	40-B183407 Pier Repairs - MiaMarina	CW	\$200,000	34000 Public Facilities	1437 10% Marinas Revenue
43	40-B70042 Miami Marine Stadium Marina - Mooring Field	CW	\$250,000	34000 Public Facilities	1437 10% Marinas Revenue (FIND Grant Match)
44	40-B173401 Pilings and Pier Repairs - Dinner Key Marina	CW	\$185,000	34000 Public Facilities	1437 10% Marinas Revenue

Fiscal Year 2023-24 New Capital Appropriations

No.	Project Name	District	Amount	Capital Fund	Fund Award Name
45	40-B173403 Miscellaneous Repairs - Dinner Key Mooring Field	CW	\$64,000	34000 Public Facilities	1437 10% Marinas Revenue
46	40-B183408 Miscellaneous Repairs - Seminole Dinghy Dock & Boat Ramp	CW	\$40,000	34000 Public Facilities	1437 10% Marinas Revenue
47	40-B183410 Dinner Key Marina Emergency Repairs and Replacements	CW	\$302,000	34000 Public Facilities	1437 10% Marinas Revenue
48	40-B183406 MiaMarina Ticket Surcharge - Capital Operations and Improvements	CW	\$602,000	34000 Public Facilities	2150 Miamarina Ticket Surcharge Revenue
49	40-B183410 Dinner Key Marina Emergency Repairs and Replacements	CW	\$42,000	34000 Public Facilities	TBD Dinner Key Marina Ticket Surcharge Revenue
50	40-B183510 Museum Park Improvement	CW	\$2,000,000	31000 General Government	2361 Community Redevelopment Agency Contribution to Capital Museum Park

Total Proposed Capital Appropriations \$39,940,000

Page left intentionally blank



CAPITAL PLAN REPORTS SECTION

- Sources and Estimated Costs by Department
- Funding Source by Project Number
- Program Fund by Phase and Funding Source

Page left intentionally blank

Sources and Estimated Costs by Department

Building

Project No.	Project Title	Totals	Prior Years	Current 2023-24	Future Estimates				
					2024-25	2025-26	2026-27	2027-28	2028-29
20-P-21-0014 40-B223115	Building - Computer Upgrades								
Upgrade Computer systems for Building Department							District: Citywide		
							Status: Adopted		
							Phase: Non-Infrastructure		
							Est. Completion Date: December 2023		
Contribution from General Fund 3		\$800,000	\$500,000	\$300,000	\$0	\$0	\$0	\$0	\$0
Total Sources of Funding		\$800,000	\$500,000	\$300,000	\$0	\$0	\$0	\$0	\$0
Total Estimated Costs		\$800,000							
Total Unfunded		\$0					Funding Status: Fully Funded		
							Actuals: \$432,456		
Total Est. Annual Operating Impact		\$0					Encumbrances: \$0		
40-P-20-0280 40-B74614A	Building Department Electronic Plans Review - Phase I								
Implementation of a cloud based enterprise system for the automation of the plans review process							District: Citywide		
							Status: Active		
							Phase: Non-Infrastructure		
							Est. Completion Date: December 2023		
Contribution from General Fund 3		\$8,924,187	\$8,924,187	\$0	\$0	\$0	\$0	\$0	\$0
Total Sources of Funding		\$8,924,187	\$8,924,187	\$0	\$0	\$0	\$0	\$0	\$0
Total Estimated Costs		\$8,924,187							
Total Unfunded		\$0					Funding Status: Fully Funded		
							Actuals: \$8,812,240		
Total Est. Annual Operating Impact		\$213,000					Encumbrances: \$9,135		
40-P-20-0581 40-B74614B	Building Department Electronic Plans Review - Phase II								
Enhancement to digital plans review for City of Miami							District: Citywide		
							Status: Adopted		
							Phase: Non-Infrastructure		
							Est. Completion Date: December 2023		
Contribution from General Fund 3		\$4,681,000	\$4,681,000	\$0	\$0	\$0	\$0	\$0	\$0
Total Sources of Funding		\$4,681,000	\$4,681,000	\$0	\$0	\$0	\$0	\$0	\$0
Total Estimated Costs		\$4,681,000							
Total Unfunded		\$0					Funding Status: Fully Funded		
							Actuals: \$3,266,050		
Total Est. Annual Operating Impact		Minimal					Encumbrances: \$1,345,697		

Sources and Estimated Costs by Department

Building

Project No.	Project Title	Totals	Prior Years	Current 2023-24	Future Estimates				
					2024-25	2025-26	2026-27	2027-28	2028-29
20-P-21-0017 40-B223121	Building Efficiency 305								
<i>Strategy to increase energy and water efficiency in large public and private buildings</i>							District: Citywide Status: Adopted Phase: Planning Est. Completion Date: December 2023		
Contribution from General Fund 3		\$750,000	\$750,000	\$0	\$0	\$0	\$0	\$0	\$0
Total Sources of Funding		\$750,000	\$750,000	\$0	\$0	\$0	\$0	\$0	\$0
Total Estimated Costs		\$750,000							
Total Unfunded		\$0					Funding Status: Fully Funded Actuals: \$223,589 Encumbrances: \$40,875		
Total Est. Annual Operating Impact		Minimal							
20-P-21-0013 40-B223102	Building Task Force - Computers								
<i>Purchase of new computers for Code Compliance Task Force</i>							District: Citywide Status: Adopted Phase: Non-Infrastructure Est. Completion Date: December 2023		
Contribution from General Fund 3		\$28,000	\$28,000	\$0	\$0	\$0	\$0	\$0	\$0
Total Sources of Funding		\$28,000	\$28,000	\$0	\$0	\$0	\$0	\$0	\$0
Total Estimated Costs		\$28,000							
Total Unfunded		\$0					Funding Status: Fully Funded Actuals: \$0 Encumbrances: \$0		
Total Est. Annual Operating Impact		\$0							
60-P-21-0006 40-B223116	Building Task Force - Vehicles								
<i>Purchase of new vehicles for Building Task Force</i>							District: Citywide Status: Adopted Phase: Non-Infrastructure Est. Completion Date: December 2023		
Contribution from General Fund 3		\$120,000	\$120,000	\$0	\$0	\$0	\$0	\$0	\$0
Total Sources of Funding		\$120,000	\$120,000	\$0	\$0	\$0	\$0	\$0	\$0
Total Estimated Costs		\$120,000							
Total Unfunded		\$0					Funding Status: Fully Funded Actuals: \$119,886 Encumbrances: \$0		
Total Est. Annual Operating Impact		\$0							

Sources and Estimated Costs by Department

Building

		Future Estimates							
Project No.	Project Title	Totals	Prior Years	Current 2023-24	2024-25	2025-26	2026-27	2027-28	2028-29
20-P-21-0015 40-B223120	Enterprise Permitting Solutions						District: Citywide Status: Adopted Phase: Planning		
Update Enterprise Permitting software							Est. Completion Date: December 2023		
Contribution from General Fund 3		\$9,600,000	\$9,600,000	\$0	\$0	\$0	\$0	\$0	\$0
Total Sources of Funding		\$9,600,000	\$9,600,000	\$0	\$0	\$0	\$0	\$0	\$0
Total Estimated Costs		\$9,600,000							
Total Unfunded		\$0					Funding Status: Fully Funded Actuals: \$786,285		
Total Est. Annual Operating Impact		Minimal					Encumbrances: \$779,939		
40-P-21-0026 40-B213105	New Building Facility for Building Department						District: Citywide Status: Adopted Phase: Planning		
Construction of new facility for Building Department							Est. Completion Date: December 2023		
Contribution from General Fund 3		\$45,000,000	\$45,000,000	\$0	\$0	\$0	\$0	\$0	\$0
Total Sources of Funding		\$45,000,000	\$45,000,000	\$0	\$0	\$0	\$0	\$0	\$0
Total Estimated Costs		\$45,000,000							
Total Unfunded		\$0					Funding Status: Fully Funded Actuals: \$0		
Total Est. Annual Operating Impact		\$0					Encumbrances: \$0		
Totals for Building									
Total Sources of Funding		\$69,903,187	\$69,603,187	\$300,000	\$0	\$0	\$0	\$0	\$0
Total Estimated Costs		\$69,903,187							
Total Unfunded		\$0							
Total Est. Annual Operating Impact		\$213,000							

Sources and Estimated Costs by Department

City Clerk

Project No.	Project Title	Totals	Prior Years	Current 2023-24	Future Estimates				
					2024-25	2025-26	2026-27	2027-28	2028-29
40-P-20-0709	Replace Terrace Tile in City Hall Roof - Lower Roof								
							District: Citywide		
							Status: Future Consideration		
							Phase: Planning		
							Est. Completion Date: September 2024		
No Funding Allocated		\$0	\$0	\$0	\$0	\$0	\$0	\$0	\$0
Total Sources of Funding		\$0	\$0	\$0	\$0	\$0	\$0	\$0	\$0
Total Estimated Costs		\$727,650							
Total Unfunded		\$727,650					Funding Status: Unfunded		
							Actuals:		\$0
Total Est. Annual Operating Impact		\$0					Encumbrances:		\$0

Totals for City Clerk									
Total Sources of Funding	\$0	\$0	\$0	\$0	\$0	\$0	\$0	\$0	\$0
Total Estimated Costs	\$727,650								
Total Unfunded	\$727,650								
Total Est. Annual Operating Impact	\$0								

Sources and Estimated Costs by Department

Code Compliance

Project No.	Project Title	Totals	Prior Years	Current 2023-24	Future Estimates				
					2024-25	2025-26	2026-27	2027-28	2028-29
50-P-21-0014 40-B223100	Code Compliance Body Cameras								
<i>Purchase of body cameras for Code Compliance</i>							District: Citywide Status: Adopted Phase: Non-Infrastructure Est. Completion Date: December 2023		
Impact Fees - General Government		\$150,000	\$150,000	\$0	\$0	\$0	\$0	\$0	\$0
Total Sources of Funding		\$150,000	\$150,000	\$0	\$0	\$0	\$0	\$0	\$0
Total Estimated Costs		\$150,000							
Total Unfunded		\$0					Funding Status: Fully Funded Actuals: \$147,253 Encumbrances: \$2,747		
Total Est. Annual Operating Impact		\$0							
40-P-20-0281 40-B183122	Code Compliance Computerized Enforcement System								
<i>Design of new computerized system that will replace the current and antiquated CitiView system</i>							District: Citywide Status: Active Phase: Non-Infrastructure Est. Completion Date: December 2023		
Contribution from General Fund 3		\$97,622	\$97,622	\$0	\$0	\$0	\$0	\$0	\$0
Contribution from Special Revenue Fund		\$1,416,000	\$1,416,000	\$0	\$0	\$0	\$0	\$0	\$0
Total Sources of Funding		\$1,513,622	\$1,513,622	\$0	\$0	\$0	\$0	\$0	\$0
Total Estimated Costs		\$1,516,000							
Total Unfunded		\$2,378					Funding Status: Partial Actuals: \$1,513,622 Encumbrances: \$0		
Total Est. Annual Operating Impact		\$16,000							
60-P-21-0005 40-B223101	Code Task Force - Vehicles								
<i>Purchase of new vehicles for Code Task Force</i>							District: Citywide Status: Adopted Phase: Non-Infrastructure Est. Completion Date: December 2023		

Sources and Estimated Costs by Department

Code Compliance

Project No.	Project Title	Totals	Prior Years	Current 2023-24	Future Estimates				
					2024-25	2025-26	2026-27	2027-28	2028-29
	Contribution from General Fund 3	\$81,000	\$81,000	\$0	\$0	\$0	\$0	\$0	\$0
Total Sources of Funding		\$81,000	\$81,000	\$0	\$0	\$0	\$0	\$0	\$0
Total Estimated Costs		\$81,000							
Total Unfunded		\$0							
Total Est. Annual Operating Impact		\$0							
					Funding Status: Fully Funded				
					Actuals: \$78,841				
					Encumbrances: \$0				

Totals for Code Compliance

Total Sources of Funding	\$1,744,622	\$1,744,622	\$0	\$0	\$0	\$0	\$0	\$0	\$0
Total Estimated Costs	\$1,747,000								
Total Unfunded	\$2,378								
Total Est. Annual Operating Impact	\$16,000								

Sources and Estimated Costs by Department

Commissioner's Office

Project No.	Project Title	Totals	Prior Years	Current 2023-24	Future Estimates				
					2024-25	2025-26	2026-27	2027-28	2028-29
40-P-23-0007	Upper East Side District Office Renovation								
40-B233104									
Upper East Side District Office Renovation							District: 5		
							Status: Active		
							Phase: Design		
							Est. Completion Date: December 2023		
Contribution from Special Revenue Fund		\$94,000	\$94,000	\$0	\$0	\$0	\$0	\$0	\$0
Sanitary Sewer Non-Bond		\$58,000	\$58,000	\$0	\$0	\$0	\$0	\$0	\$0
Total Sources of Funding		\$152,000	\$152,000	\$0	\$0	\$0	\$0	\$0	\$0
Total Estimated Costs		\$152,000							
Total Unfunded		\$0							
Total Est. Annual Operating Impact		Minimal							
							Funding Status: Fully Funded		
							Actuals: \$1,970		
							Encumbrances: \$25,260		

Totals for Commissioner's Office									
Total Sources of Funding	\$152,000	\$152,000	\$0	\$0	\$0	\$0	\$0	\$0	\$0
Total Estimated Costs	\$152,000								
Total Unfunded	\$0								
Total Est. Annual Operating Impact	Minimal								

Communications

46

Sources and Estimated Costs by Department

Communications

Project No.	Project Title	Totals	Prior Years	Current 2023-24	Future Estimates				
					2024-25	2025-26	2026-27	2027-28	2028-29
40-P-20-0294	Redesign of Website						District: Citywide		
40-B17312							Status: Active		
Redesign of the City's current website to improve online access to government services and incorporate ADA-compliant design, easy navigation, better search capability and data-driven content							Phase: Planning		
							Est. Completion Date: December 2023		
Contribution from General Fund 3		\$422,000	\$422,000	\$0	\$0	\$0	\$0	\$0	\$0
Total Sources of Funding		\$422,000	\$422,000	\$0	\$0	\$0	\$0	\$0	\$0
Total Estimated Costs		\$422,000							
Total Unfunded		\$0					Funding Status: Fully Funded		
							Actuals: \$407,755		
Total Est. Annual Operating Impact		Minimal					Encumbrances: \$0		
50-P-22-0012	Studio Improvements						District: Citywide		
							Status: Proposed		
New modern studio set with improved capabilities.							Phase: Planning		
							Est. Completion Date: December 2023		
No Funding Allocated		\$0	\$0	\$0	\$0	\$0	\$0	\$0	\$0
Total Sources of Funding		\$0	\$0	\$0	\$0	\$0	\$0	\$0	\$0
Total Estimated Costs		\$55,000							
Total Unfunded		\$55,000					Funding Status: Unfunded		
							Actuals: \$0		
Total Est. Annual Operating Impact		Minimal					Encumbrances: \$0		
Totals for Communications									
Total Sources of Funding		\$572,000	\$572,000	\$0	\$0	\$0	\$0	\$0	\$0
Total Estimated Costs		\$664,000							
Total Unfunded		\$92,000							
Total Est. Annual Operating Impact		Minimal							

Community Redevelopment Agency

48

Community Redevelopment Agency

49

Sources and Estimated Costs by Department

Community Redevelopment Agency

					Future Estimates				
Project No.	Project Title	Totals	Prior Years	Current 2023-24	2024-25	2025-26	2026-27	2027-28	2028-29
40-P-20-0586	Omni Stormwater Systems and Drainage Construction and Improvements						District: Citywide		
							Status: Future Consideration		
	Omni Stormwater Systems and Drainage Construction and Improvements						Phase: Planning		
							Est. Completion Date: September 2041		
No Funding Allocated		\$0	\$0	\$0	\$0	\$0	\$0	\$0	\$0
Total Sources of Funding		\$0	\$0	\$0	\$0	\$0	\$0	\$0	\$0
Total Estimated Costs		\$35,000,000							
Total Unfunded		\$35,000,000					Funding Status: Unfunded		
							Actuals: \$0		
Total Est. Annual Operating Impact		\$0					Encumbrances: \$0		
40-P-20-0587	Omni Transit and Trolley Stop Improvements						District: Citywide		
							Status: Future Consideration		
	Omni Transit and Trolley Stop Improvements						Phase: Planning		
							Est. Completion Date: September 2026		
No Funding Allocated		\$0	\$0	\$0	\$0	\$0	\$0	\$0	\$0
Total Sources of Funding		\$0	\$0	\$0	\$0	\$0	\$0	\$0	\$0
Total Estimated Costs		\$2,500,000							
Total Unfunded		\$2,500,000					Funding Status: Unfunded		
							Actuals: \$0		
Total Est. Annual Operating Impact		\$0					Encumbrances: \$0		
40-P-20-0588	Omni Utility Infrastructure Development - Water, Sewer, Electrical, and Comms						District: Citywide		
							Status: Future Consideration		
	Omni Utility Infrastructure to Attract/Support Development (Water, Sewer, Electrical, Comms)						Phase: Planning		
							Est. Completion Date: September 2041		
No Funding Allocated		\$0	\$0	\$0	\$0	\$0	\$0	\$0	\$0
Total Sources of Funding		\$0	\$0	\$0	\$0	\$0	\$0	\$0	\$0
Total Estimated Costs		\$20,000,000							
Total Unfunded		\$20,000,000					Funding Status: Unfunded		
							Actuals: \$0		
Total Est. Annual Operating Impact		\$0					Encumbrances: \$0		

Community Redevelopment Agency

51

Community Redevelopment Agency

52

Sources and Estimated Costs by Department

Community Redevelopment Agency

Project No.	Project Title	Totals	Prior Years	Current 2023-24	Future Estimates				
					2024-25	2025-26	2026-27	2027-28	2028-29
40-P-20-0593	SEOPW Transit and Trolley Stop Improvements						District: Citywide		
							Status: Future Consideration		
	SEOPW Transit and Trolley Stop Improvements						Phase: Planning		
							Est. Completion Date: September 2026		
No Funding Allocated		\$0	\$0	\$0	\$0	\$0	\$0	\$0	\$0
Total Sources of Funding		\$0	\$0	\$0	\$0	\$0	\$0	\$0	\$0
Total Estimated Costs		\$1,250,000							
Total Unfunded		\$1,250,000					Funding Status:	Unfunded	
							Actuals:	\$0	
Total Est. Annual Operating Impact		\$0					Encumbrances:	\$0	
40-P-20-0594	SEOPW Utility Infrastructure Development - Water, Sewer, Electrical, and Comms						District: Citywide		
							Status: Future Consideration		
	SEOPW Utility Infrastructure to Attract/Support Development (Water, Sewer, Electrical, Comms)						Phase: Planning		
							Est. Completion Date: September 2041		
No Funding Allocated		\$0	\$0	\$0	\$0	\$0	\$0	\$0	\$0
Total Sources of Funding		\$0	\$0	\$0	\$0	\$0	\$0	\$0	\$0
Total Estimated Costs		\$20,000,000							
Total Unfunded		\$20,000,000					Funding Status:	Unfunded	
							Actuals:	\$0	
Total Est. Annual Operating Impact		\$0					Encumbrances:	\$0	
Totals for Community Redevelopment Agency									
Total Sources of Funding		\$0	\$0	\$0	\$0	\$0	\$0	\$0	\$0
Total Estimated Costs		\$202,750,000							
Total Unfunded		\$202,750,000							
Total Est. Annual Operating Impact		\$0							

Sources and Estimated Costs by Department

Downtown Development Authority

Project No.	Project Title	Totals	Prior Years	Current 2023-24	Future Estimates				
					2024-25	2025-26	2026-27	2027-28	2028-29
40-P-20-0712	Downtown Restrooms								
40-B203111									
<i>Design and construct a public restroom in downtown.</i>							District: Citywide		
							Status: Active		
							Phase: Planning		
							Est. Completion Date: August 2024		
Contribution from General Fund 3		\$350,000	\$350,000	\$0	\$0	\$0	\$0	\$0	\$0
Total Sources of Funding		\$350,000	\$350,000	\$0	\$0	\$0	\$0	\$0	\$0
Total Estimated Costs		\$350,000							
Total Unfunded		\$0					Funding Status: Fully Funded		
							Actuals: \$11,868		
Total Est. Annual Operating Impact		Minimal					Encumbrances: \$0		
40-P-19-0247	I-395 Baywalk - Phase I								
40-B193623									
<i>Design and permitting of a pedestrian baywalk connection under I-395.</i>							District: 2		
							Status: Active		
							Phase: Planning		
							Est. Completion Date: December 2023		
Contribution from General Fund 3		\$250,000	\$250,000	\$0	\$0	\$0	\$0	\$0	\$0
Downtown Development Authority		\$200,000	\$200,000	\$0	\$0	\$0	\$0	\$0	\$0
Downtown Developmental Regional Impact (DDRI) 1		\$225,000	\$225,000	\$0	\$0	\$0	\$0	\$0	\$0
International Yacht Brokers Association		\$150,000	\$150,000	\$0	\$0	\$0	\$0	\$0	\$0
Total Sources of Funding		\$825,000	\$825,000	\$0	\$0	\$0	\$0	\$0	\$0
Total Estimated Costs		\$13,578,402							
Total Unfunded		\$12,753,402					Funding Status: Partial		
							Actuals: \$648,887		
Total Est. Annual Operating Impact		Minimal					Encumbrances: \$45,777		
40-P-20-0764	Living Shoreline Demonstration Project in Downtown Miami								
<i>Project intent is to design, permit, and construct large-scale living shoreline demonstration project in one of the seawall cutouts at Maurice Ferré Park.</i>							District: 2		
							Status: Future Consideration		
							Phase: Planning		
							Est. Completion Date: March 2024		

Sources and Estimated Costs by Department

Downtown Development Authority

Project No.	Project Title	Totals	Prior Years	Current 2023-24	Future Estimates				
					2024-25	2025-26	2026-27	2027-28	2028-29
No Funding Allocated		\$0	\$0	\$0	\$0	\$0	\$0	\$0	\$0
Total Sources of Funding		\$0	\$0	\$0	\$0	\$0	\$0	\$0	\$0
Total Estimated Costs		\$692,240							
Total Unfunded		\$692,240					Funding Status:	Unfunded	
							<i>Actuals:</i>	\$0	
Total Est. Annual Operating Impact		Minimal					<i>Encumbrances:</i>	\$0	

40-P-20-0256	Relocation of Downtown Restroom								
40-B203108									
<i>Removing, storing, relocating and reinstalling existing portable restroom. Demolition of built infrastructure and repairs to hand over to MDC as it was.</i>							District:	5	
							Status:	Active	
							Phase:	A/E Selection	
							Est. Completion Date:	January 2024	
Downtown Development Authority		\$30,000	\$30,000	\$0	\$0	\$0	\$0	\$0	\$0
Downtown Developmental Regional Impact (DDRI) 1		\$150,000	\$150,000	\$0	\$0	\$0	\$0	\$0	\$0
Total Sources of Funding		\$180,000	\$180,000	\$0	\$0	\$0	\$0	\$0	\$0
Total Estimated Costs		\$180,000							
Total Unfunded		\$0					Funding Status:	Fully Funded	
							<i>Actuals:</i>	\$57,196	
Total Est. Annual Operating Impact		Minimal					<i>Encumbrances:</i>	\$0	

Totals for Downtown Development Authority									
Total Sources of Funding		\$1,355,000	\$1,355,000	\$0	\$0	\$0	\$0	\$0	\$0
Total Estimated Costs		\$14,800,642							
Total Unfunded		\$13,445,642							
Total Est. Annual Operating Impact		Minimal							

Sources and Estimated Costs by Department

Finance

Project No.	Project Title	Totals	Prior Years	Current 2023-24	Future Estimates				
					2024-25	2025-26	2026-27	2027-28	2028-29
50-P-21-0001 40-B223103	Finance POS System Replacement								
<i>Replacement of the current POS system with a modern and more robust application</i>							District: Citywide Status: Adopted Phase: Non-Infrastructure Est. Completion Date: December 2023		
Contribution from General Fund 3		\$1,256,000	\$1,256,000	\$0	\$0	\$0	\$0	\$0	\$0
Total Sources of Funding		\$1,256,000	\$1,256,000	\$0	\$0	\$0	\$0	\$0	\$0
Total Estimated Costs		\$1,256,000							
Total Unfunded		\$0					Funding Status: Fully Funded Actuals: \$406,855 Encumbrances: \$0		
Total Est. Annual Operating Impact		Minimal							
20-P-21-0016 40-B223119	Oracle Cloud Startup								
<i>Setup of new Oracle Cloud system</i>							District: Citywide Status: Adopted Phase: Planning Est. Completion Date: December 2023		
Contribution from General Fund 3		\$20,288,000	\$13,682,000	\$6,606,000	\$0	\$0	\$0	\$0	\$0
Total Sources of Funding		\$20,288,000	\$13,682,000	\$6,606,000	\$0	\$0	\$0	\$0	\$0
Total Estimated Costs		\$20,288,000							
Total Unfunded		\$0					Funding Status: Fully Funded Actuals: \$1,156,015 Encumbrances: \$0		
Total Est. Annual Operating Impact		Minimal							
50-P-21-0002 40-B223104	SplashBI Software Implementation - EIS Software Upgrade								
<i>Splash BI Software Implementation, training, migration, DBA Services, QA, testing, project management, annual user costs, and Oracle EBS Application Connector</i>							District: Citywide Status: Adopted Phase: Non-Infrastructure Est. Completion Date: December 2023		
Contribution from General Fund 3		\$95,000	\$95,000	\$0	\$0	\$0	\$0	\$0	\$0
Total Sources of Funding		\$95,000	\$95,000	\$0	\$0	\$0	\$0	\$0	\$0
Total Estimated Costs		\$95,000							
Total Unfunded		\$0					Funding Status: Fully Funded Actuals: \$92,090 Encumbrances: \$0		
Total Est. Annual Operating Impact		Minimal							

Sources and Estimated Costs by Department

Finance

Project No.	Project Title	Totals	Prior Years	Current 2023-24	Future Estimates				
					2024-25	2025-26	2026-27	2027-28	2028-29

Totals for Finance									
Total Sources of Funding		\$21,639,000	\$15,033,000	\$6,606,000	\$0	\$0	\$0	\$0	\$0
Total Estimated Costs		\$21,639,000							
Total Unfunded		\$0							
Total Est. Annual Operating Impact		Minimal							

Sources and Estimated Costs by Department

Fire-Rescue

Project No.	Project Title	Totals	Prior Years	Current 2023-24	Future Estimates				
					2024-25	2025-26	2026-27	2027-28	2028-29
40-P-20-0555	40 Year Building Recertification - Fire Station 8								
40-B203112									
Perform a facility assessment of Fire Station 8 for required 40-Year re-certification							District: Citywide		
							Status: Active		
							Phase: Final Completion		
							Est. Completion Date: December 2023		
Contribution from General Fund 3		\$10,000	\$10,000	\$0	\$0	\$0	\$0	\$0	\$0
Total Sources of Funding		\$10,000	\$10,000	\$0	\$0	\$0	\$0	\$0	\$0
Total Estimated Costs		\$10,000							
Total Unfunded		\$0					Funding Status: Fully Funded		
Total Est. Annual Operating Impact	Minimal						Actuals:	\$7,557	
							Encumbrances:	\$2,379	
40-P-20-0278	40 Year Recertification - Building Facilities Fire Station 3								
40-B203114									
Perform 40-Year Building Inspection Recertification for Buildings situated in the Fire Station 3 Complex. Scope to include a roof assessment of the GSA/USLA Building.							District: Citywide		
							Status: Active		
							Phase: Administrative Close-Out		
							Est. Completion Date: December 2023		
Contribution from General Fund 3		\$55,501	\$55,501	\$0	\$0	\$0	\$0	\$0	\$0
Total Sources of Funding		\$55,501	\$55,501	\$0	\$0	\$0	\$0	\$0	\$0
Total Estimated Costs		\$55,501							
Total Unfunded		\$0					Funding Status: Partial		
Total Est. Annual Operating Impact	Minimal						Actuals:	\$41,847	
							Encumbrances:	\$13,654	
40-P-20-0556	40 Year Recertification - Fire Station 2								
40-B203113									
Perform a facility assessment of Fire Station 2 for required 40-Year recertification							District: Citywide		
							Status: Active		
							Phase: Administrative Close-Out		
							Est. Completion Date: October 2023		
Contribution from General Fund 3		\$18,473	\$18,473	\$0	\$0	\$0	\$0	\$0	\$0
Total Sources of Funding		\$18,473	\$18,473	\$0	\$0	\$0	\$0	\$0	\$0
Total Estimated Costs		\$18,473							
Total Unfunded		\$0					Funding Status: Fully Funded		
Total Est. Annual Operating Impact	Minimal						Actuals:	\$16,094	
							Encumbrances:	\$2,379	

Sources and Estimated Costs by Department

Fire-Rescue

Project No.	Project Title	Totals	Prior Years	Current 2023-24	Future Estimates				
					2024-25	2025-26	2026-27	2027-28	2028-29
40-P-00-0236 40-B40606	City of Miami Fire Rescue Training Center Environmental Remediation Project								
<i>Environmental remediation studies and associated impacted site within a mile radius</i>							District: Citywide Status: Active Phase: Monitoring Est. Completion Date: December 2023		
Environmental Remediation Loan		\$510,291	\$510,291	\$0	\$0	\$0	\$0	\$0	\$0
Total Sources of Funding		\$510,291	\$510,291	\$0	\$0	\$0	\$0	\$0	\$0
Total Estimated Costs		\$910,291							
Total Unfunded		\$400,000					Funding Status: Partial Actuals: \$464,423 Encumbrances: \$19,617		
Total Est. Annual Operating Impact		Minimal							
40-P-20-0548 40-B70184	Comprehensive Cancer Prevention Program								
<i>Evaluation of the risk factors for cancer in the fire service and development of a plan to deal with any associated risks</i>							District: Citywide Status: Active Phase: Planning Est. Completion Date: December 2023		
Contribution from General Fund 3		\$600,000	\$600,000	\$0	\$0	\$0	\$0	\$0	\$0
Florida Department of Financial Services		\$28,429	\$28,429	\$0	\$0	\$0	\$0	\$0	\$0
Impact Fees - Fire		\$350,000	\$350,000	\$0	\$0	\$0	\$0	\$0	\$0
Total Sources of Funding		\$978,429	\$978,429	\$0	\$0	\$0	\$0	\$0	\$0
Total Estimated Costs		\$978,429							
Total Unfunded		\$0					Funding Status: Fully Funded Actuals: \$966,316 Encumbrances: \$0		
Total Est. Annual Operating Impact		Minimal							
40-P-20-0574 40-B203215	Computer Aided Dispatch System								
<i>New CAD system</i>							District: Citywide Status: Adopted Phase: Planning Est. Completion Date: December 2023		

Sources and Estimated Costs by Department

Fire-Rescue

Project No.	Project Title	Totals	Prior Years	Current 2023-24	Future Estimates				
					2024-25	2025-26	2026-27	2027-28	2028-29
Contribution from General Fund 3		\$3,426,000	\$3,426,000	\$0	\$0	\$0	\$0	\$0	\$0
Total Sources of Funding		\$3,426,000	\$3,426,000	\$0	\$0	\$0	\$0	\$0	\$0
Total Estimated Costs		\$3,426,000							
Total Unfunded		\$0							
Total Est. Annual Operating Impact		Minimal							
							Funding Status: Fully Funded		
							<i>Actuals:</i> \$0		
							<i>Encumbrances:</i> \$0		
40-P-20-0527	CW Fire Restroom Remodel								
40-B173724									
<i>Remodeling, renovating, and upgrading of various Fire facility restrooms</i>							District: Citywide		
							Status: Active		
							Phase: Planning		
							Est. Completion Date: December 2023		
Sanitary Sewer Non-Bond		\$1,001,007	\$1,001,007	\$0	\$0	\$0	\$0	\$0	\$0
Total Sources of Funding		\$1,001,007	\$1,001,007	\$0	\$0	\$0	\$0	\$0	\$0
Total Estimated Costs		\$1,001,007							
Total Unfunded		\$0							
Total Est. Annual Operating Impact		Minimal							
							Funding Status: Fully Funded		
							<i>Actuals:</i> \$302,346		
							<i>Encumbrances:</i> \$375,391		
40-P-20-0628	Exterior Painting of Four Fire Stations # 3, 5, 8, and 10								
<i>Seal and paint exterior of fire stations #3, 5, 8 and 10</i>							District: Citywide		
							Status: Future Consideration		
							Phase: Planning		
							Est. Completion Date: December 2023		
No Funding Allocated		\$0	\$0	\$0	\$0	\$0	\$0	\$0	\$0
Total Sources of Funding		\$0	\$0	\$0	\$0	\$0	\$0	\$0	\$0
Total Estimated Costs		\$278,750							
Total Unfunded		\$278,750							
Total Est. Annual Operating Impact		\$0							
							Funding Status: Unfunded		
							<i>Actuals:</i> \$0		
							<i>Encumbrances:</i> \$0		
40-P-20-0765	Fire Administration/Garage/USAR/Warehouses								
<i>Fire Administration/Garage/USAR/Warehouses</i>							District: Citywide		
							Status: Future Consideration		
							Phase: Planning		
							Est. Completion Date: December 2023		

Sources and Estimated Costs by Department

Fire-Rescue

Project No.	Project Title	Totals	Prior Years	Current 2023-24	Future Estimates				
					2024-25	2025-26	2026-27	2027-28	2028-29
No Funding Allocated		\$0	\$0	\$0	\$0	\$0	\$0	\$0	\$0
Total Sources of Funding		\$0	\$0	\$0	\$0	\$0	\$0	\$0	\$0
Total Estimated Costs		\$30,000,000							
Total Unfunded		\$30,000,000					Funding Status:	Unfunded	
							Actuals:	\$0	
Total Est. Annual Operating Impact		Minimal					Encumbrances:	\$0	
40-P-20-0609	Fire and Rescue Capital Facilities Assessment					District: Citywide			
						Status: Future Consideration			
Fire & Rescue Capital Facilities Assessment					Phase: Planning				
					Est. Completion Date: December 2023				
No Funding Allocated		\$0	\$0	\$0	\$0	\$0	\$0	\$0	\$0
Total Sources of Funding		\$0	\$0	\$0	\$0	\$0	\$0	\$0	\$0
Total Estimated Costs		\$1,000,000							
Total Unfunded		\$1,000,000					Funding Status:	Unfunded	
							Actuals:	\$0	
Total Est. Annual Operating Impact		\$0					Encumbrances:	\$0	
40-P-20-0576	Fire Apparatus					District: Citywide			
40-B203217					Status: Adopted				
Purchase of Fire Apparatus					Phase: Planning				
					Est. Completion Date: December 2023				
Contribution from General Fund 3		\$1,330,000	\$1,330,000	\$0	\$0	\$0	\$0	\$0	\$0
Total Sources of Funding		\$1,330,000	\$1,330,000	\$0	\$0	\$0	\$0	\$0	\$0
Total Estimated Costs		\$1,330,000							
Total Unfunded		\$0					Funding Status:	Fully Funded	
							Actuals:	\$219,187	
Total Est. Annual Operating Impact		Minimal					Encumbrances:	\$1,110,813	
40-P-20-0558	Fire Apparatus Vehicle Lease					District: Citywide			
40-B72810E					Status: Adopted				
Fire Apparatus Vehicle Lease					Phase: Planning				
					Est. Completion Date: December 2023				

Sources and Estimated Costs by Department

Fire-Rescue

Project No.	Project Title	Totals	Prior Years	Current 2023-24	Future Estimates				
					2024-25	2025-26	2026-27	2027-28	2028-29
Santander Bank Vehicle Lease		\$12,570,000	\$12,570,000	\$0	\$0	\$0	\$0	\$0	\$0
Total Sources of Funding		\$12,570,000	\$12,570,000	\$0	\$0	\$0	\$0	\$0	\$0
Total Estimated Costs		\$12,570,000							
Total Unfunded		\$0							
Total Est. Annual Operating Impact		Minimal							
					Funding Status: Fully Funded Actuals: \$8,991,214 Encumbrances: \$0				
40-P-20-0520	Fire Car 95 Housing FF&E								
40-B17329									
<i>For the purchase and installation of furniture, fixtures, and equipment (FFE) needed for the new fire facility building which will house Car 95 (EMS Battalion Commander)</i>					District: Citywide Status: Active Phase: Administrative Close-Out Est. Completion Date: December 2023				
Impact Fees - Fire		\$21,476	\$21,476	\$0	\$0	\$0	\$0	\$0	\$0
Total Sources of Funding		\$21,476	\$21,476	\$0	\$0	\$0	\$0	\$0	\$0
Total Estimated Costs		\$201,588							
Total Unfunded		\$180,112							
Total Est. Annual Operating Impact		Minimal							
					Funding Status: Partial Actuals: \$21,023 Encumbrances: \$0				
40-P-20-0595	Fire Facilities								
<i>Fire Facilities</i>					District: Citywide Status: Future Consideration Phase: Planning Est. Completion Date: September 2041				
No Funding Allocated		\$0	\$0	\$0	\$0	\$0	\$0	\$0	\$0
Total Sources of Funding		\$0	\$0	\$0	\$0	\$0	\$0	\$0	\$0
Total Estimated Costs		\$15,461,775							
Total Unfunded		\$15,461,775							
Total Est. Annual Operating Impact		\$0							
					Funding Status: Unfunded Actuals: \$0 Encumbrances: \$0				
40-P-20-0549	Fire Facilities Equipment and Apparatus								
40-B70241									
<i>Purchase of equipment and other apparatuses for Citywide fire facilities</i>					District: Citywide Status: Active Phase: Administrative Close-Out Est. Completion Date: December 2023				

Sources and Estimated Costs by Department

Fire-Rescue

Project No.	Project Title	Totals	Prior Years	Current 2023-24	Future Estimates				
					2024-25	2025-26	2026-27	2027-28	2028-29
Contribution from General Fund 3		\$1,188,613	\$1,188,613	\$0	\$0	\$0	\$0	\$0	\$0
Total Sources of Funding		\$1,188,613	\$1,188,613	\$0	\$0	\$0	\$0	\$0	\$0
Total Estimated Costs		\$1,590,710							
Total Unfunded		\$402,097					Funding Status: Partial		
							<i>Actuals:</i> \$1,188,613		
Total Est. Annual Operating Impact		Minimal					<i>Encumbrances:</i> \$0		
40-P-20-0550	Fire Facilities Generators (North & South)							District: Citywide	
40-B70718								Status: Active	
<i>Upgrade the emergency standby generator system at several fire stations</i>								Phase: Administrative Close-Out	
								Est. Completion Date: December 2023	
Impact Fees 2		\$987,129	\$987,129	\$0	\$0	\$0	\$0	\$0	\$0
Total Sources of Funding		\$987,129	\$987,129	\$0	\$0	\$0	\$0	\$0	\$0
Total Estimated Costs		\$1,180,500							
Total Unfunded		\$193,371					Funding Status: Partial		
							<i>Actuals:</i> \$977,156		
Total Est. Annual Operating Impact		Minimal					<i>Encumbrances:</i> \$9,973		
40-P-20-0516	Fire Facilities Repairs Equipment and Furniture							District: 1	
40-B173210								Status: Active	
<i>Purchase and installation of furniture, fixtures, and equipment (FFE) as well as repairs and improvements Citywide fire facilities</i>								Phase: Design	
								Est. Completion Date: December 2023	
Contribution from General Fund 3		\$1,570,164	\$1,570,164	\$0	\$0	\$0	\$0	\$0	\$0
Fire Assessment Fee 2		\$68,362	\$68,362	\$0	\$0	\$0	\$0	\$0	\$0
Total Sources of Funding		\$1,638,526	\$1,638,526	\$0	\$0	\$0	\$0	\$0	\$0
Total Estimated Costs		\$1,638,526							
Total Unfunded		\$0					Funding Status: Fully Funded		
							<i>Actuals:</i> \$924,420		
Total Est. Annual Operating Impact		Minimal					<i>Encumbrances:</i> \$212,444		

Sources and Estimated Costs by Department

Fire-Rescue

Project No.	Project Title	Totals	Prior Years	Current 2023-24	Future Estimates				
					2024-25	2025-26	2026-27	2027-28	2028-29
40-P-19-0199	Fire Facilities Resiliency Project (FS10) - Design								
40-B193207									
<i>Master plan / site plan, conceptual design, and due diligence studies for replacement of Fire Station #10 at 4101 NW 7th ST</i>							District: Citywide		
							Status: Active		
							Phase: Design		
							Est. Completion Date: July 2024		
Impact Fees - Fire		\$195,000	\$195,000	\$0	\$0	\$0	\$0	\$0	\$0
Miami Forever Bonds - Public Safety S1A		\$420,000	\$420,000	\$0	\$0	\$0	\$0	\$0	\$0
Total Sources of Funding		\$615,000	\$615,000	\$0	\$0	\$0	\$0	\$0	\$0
Total Estimated Costs		\$615,000							
Total Unfunded		\$0							
Total Est. Annual Operating Impact		Minimal							
							Funding Status: Fully Funded		
							<i>Actuals:</i> \$148,641		
							<i>Encumbrances:</i> \$388,700		
60-P-21-0004	Fire Fleet Acquisition								
40-B223208									
<i>Fire-Rescue light fleet vehicles</i>							District: Citywide		
							Status: Adopted		
							Phase: Non-Infrastructure		
							Est. Completion Date: December 2023		
Contribution from General Fund 3		\$618,000	\$618,000	\$0	\$0	\$0	\$0	\$0	\$0
Total Sources of Funding		\$618,000	\$618,000	\$0	\$0	\$0	\$0	\$0	\$0
Total Estimated Costs		\$618,000							
Total Unfunded		\$0							
Total Est. Annual Operating Impact		Minimal							
							Funding Status: Fully Funded		
							<i>Actuals:</i> \$190,747		
							<i>Encumbrances:</i> \$376,494		
40-P-20-0643	Fire Prevention Bureau - Office Remodeling 10th floor MRC								
							District: Citywide		
							Status: Future Consideration		
							Phase: Planning		
<i>Remodeling of 10th Floor Office for Fire Prevention Bureau.</i>							Est. Completion Date: September 2025		

Sources and Estimated Costs by Department

Fire-Rescue

Project No.	Project Title	Totals	Prior Years	Current 2023-24	Future Estimates				
					2024-25	2025-26	2026-27	2027-28	2028-29
No Funding Allocated		\$0	\$0	\$0	\$0	\$0	\$0	\$0	\$0
Total Sources of Funding		\$0	\$0	\$0	\$0	\$0	\$0	\$0	\$0
Total Estimated Costs		\$514,115							
Total Unfunded		\$514,115					Funding Status:	Unfunded	
							Actuals:	\$0	
Total Est. Annual Operating Impact		\$0					Encumbrances:	\$0	
40-P-20-0538	Fire Prevention Management System -Paperless Inspections					District: Citywide			
40-B203205						Status: Active			
Purchase of the Fire Prevention Management System					Phase: Planning				
					Est. Completion Date: December 2023				
Impact Fees - Fire	\$100,000	\$100,000	\$0	\$0	\$0	\$0	\$0	\$0	\$0
Total Sources of Funding	\$100,000	\$100,000	\$0	\$0	\$0	\$0	\$0	\$0	\$0
Total Estimated Costs	\$100,000								
Total Unfunded	\$0						Funding Status:	Fully Funded	
							Actuals:	\$57,990	
Total Est. Annual Operating Impact	Minimal						Encumbrances:	\$2,267	
40-P-20-0573	Fire Repairs, Parts, and Supplies					District: Citywide			
40-B203214						Status: Adopted			
Fire repairs and maintenance, parts, and supplies					Phase: Planning				
					Est. Completion Date: December 2023				
Contribution from General Fund 3	\$1,402,097	\$1,402,097	\$0	\$0	\$0	\$0	\$0	\$0	\$0
Total Sources of Funding	\$1,402,097	\$1,402,097	\$0	\$0	\$0	\$0	\$0	\$0	\$0
Total Estimated Costs	\$1,402,097								
Total Unfunded	\$0						Funding Status:	Fully Funded	
							Actuals:	\$990,487	
Total Est. Annual Operating Impact	Minimal						Encumbrances:	\$26,883	
40-P-20-0534	Fire Rescue Apparatus					District: Citywide			
40-B183205						Status: Active			
Replacement of rescue units					Phase: Planning				
					Est. Completion Date: December 2023				

Sources and Estimated Costs by Department

Fire-Rescue

Project No.	Project Title	Totals	Prior Years	Current 2023-24	Future Estimates				
					2024-25	2025-26	2026-27	2027-28	2028-29
Contribution from General Fund 3		\$2,800,000	\$2,800,000	\$0	\$0	\$0	\$0	\$0	\$0
Total Sources of Funding		\$2,800,000	\$2,800,000	\$0	\$0	\$0	\$0	\$0	\$0
Total Estimated Costs		\$2,800,000							
Total Unfunded		\$0					Funding Status:	Fully Funded	
							Actuals:	\$2,763,471	
Total Est. Annual Operating Impact		Minimal					Encumbrances:	\$2,498	
40-P-20-0731	Fire Rescue Apparatus Upgrades and Enhancements					District: Citywide			
40-B213200						Status: Adopted			
Upgrades and Enhancements to Fire Rescue Apparatus					Phase: Planning				
					Est. Completion Date: December 2023				
Impact Fees - Fire		\$567,000	\$567,000	\$0	\$0	\$0	\$0	\$0	\$0
Total Sources of Funding		\$567,000	\$567,000	\$0	\$0	\$0	\$0	\$0	\$0
Total Estimated Costs		\$567,000							
Total Unfunded		\$0					Funding Status:	Fully Funded	
							Actuals:	\$56,896	
Total Est. Annual Operating Impact		\$0					Encumbrances:	\$127,750	
40-P-20-0517	Fire Rescue Facility Enhancements					District: Citywide			
40-B173214						Status: Active			
Enhancements to upgrade and remodel Citywide Fire Rescue Facilities					Phase: Planning				
					Est. Completion Date: December 2023				
Impact Fees - Fire		\$2,205,000	\$2,205,000	\$0	\$0	\$0	\$0	\$0	\$0
Impact Fees 2		\$193,372	\$193,372	\$0	\$0	\$0	\$0	\$0	\$0
Total Sources of Funding		\$2,398,372	\$2,398,372	\$0	\$0	\$0	\$0	\$0	\$0
Total Estimated Costs		\$2,398,372							
Total Unfunded		\$0					Funding Status:	Fully Funded	
							Actuals:	\$1,084,956	
Total Est. Annual Operating Impact		Minimal					Encumbrances:	\$431,263	

Sources and Estimated Costs by Department

Fire-Rescue

		Future Estimates							
Project No.	Project Title	Totals	Prior Years	Current 2023-24	2024-25	2025-26	2026-27	2027-28	2028-29
40-P-20-0629	Fire Station #1 - Replacement - Study only								
							District:	Citywide	
							Status:	Future Consideration	
							Phase:	Planning	
Perform a study to develop preliminary space needs and cost estimate for the replacement of Fire Station # 1.							Est. Completion Date:	December 2023	
No Funding Allocated		\$0	\$0	\$0	\$0	\$0	\$0	\$0	\$0
Total Sources of Funding		\$0	\$0	\$0	\$0	\$0	\$0	\$0	\$0
Total Estimated Costs		\$100,000							
Total Unfunded		\$100,000					Funding Status:	Unfunded	
							Actuals:	\$0	
Total Est. Annual Operating Impact		\$0					Encumbrances:	\$0	
40-P-20-0615	Fire Station #4 - Roof Repairs and Exterior Painting - Assessment Only								
							District:	Citywide	
							Status:	Future Consideration	
							Phase:	Planning	
Perform an assessment to develop scope and cost estimate to address roof water intrusion and exterior painting.							Est. Completion Date:	December 2023	
No Funding Allocated		\$0	\$0	\$0	\$0	\$0	\$0	\$0	\$0
Total Sources of Funding		\$0	\$0	\$0	\$0	\$0	\$0	\$0	\$0
Total Estimated Costs		\$40,000							
Total Unfunded		\$40,000					Funding Status:	Unfunded	
							Actuals:	\$0	
Total Est. Annual Operating Impact		\$0					Encumbrances:	\$0	
40-P-20-0630	Fire Station #5 Replacement - Study only								
							District:	Citywide	
							Status:	Future Consideration	
							Phase:	Planning	
Perform a study to develop preliminary space needs and cost estimate for the replacement of Fire Station # 5.							Est. Completion Date:	December 2023	
No Funding Allocated		\$0	\$0	\$0	\$0	\$0	\$0	\$0	\$0
Total Sources of Funding		\$0	\$0	\$0	\$0	\$0	\$0	\$0	\$0
Total Estimated Costs		\$100,000							
Total Unfunded		\$100,000					Funding Status:	Unfunded	
							Actuals:	\$0	
Total Est. Annual Operating Impact		\$0					Encumbrances:	\$0	

Sources and Estimated Costs by Department

Fire-Rescue

		Future Estimates							
Project No.	Project Title	Totals	Prior Years	Current 2023-24	2024-25	2025-26	2026-27	2027-28	2028-29
40-P-20-0617	Fire Station 12 - Roof Water Intrusion Assessment						District: Citywide		
							Status: Future Consideration		
Perform an assessment to develop scope and cost estimate to address roof water intrusion.							Phase: Planning		
							Est. Completion Date: December 2023		
No Funding Allocated		\$0	\$0	\$0	\$0	\$0	\$0	\$0	\$0
Total Sources of Funding		\$0	\$0	\$0	\$0	\$0	\$0	\$0	\$0
Total Estimated Costs		\$50,000							
Total Unfunded		\$50,000					Funding Status: Unfunded		
							Actuals: \$0		
Total Est. Annual Operating Impact		\$0					Encumbrances: \$0		
40-P-21-0004	Fire Station 12 - Hardening						District: Citywide		
40-B223212							Status: Active		
Retrofit building exterior and key access areas; hardening rooftop HVAC units.							Phase: Planning		
							Est. Completion Date: December 2023		
CDBG Mitigation Program -FS12		\$1,423,000	\$1,423,000	\$0	\$0	\$0	\$0	\$0	\$0
Total Sources of Funding		\$1,423,000	\$1,423,000	\$0	\$0	\$0	\$0	\$0	\$0
Total Estimated Costs		\$1,565,300							
Total Unfunded		\$142,300					Funding Status: Partial		
							Actuals: \$0		
Total Est. Annual Operating Impact		Minimal					Encumbrances: \$0		
40-P-20-0542	Fire Station 12 - Water Intrusion Roof Assessment						District: 5		
40-B203209							Status: Active		
Perform an assessment to develop scope and cost estimate to address roof water intrusion at Fire Station 12 located at 1455 NW 46 Street							Phase: Planning		
							Est. Completion Date: December 2023		
Contribution from General Fund 3		\$10,609	\$10,609	\$0	\$0	\$0	\$0	\$0	\$0
Total Sources of Funding		\$10,609	\$10,609	\$0	\$0	\$0	\$0	\$0	\$0
Total Estimated Costs		\$50,000							
Total Unfunded		\$39,391					Funding Status: Partial		
							Actuals: \$9,710		
Total Est. Annual Operating Impact		Minimal					Encumbrances: \$899		

Sources and Estimated Costs by Department

Fire-Rescue

Project No.	Project Title	Totals	Prior Years	Current 2023-24	Future Estimates				
					2024-25	2025-26	2026-27	2027-28	2028-29
40-P-21-0006	Fire Station 2 - Hardening								
40-B213210									
Retrofit building exterior and key access areas; hardening rooftop HVAC units; electrical upgrades.							District: Citywide		
							Status: Active		
							Phase: Planning		
							Est. Completion Date: December 2023		
CDBG Mitigation Program - FS2		\$994,303	\$994,303	\$0	\$0	\$0	\$0	\$0	\$0
Contribution from General Fund 3		\$12,724	\$12,724	\$0	\$0	\$0	\$0	\$0	\$0
Total Sources of Funding		\$1,007,027	\$1,007,027	\$0	\$0	\$0	\$0	\$0	\$0
Total Estimated Costs		\$1,093,733							
Total Unfunded		\$86,706					Funding Status:	Partial	
							<i>Actuals:</i>	\$4,054	
Total Est. Annual Operating Impact		Minimal					<i>Encumbrances:</i>	\$0	
40-P-20-0522	Fire Station 2 - Restroom Remodel								
40-B17371									
Remodeling, renovating, and upgrading of Fire Station 2 located at 1901 North Miami Avenue							District: 2		
							Status: Active		
							Phase: Planning		
							Est. Completion Date: December 2023		
Sanitary Sewer Non-Bond		\$155,583	\$155,583	\$0	\$0	\$0	\$0	\$0	\$0
Total Sources of Funding		\$155,583	\$155,583	\$0	\$0	\$0	\$0	\$0	\$0
Total Estimated Costs		\$155,583							
Total Unfunded		\$0					Funding Status:	Partial	
							<i>Actuals:</i>	\$143,750	
Total Est. Annual Operating Impact		Minimal					<i>Encumbrances:</i>	\$11,833	
40-P-20-0544	Fire Station 4 - Roof Repairs and Exterior Painting - Assessment Only								
40-B203211									
Perform an assessment to develop scope and cost estimate to address roof water intrusion and exterior painting at Fire Station 4 located at 1105 SW 2 Avenue							District: 2		
							Status: Active		
							Phase: Planning		
							Est. Completion Date: December 2023		

Sources and Estimated Costs by Department

Fire-Rescue

Project No.	Project Title	Totals	Prior Years	Current 2023-24	Future Estimates				
					2024-25	2025-26	2026-27	2027-28	2028-29
Contribution from General Fund 3		\$13,287	\$13,287	\$0	\$0	\$0	\$0	\$0	\$0
Total Sources of Funding		\$13,287	\$13,287	\$0	\$0	\$0	\$0	\$0	\$0
Total Estimated Costs		\$40,000							
Total Unfunded		\$26,713					Funding Status:	Partial	
							<i>Actuals:</i>	\$12,088	
Total Est. Annual Operating Impact		Minimal					<i>Encumbrances:</i>	\$1,199	
40-P-20-0766	Fire Station 5 Rebuild							District:	Citywide
								Status:	Future Consideration
								Phase:	Planning
	<i>Fire Station 5 re-build / Replacement. The March 2018 Building Program Maintenance Program Facility proposes the fire station rebuild as 27,525 gsf.</i>						Est. Completion Date: March 2024		
No Funding Allocated		\$0	\$0	\$0	\$0	\$0	\$0	\$0	\$0
Total Sources of Funding		\$0	\$0	\$0	\$0	\$0	\$0	\$0	\$0
Total Estimated Costs		\$20,000,000							
Total Unfunded		\$20,000,000					Funding Status:	Unfunded	
							<i>Actuals:</i>	\$0	
Total Est. Annual Operating Impact		Minimal					<i>Encumbrances:</i>	\$0	
40-P-20-0528	Fire Station 6 - Restroom Remodel							District:	1
40-B17373								Status:	Active
								Phase:	Planning
	<i>Remodeling, renovating, and upgrading of Fire Station 6 located at 701 NW 36 Street</i>						Est. Completion Date: December 2023		
Sanitary Sewer Non-Bond		\$155,583	\$155,583	\$0	\$0	\$0	\$0	\$0	\$0
Total Sources of Funding		\$155,583	\$155,583	\$0	\$0	\$0	\$0	\$0	\$0
Total Estimated Costs		\$155,583							
Total Unfunded		\$0					Funding Status:	Partial	
							<i>Actuals:</i>	\$142,142	
Total Est. Annual Operating Impact		Minimal					<i>Encumbrances:</i>	\$13,441	
40-P-20-0540	Fire Station 6 - Roof Replacement							District:	Citywide
40-B203207								Status:	Active
								Phase:	Planning
	<i>Replacement of existing roof at Fire Station 6 located at 701 NW 36 Street</i>						Est. Completion Date: December 2023		

Sources and Estimated Costs by Department

Fire-Rescue

Project No.	Project Title	Totals	Prior Years	Current 2023-24	Future Estimates				
					2024-25	2025-26	2026-27	2027-28	2028-29
Contribution from General Fund 3		\$282,552	\$282,552	\$0	\$0	\$0	\$0	\$0	\$0
Total Sources of Funding		\$282,552	\$282,552	\$0	\$0	\$0	\$0	\$0	\$0
Total Estimated Costs		\$492,000							
Total Unfunded		\$209,448					Funding Status:	Partial	
							<i>Actuals:</i>	\$282,552	
Total Est. Annual Operating Impact		Minimal					<i>Encumbrances:</i>	\$0	
40-P-20-0530	Fire Station 8 - Restroom Remodel								
40-B17375									
<i>Remodeling, renovating, and upgrading of Fire Station 8 located at 2975 Oak Avenue</i>							District: 2		
							Status: Active		
							Phase: Planning		
							Est. Completion Date: December 2023		
Sanitary Sewer Non-Bond		\$31,475	\$31,475	\$0	\$0	\$0	\$0	\$0	\$0
Total Sources of Funding		\$31,475	\$31,475	\$0	\$0	\$0	\$0	\$0	\$0
Total Estimated Costs		\$150,583							
Total Unfunded		\$119,108					Funding Status:	Partial	
							<i>Actuals:</i>	\$18,034	
Total Est. Annual Operating Impact		Minimal					<i>Encumbrances:</i>	\$13,441	
40-P-20-0618	Fire Station 8 - Roof and Structural Repairs								
40-B203220									
<i>Roof replacement and repair of apparatus floor slab</i>							District: 2		
							Status: Active		
							Phase: Construction		
							Est. Completion Date: December 2023		
Contribution from General Fund 3		\$503,081	\$503,081	\$0	\$0	\$0	\$0	\$0	\$0
Total Sources of Funding		\$503,081	\$503,081	\$0	\$0	\$0	\$0	\$0	\$0
Total Estimated Costs		\$704,000							
Total Unfunded		\$200,919					Funding Status:	Partial	
							<i>Actuals:</i>	\$239,095	
Total Est. Annual Operating Impact		\$0					<i>Encumbrances:</i>	\$202,220	
40-P-20-0543	Fire Station 8 - Water Intrusion Roof Assessment								
40-B203210									
<i>Perform an assessment to develop scope and cost estimate to address roof water intrusion at Fire Station 8 located at 2975 Oak Avenue</i>							District: 2		
							Status: Active		
							Phase: Planning		
							Est. Completion Date: December 2023		

Sources and Estimated Costs by Department

Fire-Rescue

Project No.	Project Title	Totals	Prior Years	Current 2023-24	Future Estimates				
					2024-25	2025-26	2026-27	2027-28	2028-29
Contribution from General Fund 3		\$40,000	\$40,000	\$0	\$0	\$0	\$0	\$0	\$0
Total Sources of Funding		\$40,000	\$40,000	\$0	\$0	\$0	\$0	\$0	\$0
Total Estimated Costs		\$40,000							
Total Unfunded		\$0					Funding Status:	Fully Funded	
							Actuals:	\$9,493	
Total Est. Annual Operating Impact		Minimal					Encumbrances:	\$899	
40-P-21-0003	Fire Station 9 - Hardening						District:	Citywide	
40-B213209							Status:	Active	
Retrofit building exterior and key access areas; hardening rooftop HVAC units; electrical upgrades.							Phase:	Planning	
							Est. Completion Date:	December 2023	
CDBG Mitigation Program -FS9		\$1,307,000	\$1,307,000	\$0	\$0	\$0	\$0	\$0	\$0
Contribution from General Fund 3		\$15,000	\$15,000	\$0	\$0	\$0	\$0	\$0	\$0
Total Sources of Funding		\$1,322,000	\$1,322,000	\$0	\$0	\$0	\$0	\$0	\$0
Total Estimated Costs		\$1,437,700							
Total Unfunded		\$115,700					Funding Status:	Partial	
							Actuals:	\$3,226	
Total Est. Annual Operating Impact		Minimal					Encumbrances:	\$0	
40-P-20-0535	Fire Station No. 1						District:	Citywide	
40-B183207							Status:	Active	
To procure and re-develop the new Fire Station 1							Phase:	Planning	
							Est. Completion Date:	December 2023	
Public Benefit Contribution - FDG Rail Holdings 25		\$500,000	\$500,000	\$0	\$0	\$0	\$0	\$0	\$0
Total Sources of Funding		\$500,000	\$500,000	\$0	\$0	\$0	\$0	\$0	\$0
Total Estimated Costs		\$500,000							
Total Unfunded		\$0					Funding Status:	Fully Funded	
							Actuals:	\$0	
Total Est. Annual Operating Impact		Minimal					Encumbrances:	\$0	

Sources and Estimated Costs by Department

Fire-Rescue

		Future Estimates							
Project No.	Project Title	Totals	Prior Years	Current 2023-24	2024-25	2025-26	2026-27	2027-28	2028-29
40-P-22-0036	Fire Station no. 4 Roof Replacement, Resealing and Repainting						District: 2		
							Status: Proposed		
	Roof Replacement, Resealing and Repainting						Phase: Planning		
							Est. Completion Date: December 2023		
No Funding Allocated		\$0	\$0	\$0	\$0	\$0	\$0	\$0	\$0
Total Sources of Funding		\$0	\$0	\$0	\$0	\$0	\$0	\$0	\$0
Total Estimated Costs		\$385,000							
Total Unfunded		\$385,000					Funding Status: Unfunded		
							Actuals: \$0		
Total Est. Annual Operating Impact		Minimal					Encumbrances: \$0		
40-P-23-0006	Fire Station No. 8 - Floor Repairs						District: 2		
40-B233207							Status: Proposed		
	Fire Station No. 8 - Floor Repairs						Phase: Planning		
							Est. Completion Date: February 2026		
Contribution from General Fund 3		\$200,000	\$200,000	\$0	\$0	\$0	\$0	\$0	\$0
Total Sources of Funding		\$200,000	\$200,000	\$0	\$0	\$0	\$0	\$0	\$0
Total Estimated Costs		\$200,000							
Total Unfunded		\$0					Funding Status: Fully Funded		
							Actuals: \$0		
Total Est. Annual Operating Impact		Minimal					Encumbrances: \$0		
40-P-20-0631	Fire Training Center - Replacement - Study only						District: Citywide		
							Status: Future Consideration		
	Perform a study to develop preliminary space needs and cost estimate for the replacement of Fire Training Center.						Phase: Planning		
							Est. Completion Date: December 2023		
No Funding Allocated		\$0	\$0	\$0	\$0	\$0	\$0	\$0	\$0
Total Sources of Funding		\$0	\$0	\$0	\$0	\$0	\$0	\$0	\$0
Total Estimated Costs		\$150,000							
Total Unfunded		\$150,000					Funding Status: Unfunded		
							Actuals: \$0		
Total Est. Annual Operating Impact		\$0					Encumbrances: \$0		

Sources and Estimated Costs by Department

Fire-Rescue

Project No.	Project Title	Totals	Prior Years	Current 2023-24	Future Estimates				
					2024-25	2025-26	2026-27	2027-28	2028-29
40-P-20-0705	Fire Training Center Replacement						District: Citywide		
							Status: Future Consideration		
	Demolish and rebuild a Fire Training Center						Phase: Planning		
							Est. Completion Date: September 2027		
No Funding Allocated		\$0	\$0	\$0	\$0	\$0	\$0	\$0	\$0
Total Sources of Funding		\$0	\$0	\$0	\$0	\$0	\$0	\$0	\$0
Total Estimated Costs		\$30,000,000							
Total Unfunded		\$30,000,000					Funding Status: Unfunded		
							Actuals:	\$0	
Total Est. Annual Operating Impact		\$0					Encumbrances:	\$0	
40-P-20-0715	Fire Training Center Roof Replacement and Interior Repairs - Damage # 2233						District: Citywide		
40-B2063175							Status: Active		
	Roof replacement, interior repairs and windows waterproofing.						Phase: Administrative Close-Out		
							Est. Completion Date: December 2023		
Contribution from General Fund 3		\$14,479	\$14,479	\$0	\$0	\$0	\$0	\$0	\$0
FEMA - Hurricane Irma		\$536,422	\$536,422	\$0	\$0	\$0	\$0	\$0	\$0
Total Sources of Funding		\$550,901	\$550,901	\$0	\$0	\$0	\$0	\$0	\$0
Total Estimated Costs		\$550,901							
Total Unfunded		\$0					Funding Status: Fully Funded		
							Actuals:	\$468,352	
Total Est. Annual Operating Impact		Minimal					Encumbrances:	\$0	
50-P-21-0015	Fire-Rescue Bunker Gear						District: Citywide		
40-B223209							Status: Adopted		
	Fire-Rescue Bunker Gear						Phase: Non-Infrastructure		
							Est. Completion Date: December 2023		

Sources and Estimated Costs by Department

Fire-Rescue

Project No.	Project Title	Totals	Prior Years	Current 2023-24	Future Estimates				
					2024-25	2025-26	2026-27	2027-28	2028-29
Contribution from General Fund 3		\$1,700,000	\$1,700,000	\$0	\$0	\$0	\$0	\$0	\$0
Total Sources of Funding		\$1,700,000	\$1,700,000	\$0	\$0	\$0	\$0	\$0	\$0
Total Estimated Costs		\$1,700,000							
Total Unfunded		\$0					Funding Status:	Fully Funded	
							Actuals:	\$1,589,121	
Total Est. Annual Operating Impact		Minimal					Encumbrances:	\$110,879	
50-P-21-0013	Fire-Rescue Cardiac Monitors - Grant Match					District: Citywide			
40-B223201						Status: Adopted			
Purchase of new Cardiac Monitors for Fire-Rescue					Phase: Non-Infrastructure				
					Est. Completion Date: December 2023				
Impact Fees - Fire		\$200,000	\$200,000	\$0	\$0	\$0	\$0	\$0	\$0
Total Sources of Funding		\$200,000	\$200,000	\$0	\$0	\$0	\$0	\$0	\$0
Total Estimated Costs		\$200,000							
Total Unfunded		\$0					Funding Status:	Fully Funded	
							Actuals:	\$0	
Total Est. Annual Operating Impact		\$0					Encumbrances:	\$0	
40-P-20-0519	Fire-Rescue Marine Vessel					District: Citywide			
40-B173216B						Status: Active			
Acquistion of new Fire-Rescue Marine Vessel					Phase: Planning				
					Est. Completion Date: December 2023				
Florida Inland Navigation District		\$29,019	\$29,019	\$0	\$0	\$0	\$0	\$0	\$0
Impact Fees - Fire		\$31,000	\$31,000	\$0	\$0	\$0	\$0	\$0	\$0
Total Sources of Funding		\$60,019	\$60,019	\$0	\$0	\$0	\$0	\$0	\$0
Total Estimated Costs		\$60,019							
Total Unfunded		\$0					Funding Status:	Fully Funded	
							Actuals:	\$60,019	
Total Est. Annual Operating Impact		Minimal					Encumbrances:	\$0	

Sources and Estimated Costs by Department

Fire-Rescue

Project No.	Project Title	Totals	Prior Years	Current 2023-24	Future Estimates				
					2024-25	2025-26	2026-27	2027-28	2028-29
40-P-20-0521	Fire-Rescue Old Headquarters - Restroom Remodel								
40-B17370									
Restroom remodel located at Fire Rescue Old Headquarters							District: 3		
							Status: Active		
							Phase: Planning		
							Est. Completion Date: December 2023		
Sanitary Sewer Non-Bond		\$100	\$100	\$0	\$0	\$0	\$0	\$0	\$0
Total Sources of Funding		\$100	\$100	\$0	\$0	\$0	\$0	\$0	\$0
Total Estimated Costs		\$85,000							
Total Unfunded		\$84,900					Funding Status:	Partial	
							Actuals:	\$100	
Total Est. Annual Operating Impact		Minimal					Encumbrances:	\$0	
40-P-20-0575	Fire-Rescue Station AC Replacement								
40-B203216									
Replacement of AC at 7 stations throughout the City							District: Citywide		
							Status: Active		
							Phase: Administrative Close-Out		
							Est. Completion Date: December 2023		
Contribution from General Fund 3		\$213,000	\$213,000	\$0	\$0	\$0	\$0	\$0	\$0
Total Sources of Funding		\$213,000	\$213,000	\$0	\$0	\$0	\$0	\$0	\$0
Total Estimated Costs		\$213,000							
Total Unfunded		\$0					Funding Status:	Fully Funded	
							Actuals:	\$213,000	
Total Est. Annual Operating Impact		Minimal					Encumbrances:	\$0	
40-P-20-0651	Floor Replacement at 4 Fire Stations # 5, 6, 12 and 14								
Replace aged interior flooring							District: Citywide		
							Status: Future Consideration		
							Phase: Planning		
							Est. Completion Date: September 2025		
No Funding Allocated		\$0	\$0	\$0	\$0	\$0	\$0	\$0	\$0
Total Sources of Funding		\$0	\$0	\$0	\$0	\$0	\$0	\$0	\$0
Total Estimated Costs		\$77,470							
Total Unfunded		\$77,470					Funding Status:	Unfunded	
							Actuals:	\$0	
Total Est. Annual Operating Impact		\$0					Encumbrances:	\$0	

Sources and Estimated Costs by Department

Fire-Rescue

Project No.	Project Title	Totals	Prior Years	Current 2023-24	Future Estimates				
					2024-25	2025-26	2026-27	2027-28	2028-29
40-P-20-0547 40-B70106A	General Firefighting and EMS Equipment								
<i>Purchase of firefighting and EMS related equipment and gear</i>							District: Citywide		
							Status: Active		
							Phase: Planning		
							Est. Completion Date: December 2023		
Contribution from General Fund 3		\$2,412,330	\$2,412,330	\$0	\$0	\$0	\$0	\$0	\$0
Fire Assessment Fee 1		\$98,656	\$98,656	\$0	\$0	\$0	\$0	\$0	\$0
Fire Assessment Fee 2		\$230,890	\$230,890	\$0	\$0	\$0	\$0	\$0	\$0
Impact Fees - Fire		\$4,986,909	\$3,073,909	\$1,913,000	\$0	\$0	\$0	\$0	\$0
Total Sources of Funding		\$7,728,785	\$5,815,785	\$1,913,000	\$0	\$0	\$0	\$0	\$0
Total Estimated Costs		\$7,728,785							
Total Unfunded		\$0					Funding Status: Fully Funded		
							Actuals: \$5,262,814		
							Encumbrances: \$369,314		
Total Est. Annual Operating Impact		Minimal							
40-P-20-0545 40-B30505C	Hazard Mitigation Projects								
<i>Hazard Mitigation Projects as a result of natural disasters as needed throughout the City</i>							District: Citywide		
							Status: Active		
							Phase: Planning		
							Est. Completion Date: December 2023		
Contribution from General Fund 3		\$100,000	\$100,000	\$0	\$0	\$0	\$0	\$0	\$0
Total Sources of Funding		\$100,000	\$100,000	\$0	\$0	\$0	\$0	\$0	\$0
Total Estimated Costs		\$500,000							
Total Unfunded		\$400,000					Funding Status: Partial		
							Actuals: \$70,000		
							Encumbrances: \$0		
Total Est. Annual Operating Impact		Minimal							
40-P-20-0537 40-B193208	Health and Wellness Center - Fire Rescue								
<i>Health and Wellness Center - Fire Rescue</i>							District: Citywide		
							Status: Active		
							Phase: Planning		
							Est. Completion Date: December 2023		

Sources and Estimated Costs by Department

Fire-Rescue

Project No.	Project Title	Totals	Prior Years	Current 2023-24	Future Estimates				
					2024-25	2025-26	2026-27	2027-28	2028-29
Impact Fees - Fire		\$678,524	\$678,524	\$0	\$0	\$0	\$0	\$0	\$0
Impact Fees 1		\$1,588	\$1,588	\$0	\$0	\$0	\$0	\$0	\$0
Total Sources of Funding		\$680,113	\$680,113	\$0	\$0	\$0	\$0	\$0	\$0
Total Estimated Costs		\$680,113							
Total Unfunded		\$0							
Total Est. Annual Operating Impact		Minimal							
					Funding Status: Fully Funded Actuals: \$645,013 Encumbrances: \$24,741				
40-P-20-0539	Key Card System at Fire Stations								
40-B203206									
Implementation of a key card access system at fire stations citywide					District: Citywide Status: Active Phase: Planning Est. Completion Date: December 2023				
Impact Fees - Fire		\$935,000	\$935,000	\$0	\$0	\$0	\$0	\$0	\$0
Total Sources of Funding		\$935,000	\$935,000	\$0	\$0	\$0	\$0	\$0	\$0
Total Estimated Costs		\$935,000							
Total Unfunded		\$0							
Total Est. Annual Operating Impact		Minimal							
					Funding Status: Fully Funded Actuals: \$482,797 Encumbrances: \$89,694				
40-P-20-0551	Light Fleet Replacement								
40-B72808									
Replacement of light fleet on a yearly basis, based on an 8 year replacement rotation					District: Citywide Status: Active Phase: Administrative Close-Out Est. Completion Date: December 2023				
Contribution from General Fund 3		\$121,000	\$121,000	\$0	\$0	\$0	\$0	\$0	\$0
Fire Assessment Fee 1		\$292,791	\$292,791	\$0	\$0	\$0	\$0	\$0	\$0
Fire Assessment Fee 2		\$615,931	\$615,931	\$0	\$0	\$0	\$0	\$0	\$0
Total Sources of Funding		\$1,029,722	\$1,029,722	\$0	\$0	\$0	\$0	\$0	\$0
Total Estimated Costs		\$1,029,722							
Total Unfunded		\$0							
Total Est. Annual Operating Impact		Minimal							
					Funding Status: Partial Actuals: \$1,029,722 Encumbrances: \$0				

Sources and Estimated Costs by Department

Fire-Rescue

					Future Estimates				
Project No.	Project Title	Totals	Prior Years	Current 2023-24	2024-25	2025-26	2026-27	2027-28	2028-29
40-P-20-0552	New Fire Rescue Apparatus - North and South								
40-B72810A									
New Fire Rescue Apparatus							District: Citywide		
							Status: Active		
							Phase: Planning		
							Est. Completion Date: December 2023		
Impact Fees - Fire		\$2,559,700	\$2,559,700	\$0	\$0	\$0	\$0	\$0	\$0
Impact Fees 2		\$5,232,207	\$5,232,207	\$0	\$0	\$0	\$0	\$0	\$0
Total Sources of Funding		\$7,791,907	\$7,791,907	\$0	\$0	\$0	\$0	\$0	\$0
Total Estimated Costs		\$7,791,907							
Total Unfunded		\$0					Funding Status: Fully Funded		
							Actuals: \$7,386,906		
Total Est. Annual Operating Impact		Minimal					Encumbrances: \$394,560		
40-P-20-0695	New Fire Station Facility								
							District: Citywide		
							Status: Future Consideration		
New Fire Station Facility							Phase: Planning		
							Est. Completion Date: September 2025		
No Funding Allocated		\$0	\$0	\$0	\$0	\$0	\$0	\$0	\$0
Total Sources of Funding		\$0	\$0	\$0	\$0	\$0	\$0	\$0	\$0
Total Estimated Costs		\$100,000,000							
Total Unfunded		\$100,000,000					Funding Status: Unfunded		
							Actuals: \$0		
Total Est. Annual Operating Impact		\$0					Encumbrances: \$0		
40-P-20-0650	Parking Lot Resurfacing for 8 Fire Stations #2, 4, 6, 7, 8, 9, 10 and 11								
							District: Citywide		
							Status: Future Consideration		
Resurface existing parking areas.							Phase: Planning		
							Est. Completion Date: September 2025		

Sources and Estimated Costs by Department

Fire-Rescue

Project No.	Project Title	Totals	Prior Years	Current 2023-24	Future Estimates				
					2024-25	2025-26	2026-27	2027-28	2028-29
No Funding Allocated		\$0	\$0	\$0	\$0	\$0	\$0	\$0	\$0
Total Sources of Funding		\$0	\$0	\$0	\$0	\$0	\$0	\$0	\$0
Total Estimated Costs		\$1,339,385							
Total Unfunded		\$1,339,385							
Total Est. Annual Operating Impact		\$0							
40-P-20-0658 Pavement/Sink Hole remediation at Fire Station #8									
<i>Perform an assessment to determine cause of floor cracking and potholes in apparatus area. Assessment to include scope of work and cost estimate to address floor cracking.</i>									
No Funding Allocated		\$0	\$0	\$0	\$0	\$0	\$0	\$0	\$0
Total Sources of Funding		\$0	\$0	\$0	\$0	\$0	\$0	\$0	\$0
Total Estimated Costs		\$30,000							
Total Unfunded		\$30,000							
Total Est. Annual Operating Impact		\$0							
40-P-20-0546 Refurbishing of Existing Apparatus									
40-B70105									
<i>Refurbishing of Existing Apparatus</i>									
Contribution from General Fund 3		\$645,122	\$645,122	\$0	\$0	\$0	\$0	\$0	\$0
Fire Assessment Fee 2		\$333,207	\$333,207	\$0	\$0	\$0	\$0	\$0	\$0
Total Sources of Funding		\$978,328	\$978,328	\$0	\$0	\$0	\$0	\$0	\$0
Total Estimated Costs		\$978,328							
Total Unfunded		\$0							
Total Est. Annual Operating Impact		Minimal							

Sources and Estimated Costs by Department

Fire-Rescue

Project No.	Project Title	Totals	Prior Years	Current 2023-24	Future Estimates				
					2024-25	2025-26	2026-27	2027-28	2028-29
40-P-20-0632	Replacement of Emergency Generator for Communications Tower - Fire Admin. Building								
<i>Replace / upgrade of emergency generator.</i>							District: Citywide Status: Future Consideration Phase: Planning Est. Completion Date: December 2023		
No Funding Allocated		\$0	\$0	\$0	\$0	\$0	\$0	\$0	\$0
Total Sources of Funding		\$0	\$0	\$0	\$0	\$0	\$0	\$0	\$0
Total Estimated Costs		\$123,160							
Total Unfunded		\$123,160					Funding Status:	Unfunded	
							<i>Actuals:</i>	\$0	
Total Est. Annual Operating Impact		\$0					<i>Encumbrances:</i>	\$0	
40-P-20-0633	Special Operations Command Center and Warehouse - Study								
<i>New Facility. Approximately 26,000 SqFt office/classroom space and 20,000 SqFt Warehouse space</i>							District: Citywide Status: Future Consideration Phase: Planning Est. Completion Date: December 2023		
No Funding Allocated		\$0	\$0	\$0	\$0	\$0	\$0	\$0	\$0
Total Sources of Funding		\$0	\$0	\$0	\$0	\$0	\$0	\$0	\$0
Total Estimated Costs		\$100,000							
Total Unfunded		\$100,000					Funding Status:	Unfunded	
							<i>Actuals:</i>	\$0	
Total Est. Annual Operating Impact		\$0					<i>Encumbrances:</i>	\$0	
Totals for Fire-Rescue									
Total Sources of Funding		\$59,847,984	\$57,934,984	\$1,913,000	\$0	\$0	\$0	\$0	\$0
Total Estimated Costs		\$262,198,406							
Total Unfunded		\$202,350,422							
Total Est. Annual Operating Impact		Minimal							

Sources and Estimated Costs by Department

General Service Administration

Project No.	Project Title	Totals	Prior Years	Current 2023-24	Future Estimates				
					2024-25	2025-26	2026-27	2027-28	2028-29
40-P-00-0016 40-B30551A	20 Street Maintenance Yard Operations Facilities								
							District: Citywide		
							Status: Active		
							Phase: Planning		
Master planning, design and construction for City administration buildings for the Public Works, Parks and Recreation, and Fire Departments and a new parking garage							Est. Completion Date: March 2024		
Contribution from General Fund 3		\$82,806	\$82,806	\$0	\$0	\$0	\$0	\$0	\$0
Contribution from Special Revenue Fund		\$2,753	\$2,753	\$0	\$0	\$0	\$0	\$0	\$0
Impact Fees - General Government		\$9,750	\$9,750	\$0	\$0	\$0	\$0	\$0	\$0
Impact Fees 2		\$186,274	\$186,274	\$0	\$0	\$0	\$0	\$0	\$0
Local Option Gas Tax 1		\$60,963	\$60,963	\$0	\$0	\$0	\$0	\$0	\$0
Total Sources of Funding		\$342,546	\$342,546	\$0	\$0	\$0	\$0	\$0	\$0
Total Estimated Costs		\$27,536,505							
Total Unfunded		\$27,193,959					Funding Status: Partial		
							Actuals: \$339,715		
Total Est. Annual Operating Impact		\$249,000					Encumbrances: \$2,831		
40-P-22-0004 40-B223124	Assessment of the MRC Garage								
							District: 5		
							Status: Active		
							Phase: Pre-Construction		
Perform a structural visual assessment of the whole parking structure, indicate the locations where structural issues are present, provide repair details and perform structural inspections of repair work.							Est. Completion Date: December 2023		
Contribution from General Fund 3		\$684,000	\$684,000	\$0	\$0	\$0	\$0	\$0	\$0
Total Sources of Funding		\$684,000	\$684,000	\$0	\$0	\$0	\$0	\$0	\$0
Total Estimated Costs		\$688,325							
Total Unfunded		\$4,325					Funding Status: Partial		
							Actuals: \$99,084		
Total Est. Annual Operating Impact		Minimal					Encumbrances: \$512,916		
40-P-23-0005 40-B233102	City Hall 2nd Floor Terrace Repairs								
							District: 2		
							Status: Active		
							Phase: Planning		
Replacement of existing tile on terrace and exterior repairs							Est. Completion Date: February 2026		

Sources and Estimated Costs by Department

General Service Administration

Project No.	Project Title	Totals	Prior Years	Current 2023-24	Future Estimates				
					2024-25	2025-26	2026-27	2027-28	2028-29
Contribution from General Fund 3		\$693,000	\$693,000	\$0	\$0	\$0	\$0	\$0	\$0
Total Sources of Funding		\$693,000	\$693,000	\$0	\$0	\$0	\$0	\$0	\$0
Total Estimated Costs		\$693,000							
Total Unfunded		\$0							
Total Est. Annual Operating Impact		Minimal							
40-P-20-0289 City Hall and MRC Repairs 40-B203109 <i>Repair and maintenance at City Hall and Miami Riverside Center</i>					District: Citywide Status: Active Phase: Annual Capital Refurbishme Est. Completion Date: December 2023				
Contribution from General Fund 3		\$14,093	\$14,093	\$0	\$0	\$0	\$0	\$0	\$0
Total Sources of Funding		\$14,093	\$14,093	\$0	\$0	\$0	\$0	\$0	\$0
Total Estimated Costs		\$14,093							
Total Unfunded		\$0							
Total Est. Annual Operating Impact		Minimal							
40-P-20-0675 City Hall Hardening <i>The project requires flood and wind-damage proofing of City Hall. The project includes adding stormproof doors and seals on doors facing the bay and replacing the entrance store front with front impact resistant glass doors and windows.</i>					District: Status: Future Consideration Phase: Planning Est. Completion Date: December 2023				
No Funding Allocated		\$0	\$0	\$0	\$0	\$0	\$0	\$0	\$0
Total Sources of Funding		\$0	\$0	\$0	\$0	\$0	\$0	\$0	\$0
Total Estimated Costs		\$650,000							
Total Unfunded		\$650,000							
Total Est. Annual Operating Impact		\$0							
40-P-21-0043 City Hall Repairs 40-B70334 <i>Miscellaneous repairs at City Hall</i>					District: Citywide Status: Adopted Phase: Planning Est. Completion Date: December 2023				

Sources and Estimated Costs by Department

General Service Administration

Project No.	Project Title	Totals	Prior Years	Current 2023-24	Future Estimates				
					2024-25	2025-26	2026-27	2027-28	2028-29
	Contribution from General Fund 3	\$708,533	\$708,533	\$0	\$0	\$0	\$0	\$0	\$0
	Contribution from Special Revenue Fund	\$33,300	\$33,300	\$0	\$0	\$0	\$0	\$0	\$0
Total Sources of Funding		\$741,833	\$741,833	\$0	\$0	\$0	\$0	\$0	\$0
Total Estimated Costs		\$741,833							
Total Unfunded		\$0					Funding Status:	Fully Funded	
							Actuals:	\$699,387	
Total Est. Annual Operating Impact		\$0					Encumbrances:	\$9,146	
40-P-22-0013	City Manager's Office Reconfiguration						District: Citywide		
40-B223126							Status: Adopted		
City Manager's Office Reconfiguration						Phase: Planning			
						Est. Completion Date: December 2023			
	Contribution from General Fund 3	\$85,000	\$85,000	\$0	\$0	\$0	\$0	\$0	\$0
Total Sources of Funding		\$85,000	\$85,000	\$0	\$0	\$0	\$0	\$0	\$0
Total Estimated Costs		\$85,000							
Total Unfunded		\$0					Funding Status:	Fully Funded	
							Actuals:	\$9,811	
Total Est. Annual Operating Impact		\$0					Encumbrances:	\$0	
40-P-20-0293	Citywide Fleet Replacement - Building Vehicles						District: Citywide		
40-B183118							Status: Active		
Replacement of six SUV's for the Building Department						Phase: Non-Infrastructure			
						Est. Completion Date: December 2023			
	Contribution from General Fund 3	\$2,532,000	\$1,992,000	\$540,000	\$0	\$0	\$0	\$0	\$0
Total Sources of Funding		\$2,532,000	\$1,992,000	\$540,000	\$0	\$0	\$0	\$0	\$0
Total Estimated Costs		\$2,532,000							
Total Unfunded		\$0					Funding Status:	Fully Funded	
							Actuals:	\$1,802,561	
Total Est. Annual Operating Impact		Minimal					Encumbrances:	\$1,493	

Sources and Estimated Costs by Department

General Service Administration

Project No.	Project Title	Totals	Prior Years	Current 2023-24	Future Estimates				
					2024-25	2025-26	2026-27	2027-28	2028-29
40-P-23-0034	Citywide Heavy Fleet Replacement								
40-B233106									
<i>Citywide Heavy Fleet Replacement</i>							District: Citywide		
							Status: Active		
							Phase: Planning		
							Est. Completion Date: December 2024		
Contribution from General Fund 3		\$1,072,000	\$1,072,000	\$0	\$0	\$0	\$0	\$0	\$0
Total Sources of Funding		\$1,072,000	\$1,072,000	\$0	\$0	\$0	\$0	\$0	\$0
Total Estimated Costs		\$1,072,000							
Total Unfunded		\$0					Funding Status: Fully Funded		
							Actuals: \$0		
Total Est. Annual Operating Impact		Minimal					Encumbrances: \$0		
60-P-21-0009	Citywide Light and Heavy Fleet Replacement								
40-B223123									
<i>Citywide Light and Heavy Fleet Replacement</i>							District: Citywide		
							Status: Adopted		
							Phase: Non-Infrastructure		
							Est. Completion Date: December 2023		
Contribution from General Fund 3		\$1,217,378	\$1,217,378	\$0	\$0	\$0	\$0	\$0	\$0
Total Sources of Funding		\$1,217,378	\$1,217,378	\$0	\$0	\$0	\$0	\$0	\$0
Total Estimated Costs		\$1,217,378							
Total Unfunded		\$0					Funding Status: Fully Funded		
							Actuals: \$442,160		
Total Est. Annual Operating Impact		Minimal					Encumbrances: \$395,982		
40-P-20-0290	Facility Safety and Fortification Project								
40-B203110									
<i>Fortification of Facility projects</i>							District: Citywide		
							Status: Active		
							Phase: Planning		
							Est. Completion Date: December 2023		
Impact Fees 2		\$119,633	\$119,633	\$0	\$0	\$0	\$0	\$0	\$0
Total Sources of Funding		\$119,633	\$119,633	\$0	\$0	\$0	\$0	\$0	\$0
Total Estimated Costs		\$119,633							
Total Unfunded		\$0					Funding Status: Partial		
							Actuals: \$20,077		
Total Est. Annual Operating Impact		Minimal					Encumbrances: \$0		

General Service Administration

86

Sources and Estimated Costs by Department

General Service Administration

Project No.	Project Title	Totals	Prior Years	Current 2023-24	Future Estimates				
					2024-25	2025-26	2026-27	2027-28	2028-29
	Impact Fees - General Government	\$1,693,000	\$474,000	\$1,219,000	\$0	\$0	\$0	\$0	\$0
	Impact Fees 2	\$36,726	\$36,726	\$0	\$0	\$0	\$0	\$0	\$0
Total Sources of Funding		\$1,729,726	\$510,726	\$1,219,000	\$0	\$0	\$0	\$0	\$0
Total Estimated Costs		\$1,729,726							
Total Unfunded		\$0					Funding Status: Fully Funded		
							<i>Actuals:</i>	\$0	
Total Est. Annual Operating Impact		Minimal					<i>Encumbrances:</i>	\$0	
40-P-20-0755	GSA Administrative Building New Roof and 40 Year Re-certification						District: Citywide		
							Status: Future Consideration		
							Phase: Planning		
	<i>Roof needs to be replaced at GSA Dept. Administration Building; Facility needs to be recertified.</i>						Est. Completion Date: December 2023		
No Funding Allocated		\$0	\$0	\$0	\$0	\$0	\$0	\$0	\$0
Total Sources of Funding		\$0	\$0	\$0	\$0	\$0	\$0	\$0	\$0
Total Estimated Costs		\$1,599,003							
Total Unfunded		\$1,599,003					Funding Status: Unfunded		
							<i>Actuals:</i>	\$0	
Total Est. Annual Operating Impact		Minimal					<i>Encumbrances:</i>	\$0	
40-P-20-0288	GSA Cartegraph Work Order Software						District: Citywide		
40-B183107							Status: Active		
							Phase: Monitoring		
	<i>New Cartegraph Work Order Database Software System</i>						Est. Completion Date: December 2023		
Contribution from General Fund 3		\$169,154	\$169,154	\$0	\$0	\$0	\$0	\$0	\$0
Total Sources of Funding		\$169,154	\$169,154	\$0	\$0	\$0	\$0	\$0	\$0
Total Estimated Costs		\$175,000							
Total Unfunded		\$5,846					Funding Status: Partial		
							<i>Actuals:</i>	\$169,154	
Total Est. Annual Operating Impact		\$12,000					<i>Encumbrances:</i>	\$0	

General Service Administration

88

Sources and Estimated Costs by Department

General Service Administration

Project No.	Project Title	Totals	Prior Years	Current 2023-24	Future Estimates				
					2024-25	2025-26	2026-27	2027-28	2028-29
Contribution from General Fund 3		\$202,070	\$202,070	\$0	\$0	\$0	\$0	\$0	\$0
Total Sources of Funding		\$202,070	\$202,070	\$0	\$0	\$0	\$0	\$0	\$0
Total Estimated Costs		\$202,070							
Total Unfunded		\$0							
Total Est. Annual Operating Impact		Minimal							
40-P-20-0283 GSA Restoration of City Hall Vacant Offices 40-B183106 <i>Restore and remodel vacant City Officials' offices in City Hall</i>					District: Citywide Status: Active Phase: Construction Est. Completion Date: December 2023				
Contribution from General Fund 3		\$280,000	\$280,000	\$0	\$0	\$0	\$0	\$0	\$0
Total Sources of Funding		\$280,000	\$280,000	\$0	\$0	\$0	\$0	\$0	\$0
Total Estimated Costs		\$280,000							
Total Unfunded		\$0							
Total Est. Annual Operating Impact		Minimal							
40-P-20-0282 GSA Restroom Remodel 40-B173725 <i>Remodel, repair, and maintain of all GSA restroom facilities</i>					District: Citywide Status: Active Phase: Construction Est. Completion Date: December 2023				
Sanitary Sewer Non-Bond		\$425,000	\$425,000	\$0	\$0	\$0	\$0	\$0	\$0
Total Sources of Funding		\$425,000	\$425,000	\$0	\$0	\$0	\$0	\$0	\$0
Total Estimated Costs		\$425,000							
Total Unfunded		\$0							
Total Est. Annual Operating Impact		Minimal							
40-P-00-0128 GSA Truck Wash Pit 40-B74205C <i>Design and construction of a wash truck pit to comply with DERM request to fulfill the truck wash and waste water environmental control</i>					District: 1 Status: Active Phase: Administrative Close-Out Est. Completion Date: December 2023				

Sources and Estimated Costs by Department

General Service Administration

Project No.	Project Title	Totals	Prior Years	Current 2023-24	Future Estimates				
					2024-25	2025-26	2026-27	2027-28	2028-29
Contribution from General Fund 3		\$553	\$553	\$0	\$0	\$0	\$0	\$0	\$0
Impact Fees 2		\$834,926	\$834,926	\$0	\$0	\$0	\$0	\$0	\$0
Total Sources of Funding		\$835,479	\$835,479	\$0	\$0	\$0	\$0	\$0	\$0
Total Estimated Costs		\$835,479							
Total Unfunded		\$0					Funding Status: Fully Funded		
							<i>Actuals:</i> \$835,479		
Total Est. Annual Operating Impact		\$100,000					<i>Encumbrances:</i> \$0		
40-P-20-0292	Heavy Fleet Vehicle Lease Program							District: Citywide	
40-B74209A								Status: Active	
<i>Lease of heavy fleet vehicles</i>								Phase: Administrative Close-Out	
								Est. Completion Date: December 2023	
Santander Bank Vehicle Lease		\$6,614,000	\$6,614,000	\$0	\$0	\$0	\$0	\$0	\$0
Total Sources of Funding		\$6,614,000	\$6,614,000	\$0	\$0	\$0	\$0	\$0	\$0
Total Estimated Costs		\$6,614,000							
Total Unfunded		\$0					Funding Status: Fully Funded		
							<i>Actuals:</i> \$6,540,913		
Total Est. Annual Operating Impact		Minimal					<i>Encumbrances:</i> \$0		
50-P-22-0010	Key Storage System							District: Citywide	
40-B233100								Status: Adopted	
<i>System is used to store additional keys for the additional 270 vehicles added to fleet</i>								Phase: Planning	
								Est. Completion Date: June 2026	
Impact Fees - General Government		\$100,000	\$100,000	\$0	\$0	\$0	\$0	\$0	\$0
Total Sources of Funding		\$100,000	\$100,000	\$0	\$0	\$0	\$0	\$0	\$0
Total Estimated Costs		\$100,000							
Total Unfunded		\$0					Funding Status: Fully Funded		
							<i>Actuals:</i> \$0		
Total Est. Annual Operating Impact		Minimal					<i>Encumbrances:</i> \$0		

Sources and Estimated Costs by Department

General Service Administration

Project No.	Project Title	Totals	Prior Years	Current 2023-24	Future Estimates				
					2024-25	2025-26	2026-27	2027-28	2028-29
40-P-20-0284 40-B183114	MHZ P25 Trunked Network System								
<i>Purchase of an 800 MHz P25 digital trunked simulcast network system for the Police, Fire, and General Services Administration Departments</i>							District: 2		
							Status: Active		
							Phase: Monitoring		
							Est. Completion Date: December 2023		
Contribution from General Fund 3		\$70,000	\$70,000	\$0	\$0	\$0	\$0	\$0	\$0
Signature Public Funding Corporation		\$12,063,000	\$12,063,000	\$0	\$0	\$0	\$0	\$0	\$0
Total Sources of Funding		\$12,133,000	\$12,133,000	\$0	\$0	\$0	\$0	\$0	\$0
Total Estimated Costs		\$12,133,000							
Total Unfunded		\$0					Funding Status: Fully Funded		
							Actuals: \$10,860,810		
Total Est. Annual Operating Impact		\$72,000					Encumbrances: \$0		
40-P-23-0045 40-B233103	Miami Comprehensive Plan (Evaluation Appraisal Report(EAR))								
<i>Miami Comprehensive Plan (Evaluation Appraisal Report(EAR))</i>							District: Citywide		
							Status: Active		
							Phase: Planning		
							Est. Completion Date: December 2024		
Contribution from General Fund 3		\$250,000	\$250,000	\$0	\$0	\$0	\$0	\$0	\$0
Total Sources of Funding		\$250,000	\$250,000	\$0	\$0	\$0	\$0	\$0	\$0
Total Estimated Costs		\$250,000							
Total Unfunded		\$0					Funding Status: Fully Funded		
							Actuals: \$0		
Total Est. Annual Operating Impact		Minimal					Encumbrances: \$242,150		
40-P-21-0017 40-B223106	MRC Riverside Walk Lighting								
<i>This request is for the replacement/refurbishment of all MRC exterior bollard lighting. Proper lighting is paramount to the safety and security of the premises.</i>							District: Citywide		
							Status: Active		
							Phase: Planning		
							Est. Completion Date: December 2023		

Sources and Estimated Costs by Department

General Service Administration

Project No.	Project Title	Totals	Prior Years	Current 2023-24	Future Estimates				
					2024-25	2025-26	2026-27	2027-28	2028-29
Contribution from General Fund 3		\$30,000	\$30,000	\$0	\$0	\$0	\$0	\$0	\$0
Total Sources of Funding		\$30,000	\$30,000	\$0	\$0	\$0	\$0	\$0	\$0
Total Estimated Costs		\$30,000							
Total Unfunded		\$0							
Total Est. Annual Operating Impact		Minimal							
40-P-20-0560 MRC Roof Patch 40-B203117 <i>Roof patch and repairs to Miami Riverside Center</i>					District: 2 Status: Adopted Phase: Planning Est. Completion Date: December 2023				
Contribution from General Fund 3		\$250,000	\$250,000	\$0	\$0	\$0	\$0	\$0	\$0
Total Sources of Funding		\$250,000	\$250,000	\$0	\$0	\$0	\$0	\$0	\$0
Total Estimated Costs		\$250,000							
Total Unfunded		\$0							
Total Est. Annual Operating Impact		Minimal							
40-P-18-0170 Office of Transportation Management Reconfiguration 40-B183103 <i>Relocation and configuration of the new Office of Transportation Management</i>					District: Citywide Status: Active Phase: Administrative Close-Out Est. Completion Date: December 2023				
Contribution from General Fund 3		\$6,594	\$6,594	\$0	\$0	\$0	\$0	\$0	\$0
Total Sources of Funding		\$6,594	\$6,594	\$0	\$0	\$0	\$0	\$0	\$0
Total Estimated Costs		\$25,000							
Total Unfunded		\$18,406							
Total Est. Annual Operating Impact		Minimal							
40-P-23-0026 Reroofing of Building B-3 Communications/GSA and Repairs for Buildings 1,2,3 and 4-Building at Fire Station 3 40-B233105 <i>Reroofing of Building B-3 Communications/GSA and Repairs for Buildings 1,2,3 and 4-Building at Fire Station 3</i>					District: Citywide Status: Active Phase: Planning Est. Completion Date: December 2024				

Sources and Estimated Costs by Department

General Service Administration

Project No.	Project Title	Totals	Prior Years	Current 2023-24	Future Estimates				
					2024-25	2025-26	2026-27	2027-28	2028-29
Contribution from General Fund 3		\$2,300,000	\$2,300,000	\$0	\$0	\$0	\$0	\$0	\$0
Total Sources of Funding		\$2,300,000	\$2,300,000	\$0	\$0	\$0	\$0	\$0	\$0
Total Estimated Costs		\$2,300,000							
Total Unfunded		\$0							
Total Est. Annual Operating Impact		Minimal							

Funding Status: Fully Funded

Actuals: \$0

Encumbrances: \$0

40-P-20-0720 Solid Waste Heavy Machinery Acquisition

40-B183900

Acquisition of heavy machinery vehicles

District: Citywide

Status: Active

Phase: Planning

Est. Completion Date: December 2023

Contribution from General Fund 3	\$3,980,894	\$3,980,894	\$0	\$0	\$0	\$0	\$0	\$0
Impact Fees - General Government	\$3,774,000	\$3,774,000	\$0	\$0	\$0	\$0	\$0	\$0
Total Sources of Funding	\$7,754,894	\$7,754,894	\$0	\$0	\$0	\$0	\$0	\$0
Total Estimated Costs	\$7,754,894							
Total Unfunded	\$0							
Total Est. Annual Operating Impact	\$0							

Funding Status: Fully Funded

Actuals: \$6,942,259

Encumbrances: \$390,551

Totals for General Service Administration

Total Sources of Funding	\$46,751,036	\$44,992,036	\$1,759,000	\$0	\$0	\$0	\$0	\$0
Total Estimated Costs	\$84,740,535							
Total Unfunded	\$37,989,499							
Total Est. Annual Operating Impact	\$433,000							

Sources and Estimated Costs by Department

Housing and Community Development

Project No.	Project Title	Totals	Prior Years	Current 2023-24	Future Estimates				
					2024-25	2025-26	2026-27	2027-28	2028-29
40-P-00-0079 40-B40642	Former Shamrock Gas Station Environmental Remediation Project								
							District: 5		
							Status: Active		
							Phase: Planning		
The Former Gas Station is in the groundwater treatment phase. Soil remediation recently occurred however groundwater aquifer needs Oxygen Release Compound Injection. Pending.							Est. Completion Date: December 2023		
Environmental Remediation Loan		\$86,627	\$86,627	\$0	\$0	\$0	\$0	\$0	\$0
Total Sources of Funding		\$86,627	\$86,627	\$0	\$0	\$0	\$0	\$0	\$0
Total Estimated Costs		\$86,627							
Total Unfunded		\$0					Funding Status: Fully Funded		
							Actuals: \$78,252		
Total Est. Annual Operating Impact		Minimal					Encumbrances: \$0		
40-P-22-0030 40-B223127	Miami Forever Bond Homeowner Preservation Program Project Management								
							District: Citywide		
							Status: Active		
							Phase: Pre-Construction		
Miami Forever Bond Homeowner Preservation Program Project Management							Est. Completion Date: September 2024		
Miami Forever Bonds - Housing S2B		\$200,000	\$200,000	\$0	\$0	\$0	\$0	\$0	\$0
Total Sources of Funding		\$200,000	\$200,000	\$0	\$0	\$0	\$0	\$0	\$0
Total Estimated Costs		\$200,000							
Total Unfunded		\$0					Funding Status: Fully Funded		
							Actuals: \$22,122		
Total Est. Annual Operating Impact		Minimal					Encumbrances: \$0		
40-P-23-0015	Place Louverture Off-site Improvements								
							District: 5		
							Status: Active		
							Phase: Dry-Run/Permit		
Off-site Improvements at Place Louverture that include new sidewalks,, curbs and gutters, drainage, signage, milling and resurfacing.							Est. Completion Date: March 2025		
No Funding Allocated		\$0	\$0	\$0	\$0	\$0	\$0	\$0	\$0
Total Sources of Funding		\$0	\$0	\$0	\$0	\$0	\$0	\$0	\$0
Total Estimated Costs		\$600,988							
Total Unfunded		\$600,988					Funding Status: Unfunded		
							Actuals: \$0		
Total Est. Annual Operating Impact		Minimal					Encumbrances: \$0		

Sources and Estimated Costs by Department

Housing and Community Development

Project No.	Project Title	Totals	Prior Years	Current 2023-24	Future Estimates				
					2024-25	2025-26	2026-27	2027-28	2028-29
40-P-00-0078	Remediation of Former Star Gas Station								
40-B40605									
<i>This vacant lot is a former gas station property owned by the City of Miami. The project previously remediated the soil at the site; however residual groundwater contamination is remaining. CITP is making preparations to address the groundwater.</i>							District: 5 Status: Active Phase: Monitoring Est. Completion Date: December 2023		
Contribution from General Fund 3		\$16,500	\$16,500	\$0	\$0	\$0	\$0	\$0	\$0
Total Sources of Funding		\$16,500	\$16,500	\$0	\$0	\$0	\$0	\$0	\$0
Total Estimated Costs		\$56,500							
Total Unfunded		\$40,000					Funding Status:	Partial	
							<i>Actuals:</i>	\$8,671	
Total Est. Annual Operating Impact		Minimal					<i>Encumbrances:</i>	\$0	

Totals for Housing and Community Development									
Total Sources of Funding		\$303,127	\$303,127	\$0	\$0	\$0	\$0	\$0	\$0
Total Estimated Costs		\$944,115							
Total Unfunded		\$640,988							
Total Est. Annual Operating Impact		Minimal							

Sources and Estimated Costs by Department

Human Services

Project No.	Project Title	Totals	Prior Years	Current 2023-24	Future Estimates				
					2024-25	2025-26	2026-27	2027-28	2028-29
40-P-23-0064	New Vehicles for Human Services - Learning Center (2 Buses)								
40-B243100									
New Vehicles for Human Services - Learning Center (2 Buses)						District: Citywide			
						Status: Proposed			
						Phase: Planning			
						Est. Completion Date: December 2023			
Impact Fees - General Government		\$91,000	\$0	\$91,000	\$0	\$0	\$0	\$0	\$0
Total Sources of Funding		\$91,000	\$0	\$91,000	\$0	\$0	\$0	\$0	\$0
Total Estimated Costs		\$91,000							
Total Unfunded		\$0					Funding Status: Fully Funded		
							Actuals:		\$0
Total Est. Annual Operating Impact		Minimal					Encumbrances:		\$0

Totals for Human Services

Total Sources of Funding	\$91,000	\$0	\$91,000	\$0	\$0	\$0	\$0	\$0
Total Estimated Costs	\$91,000							
Total Unfunded	\$0							
Total Est. Annual Operating Impact	Minimal							

Sources and Estimated Costs by Department

Innovation and Technology

Project No.	Project Title	Totals	Prior Years	Current 2023-24	Future Estimates				
					2024-25	2025-26	2026-27	2027-28	2028-29
40-P-20-0568	Audit and Monitoring Services								
40-B203125									
To provide needed redundancy and resilience to ensure availability and continuity services in case of hardware failure, or other incidents that could affect a given component of the solution							District: Citywide		
							Status: Adopted		
							Phase: Planning		
							Est. Completion Date: December 2023		
Contribution from General Fund 3		\$210,000	\$210,000	\$0	\$0	\$0	\$0	\$0	\$0
Total Sources of Funding		\$210,000	\$210,000	\$0	\$0	\$0	\$0	\$0	\$0
Total Estimated Costs		\$210,000							
Total Unfunded		\$0					Funding Status: Fully Funded		
							Actuals: \$207,046		
Total Est. Annual Operating Impact		Minimal					Encumbrances: \$0		
40-P-20-0671	Backup for Essential City Mainframe Functions								
Install a new backup computer system for the main frame to allow critical functions to be quickly restored and allow the city to continue operations while the main system is relocated or repaired.							District:		
							Status: Future Consideration		
							Phase: Planning		
							Est. Completion Date: December 2023		
No Funding Allocated		\$0	\$0	\$0	\$0	\$0	\$0	\$0	\$0
Total Sources of Funding		\$0	\$0	\$0	\$0	\$0	\$0	\$0	\$0
Total Estimated Costs		\$1,000,000							
Total Unfunded		\$1,000,000					Funding Status: Unfunded		
							Actuals: \$0		
Total Est. Annual Operating Impact		\$0					Encumbrances: \$0		
40-P-20-0672	Backup for System for City Communications								
Provide a three-level approach to ensure that the City is able to maintain an effective communication system following a disaster.							District:		
							Status: Future Consideration		
							Phase: Planning		
							Est. Completion Date: December 2023		
No Funding Allocated		\$0	\$0	\$0	\$0	\$0	\$0	\$0	\$0
Total Sources of Funding		\$0	\$0	\$0	\$0	\$0	\$0	\$0	\$0
Total Estimated Costs		\$1,000,000							
Total Unfunded		\$1,000,000					Funding Status: Unfunded		
							Actuals: \$0		
Total Est. Annual Operating Impact		\$0					Encumbrances: \$0		

Sources and Estimated Costs by Department

Innovation and Technology

Project No.	Project Title	Totals	Prior Years	Current 2023-24	Future Estimates				
					2024-25	2025-26	2026-27	2027-28	2028-29
40-P-20-0562 40-B203119	Business Licensing / Public Facing Digital Services								
<i>To improve and digitize processes related to business startup and licensing</i>							District: Citywide Status: Adopted Phase: Planning Est. Completion Date: December 2023		
Impact Fees 2		\$450,000	\$450,000	\$0	\$0	\$0	\$0	\$0	\$0
Total Sources of Funding		\$450,000	\$450,000	\$0	\$0	\$0	\$0	\$0	\$0
Total Estimated Costs		\$450,000							
Total Unfunded		\$0					Funding Status: Fully Funded <i>Actuals:</i> \$247,895 <i>Encumbrances:</i> \$0		
Total Est. Annual Operating Impact		Minimal							
20-P-21-0005 40-B223109	Computer Replacement - IT								
<i>Replacement of Microsoft 7 Computer equipment for IT Department</i>							District: Citywide Status: Adopted Phase: Non-Infrastructure Est. Completion Date: December 2023		
Contribution from General Fund 3		\$500,000	\$500,000	\$0	\$0	\$0	\$0	\$0	\$0
Total Sources of Funding		\$500,000	\$500,000	\$0	\$0	\$0	\$0	\$0	\$0
Total Estimated Costs		\$500,000							
Total Unfunded		\$0					Funding Status: Fully Funded <i>Actuals:</i> \$358,786 <i>Encumbrances:</i> \$521		
Total Est. Annual Operating Impact		Minimal							
40-P-20-0563 40-B203120	Customer Relationship Management for Business and Economic Development								
<i>To centralize critical information about businesses and their respective activity is currently stored across various City systems</i>							District: Citywide Status: Adopted Phase: Planning Est. Completion Date: December 2023		
Contribution from General Fund 3		\$450,000	\$450,000	\$0	\$0	\$0	\$0	\$0	\$0
Total Sources of Funding		\$450,000	\$450,000	\$0	\$0	\$0	\$0	\$0	\$0
Total Estimated Costs		\$450,000							
Total Unfunded		\$0					Funding Status: Fully Funded <i>Actuals:</i> \$0 <i>Encumbrances:</i> \$0		
Total Est. Annual Operating Impact		Minimal							

Sources and Estimated Costs by Department

Innovation and Technology

Project No.	Project Title	Totals	Prior Years	Current 2023-24	Future Estimates				
					2024-25	2025-26	2026-27	2027-28	2028-29
20-P-21-0004 40-B223108	Cyber Recovery Vault								
<i>Expand current Enterprise Backup to include Cyber Recovery solution and provide protection for ransomware</i>							District: Citywide Status: Adopted Phase: Non-Infrastructure Est. Completion Date: December 2023		
Contribution from General Fund 3		\$470,000	\$470,000	\$0	\$0	\$0	\$0	\$0	\$0
Total Sources of Funding		\$470,000	\$470,000	\$0	\$0	\$0	\$0	\$0	\$0
Total Estimated Costs		\$470,000							
Total Unfunded		\$0					Funding Status: Fully Funded Actuals: \$382,335 Encumbrances: \$0		
Total Est. Annual Operating Impact		Minimal							
40-P-20-0567 40-B203124	CyberSecurity - Cloud access Security Broker								
<i>This will provide essential security capabilities to gain proper visibility and controls to protect cloud-based information assets, prevent inappropriate use or access, and ensure only sanctioned applications are use</i>							District: Citywide Status: Adopted Phase: Planning Est. Completion Date: December 2023		
Contribution from General Fund 3		\$280,000	\$280,000	\$0	\$0	\$0	\$0	\$0	\$0
Total Sources of Funding		\$280,000	\$280,000	\$0	\$0	\$0	\$0	\$0	\$0
Total Estimated Costs		\$280,000							
Total Unfunded		\$0					Funding Status: Fully Funded Actuals: \$200,424 Encumbrances: \$0		
Total Est. Annual Operating Impact		Minimal							
40-P-20-0571 40-B203128	CyberSecurity - High Availability Network Security Protection								
<i>Upgrade end-of-life critical components of the security infrastructure</i>							District: Citywide Status: Adopted Phase: Planning Est. Completion Date: December 2023		
Contribution from General Fund 3		\$190,000	\$190,000	\$0	\$0	\$0	\$0	\$0	\$0
Total Sources of Funding		\$190,000	\$190,000	\$0	\$0	\$0	\$0	\$0	\$0
Total Estimated Costs		\$190,000							
Total Unfunded		\$0					Funding Status: Fully Funded Actuals: \$6,072 Encumbrances: \$0		
Total Est. Annual Operating Impact		Minimal							

Sources and Estimated Costs by Department

Innovation and Technology

Project No.	Project Title	Totals	Prior Years	Current 2023-24	Future Estimates				
					2024-25	2025-26	2026-27	2027-28	2028-29
40-P-20-0564 40-B203121	CyberSecurity - Identity Management								
<i>To provide the necessary security enhancements to protect identities from complex and sophisticated attacks, leverage modern technologies to reduce identity related risks</i>							District: Citywide Status: Adopted Phase: Planning Est. Completion Date: December 2023		
Contribution from General Fund 3		\$150,000	\$150,000	\$0	\$0	\$0	\$0	\$0	\$0
Total Sources of Funding		\$150,000	\$150,000	\$0	\$0	\$0	\$0	\$0	\$0
Total Estimated Costs		\$150,000							
Total Unfunded		\$0					Funding Status: Fully Funded <i>Actuals:</i> \$42,256 <i>Encumbrances:</i> \$89,356		
Total Est. Annual Operating Impact		Minimal							
40-P-20-0572 40-B203129	Cybersecurity - Micro Segmentation								
<i>It will reduce risks of internal malware outbreaks from propagating across systems</i>							District: Citywide Status: Adopted Phase: Planning Est. Completion Date: December 2023		
Contribution from General Fund 3		\$220,000	\$220,000	\$0	\$0	\$0	\$0	\$0	\$0
Total Sources of Funding		\$220,000	\$220,000	\$0	\$0	\$0	\$0	\$0	\$0
Total Estimated Costs		\$220,000							
Total Unfunded		\$0					Funding Status: Fully Funded <i>Actuals:</i> \$168,778 <i>Encumbrances:</i> \$0		
Total Est. Annual Operating Impact		Minimal							
40-P-20-0570 40-B203127	CyberSecurity - Network Access Control								
<i>This project will provide real time network visibility; detecting users, devices, operating systems and applications that connect to the city's network</i>							District: Citywide Status: Adopted Phase: Planning Est. Completion Date: December 2023		
Contribution from General Fund 3		\$225,000	\$225,000	\$0	\$0	\$0	\$0	\$0	\$0
Total Sources of Funding		\$225,000	\$225,000	\$0	\$0	\$0	\$0	\$0	\$0
Total Estimated Costs		\$225,000							
Total Unfunded		\$0					Funding Status: Fully Funded <i>Actuals:</i> \$139,551 <i>Encumbrances:</i> \$0		
Total Est. Annual Operating Impact		Minimal							

Sources and Estimated Costs by Department

Innovation and Technology

Project No.	Project Title	Totals	Prior Years	Current 2023-24	Future Estimates				
					2024-25	2025-26	2026-27	2027-28	2028-29
40-P-20-0565 40-B203122	Data Analytics Environment								
<i>To establish a centralized, cloud-based data store that ingests critical business data from various systems, making it possible to conduct ad hoc analysis, more easily mash-up data from multiple systems, and apply advanced analytics tools</i>							District: Citywide Status: Adopted Phase: Planning Est. Completion Date: December 2023		
Contribution from General Fund 3		\$500,000	\$500,000	\$0	\$0	\$0	\$0	\$0	\$0
Total Sources of Funding		\$500,000	\$500,000	\$0	\$0	\$0	\$0	\$0	\$0
Total Estimated Costs		\$500,000							
Total Unfunded		\$0					Funding Status: Fully Funded Actuals: \$300,591 Encumbrances: \$0		
Total Est. Annual Operating Impact		Minimal							
20-P-21-0012 40-B74617A	Enterprise Integration								
<i>Integration of new Enterprise system</i>							District: Citywide Status: Adopted Phase: Planning Est. Completion Date: December 2023		
Contribution from General Fund 3		\$500,000	\$500,000	\$0	\$0	\$0	\$0	\$0	\$0
Total Sources of Funding		\$500,000	\$500,000	\$0	\$0	\$0	\$0	\$0	\$0
Total Estimated Costs		\$500,000							
Total Unfunded		\$0					Funding Status: Fully Funded Actuals: \$499,979 Encumbrances: \$0		
Total Est. Annual Operating Impact		\$0							
40-P-20-0566 40-B203123	Geographic Information System Implementation - Phase 1 Roadmap								
<i>This projects sets out to fulfill the first set of actions outlined in DoIT's Geospatial Roadmap</i>							District: Citywide Status: Adopted Phase: Planning Est. Completion Date: December 2023		
Contribution from General Fund 3		\$300,000	\$300,000	\$0	\$0	\$0	\$0	\$0	\$0
Total Sources of Funding		\$300,000	\$300,000	\$0	\$0	\$0	\$0	\$0	\$0
Total Estimated Costs		\$300,000							
Total Unfunded		\$0					Funding Status: Fully Funded Actuals: \$0 Encumbrances: \$90,000		
Total Est. Annual Operating Impact		Minimal							

Sources and Estimated Costs by Department

Innovation and Technology

Project No.	Project Title	Totals	Prior Years	Current 2023-24	Future Estimates				
					2024-25	2025-26	2026-27	2027-28	2028-29
20-P-23-0000 40-B233101	IT Security Assessment								
<i>Review the City's information security strategy and security controls to identify vulnerabilities and gaps in process and control based on industry best practices and recommendations.</i>							District: Citywide Status: Adopted Phase: Planning Est. Completion Date: September 2026		
Contribution from General Fund 3		\$800,000	\$800,000	\$0	\$0	\$0	\$0	\$0	\$0
Total Sources of Funding		\$800,000	\$800,000	\$0	\$0	\$0	\$0	\$0	\$0
Total Estimated Costs		\$800,000							
Total Unfunded		\$0					Funding Status: Fully Funded Actuals: \$773,645 Encumbrances: \$0		
Total Est. Annual Operating Impact		Minimal							
40-P-20-0296 40-B203103	Oracle Hardware Refresh								
<i>Replacement of hardware to ensure the reliability of the Oracle ERP</i>							District: Citywide Status: Active Phase: Planning Est. Completion Date: December 2023		
Contribution from General Fund 3		\$140,000	\$140,000	\$0	\$0	\$0	\$0	\$0	\$0
Total Sources of Funding		\$140,000	\$140,000	\$0	\$0	\$0	\$0	\$0	\$0
Total Estimated Costs		\$140,000							
Total Unfunded		\$0					Funding Status: Fully Funded Actuals: \$124,161 Encumbrances: \$15,839		
Total Est. Annual Operating Impact		Minimal							
40-P-20-0569 40-B203126	Smart Cities Initiative for Economic Impact - Phase I								
<i>The phase will review recommendations and approaches as outlined in the City's Strategic Smart City roadmap and will identify opportunities to improve the quality of life of residents, in addition to evaluating best use of technologies</i>							District: Citywide Status: Adopted Phase: Planning Est. Completion Date: December 2023		
Contribution from General Fund 3		\$300,000	\$300,000	\$0	\$0	\$0	\$0	\$0	\$0
Total Sources of Funding		\$300,000	\$300,000	\$0	\$0	\$0	\$0	\$0	\$0
Total Estimated Costs		\$300,000							
Total Unfunded		\$0					Funding Status: Fully Funded Actuals: \$78,850 Encumbrances: \$149,850		
Total Est. Annual Operating Impact		Minimal							

Sources and Estimated Costs by Department

Innovation and Technology

Project No.	Project Title	Totals	Prior Years	Current 2023-24	Future Estimates				
					2024-25	2025-26	2026-27	2027-28	2028-29
Totals for Innovation and Technology									
Total Sources of Funding		\$5,685,000	\$5,685,000	\$0	\$0	\$0	\$0	\$0	\$0
Total Estimated Costs		\$7,685,000							
Total Unfunded		\$2,000,000							
Total Est. Annual Operating Impact		Minimal							

Sources and Estimated Costs by Department

Management and Budget

Project No.	Project Title	Totals	Prior Years	Current 2023-24	Future Estimates				
					2024-25	2025-26	2026-27	2027-28	2028-29
40-P-20-0465	Painting of Corals for Scooters						District: Citywide		
40-B203612							Status: Adopted		
Painting of Corals for Scooters							Phase: Planning		
							Est. Completion Date: December 2023		
Contribution from Special Revenue Fund		\$50,000	\$50,000	\$0	\$0	\$0	\$0	\$0	\$0
Total Sources of Funding		\$50,000	\$50,000	\$0	\$0	\$0	\$0	\$0	\$0
Total Estimated Costs		\$50,000							
Total Unfunded		\$0					Funding Status: Fully Funded		
							Actuals:	\$0	
Total Est. Annual Operating Impact		Minimal					Encumbrances:	\$0	
40-P-20-0298	Renovation of Dilapidated Structures						District: 5		
40-B183135							Status: Adopted		
Renovations of Dilapidated Structures in District 5							Phase: Planning		
							Est. Completion Date: December 2023		
Contribution from General Fund 3		\$1,000,000	\$1,000,000	\$0	\$0	\$0	\$0	\$0	\$0
Total Sources of Funding		\$1,000,000	\$1,000,000	\$0	\$0	\$0	\$0	\$0	\$0
Total Estimated Costs		\$1,000,000							
Total Unfunded		\$0					Funding Status: Fully Funded		
							Actuals:	\$453,755	
Total Est. Annual Operating Impact		Minimal					Encumbrances:	\$514,725	
Totals for Management and Budget									
Total Sources of Funding		\$1,050,000	\$1,050,000	\$0	\$0	\$0	\$0	\$0	\$0
Total Estimated Costs		\$1,050,000							
Total Unfunded		\$0							
Total Est. Annual Operating Impact		Minimal							

Sources and Estimated Costs by Department

Office of Capital Improvements

Project No.	Project Title	Totals	Prior Years	Current 2023-24	Future Estimates				
					2024-25	2025-26	2026-27	2027-28	2028-29
40-P-00-0124	Capital Project Management Software Modernization								
40-B70970									
Replace Capital Improvement and Transportation Program Management Software							District: Citywide		
							Status: Active		
							Phase: Design		
							Est. Completion Date: December 2023		
Contribution from General Fund 1		\$1	\$1	\$0	\$0	\$0	\$0	\$0	\$0
Contribution from General Fund 3		\$2,344,668	\$2,344,668	\$0	\$0	\$0	\$0	\$0	\$0
Contribution from General Fund-SSL		\$953,647	\$953,647	\$0	\$0	\$0	\$0	\$0	\$0
Total Sources of Funding		\$3,298,316	\$3,298,316	\$0	\$0	\$0	\$0	\$0	\$0
Total Estimated Costs		\$3,303,112							
Total Unfunded		\$4,796					Funding Status: Partial		
Total Est. Annual Operating Impact		\$302,000					Actuals: \$2,852,139		
							Encumbrances: \$173,204		
40-P-19-0197	Environmental Compliance Monitoring								
40-B193101									
On-going environmental remediation monitoring at locations throughout the City							District: Citywide		
							Status: Active		
							Phase: Monitoring		
							Est. Completion Date: December 2023		
Contribution from General Fund 3		\$560,794	\$560,794	\$0	\$0	\$0	\$0	\$0	\$0
Total Sources of Funding		\$560,794	\$560,794	\$0	\$0	\$0	\$0	\$0	\$0
Total Estimated Costs		\$560,794							
Total Unfunded		\$0					Funding Status: Fully Funded		
Total Est. Annual Operating Impact		Minimal					Actuals: \$446,174		
							Encumbrances: \$49,999		
40-P-20-0596	Environmental Monitoring Program								
Recurring annual funding to monitor environmental sites as required by DERM.							District: Citywide		
							Status: Future Consideration		
							Phase: Planning		
							Est. Completion Date: September 2026		

Sources and Estimated Costs by Department

Office of Capital Improvements

Project No.	Project Title	Totals	Prior Years	Current 2023-24	Future Estimates				
					2024-25	2025-26	2026-27	2027-28	2028-29
No Funding Allocated		\$0	\$0	\$0	\$0	\$0	\$0	\$0	\$0
Total Sources of Funding		\$0	\$0	\$0	\$0	\$0	\$0	\$0	\$0
Total Estimated Costs		\$5,000,000							
Total Unfunded		\$5,000,000					Funding Status:	Unfunded	
							Actuals:	\$0	
Total Est. Annual Operating Impact		\$0					Encumbrances:	\$0	
40-P-00-0044	Environmental Remediation-Citywide					District: Citywide			
40-B30865G						Status: Active			
Environmental Remediation Studies includes environmental assessments City-wide at select City of Miami Owned property on an as needed basis. This B-number also funded the remediation of Blanche Park.					Phase: Administrative Close-Out				
					Est. Completion Date: December 2023				
Contribution from General Fund 3	\$1,256,714	\$1,256,714	\$0	\$0	\$0	\$0	\$0	\$0	\$0
Contribution from General Fund-SSL	\$423,578	\$423,578	\$0	\$0	\$0	\$0	\$0	\$0	\$0
Homeland Defense Bond Series 3	\$1,702,973	\$1,702,973	\$0	\$0	\$0	\$0	\$0	\$0	\$0
Homeland Defense Series 2 Interest	\$131,517	\$131,517	\$0	\$0	\$0	\$0	\$0	\$0	\$0
Homeland Defense Series 3 Interest	\$353,486	\$353,486	\$0	\$0	\$0	\$0	\$0	\$0	\$0
Total Sources of Funding		\$3,868,268	\$3,868,268	\$0	\$0	\$0	\$0	\$0	\$0
Total Estimated Costs		\$3,985,453							
Total Unfunded		\$117,185					Funding Status:	Partial	
							Actuals:	\$3,744,643	
Total Est. Annual Operating Impact		Minimal					Encumbrances:	\$117,681	
20-P-21-0018	Geographic Information System Implementation - Riverwalks and Baywalks					District: Citywide			
40-B223122						Status: Active			
Geographic Information System (GIS) Implementation - Riverwalks and Baywalks					Phase: Administrative Close-Out				
					Est. Completion Date: December 2023				

Sources and Estimated Costs by Department

Office of Capital Improvements

Project No.	Project Title	Totals	Prior Years	Current 2023-24	Future Estimates				
					2024-25	2025-26	2026-27	2027-28	2028-29
Contribution from General Fund 3		\$20,000	\$20,000	\$0	\$0	\$0	\$0	\$0	\$0
Total Sources of Funding		\$20,000	\$20,000	\$0	\$0	\$0	\$0	\$0	\$0
Total Estimated Costs		\$20,000							
Total Unfunded		\$0							
Total Est. Annual Operating Impact		Minimal							
					Funding Status: Fully Funded Actuals: \$13,825 Encumbrances: \$0				
40-P-20-0613	Historic Beach Park Restoration								
					District: Citywide Status: Future Consideration Phase: Planning Est. Completion Date: December 2023				
<i>Historic Beach Park Restoration</i>									
No Funding Allocated		\$0	\$0	\$0	\$0	\$0	\$0	\$0	\$0
Total Sources of Funding		\$0	\$0	\$0	\$0	\$0	\$0	\$0	\$0
Total Estimated Costs		\$20,500,000							
Total Unfunded		\$20,500,000							
Total Est. Annual Operating Impact		\$0							
					Funding Status: Unfunded Actuals: \$0 Encumbrances: \$0				
40-P-20-0634	Northside Underdeck I-395 Baywalk								
					District: Citywide Status: Future Consideration Phase: Planning Est. Completion Date: December 2023				
<i>Northside Underdeck I-395 Baywalk</i>									
No Funding Allocated		\$0	\$0	\$0	\$0	\$0	\$0	\$0	\$0
Total Sources of Funding		\$0	\$0	\$0	\$0	\$0	\$0	\$0	\$0
Total Estimated Costs		\$3,000,000							
Total Unfunded		\$3,000,000							
Total Est. Annual Operating Impact		\$0							
					Funding Status: Unfunded Actuals: \$0 Encumbrances: \$0				
40-P-00-0008	OCI Contract Compliance Program Professional Services								
40-B30449									
<i>Procurement of services to develop of a Workforce Compliance Program</i>					District: Citywide Status: Active Phase: Planning Est. Completion Date: December 2023				

Sources and Estimated Costs by Department

Office of Capital Improvements

Project No.	Project Title	Totals	Prior Years	Current 2023-24	Future Estimates				
					2024-25	2025-26	2026-27	2027-28	2028-29
Contribution from General Fund 3		\$50,000	\$50,000	\$0	\$0	\$0	\$0	\$0	\$0
Total Sources of Funding		\$50,000	\$50,000	\$0	\$0	\$0	\$0	\$0	\$0
Total Estimated Costs		\$50,000							
Total Unfunded		\$0					Funding Status:	Fully Funded	
							Actuals:	\$20,505	
Total Est. Annual Operating Impact		Minimal					Encumbrances:	\$4,625	
40-P-18-0169	Office of Capital Improvements Reconfiguration						District: Citywide		
40-B183102							Status: Active		
Reconfiguration of the Office of Capital Improvement on the 8 floor in order to adequately accommodate staff						Phase: Administrative Close-Out			
						Est. Completion Date: December 2023			
Contribution from General Fund 3		\$117,491	\$117,491	\$0	\$0	\$0	\$0	\$0	\$0
Total Sources of Funding		\$117,491	\$117,491	\$0	\$0	\$0	\$0	\$0	\$0
Total Estimated Costs		\$162,695							
Total Unfunded		\$45,204					Funding Status:	Partial	
							Actuals:	\$117,491	
Total Est. Annual Operating Impact		Minimal					Encumbrances:	\$0	
40-P-20-0635	Virginia Key Park - Landfill Redevelopment						District: Citywide		
						Status: Future Consideration			
Virginia Key Park (Landfill Redevelopment)						Phase: Planning			
						Est. Completion Date: December 2023			
No Funding Allocated		\$0	\$0	\$0	\$0	\$0	\$0	\$0	\$0
Total Sources of Funding		\$0	\$0	\$0	\$0	\$0	\$0	\$0	\$0
Total Estimated Costs		\$20,000,000							
Total Unfunded		\$20,000,000					Funding Status:	Unfunded	
							Actuals:	\$0	
Total Est. Annual Operating Impact		\$0					Encumbrances:	\$0	
40-P-20-0699	Virginia Key Park Trust Museum						District: 2		
40-B203526							Status: Active		
Planning for new Museum facility.						Phase: Planning			
						Est. Completion Date: December 2023			

Sources and Estimated Costs by Department

Office of Capital Improvements

Project No.	Project Title	Totals	Prior Years	Current 2023-24	Future Estimates				
					2024-25	2025-26	2026-27	2027-28	2028-29
	Virginia Key Beach Park Trust Contribution	\$150,000	\$150,000	\$0	\$0	\$0	\$0	\$0	\$0
Total Sources of Funding		\$150,000	\$150,000	\$0	\$0	\$0	\$0	\$0	\$0
Total Estimated Costs		\$600,000							
Total Unfunded		\$450,000					Funding Status:	Partial	
							Actuals:	\$0	
Total Est. Annual Operating Impact		\$0					Encumbrances:	\$0	

Totals for Office of Capital Improvements									
Total Sources of Funding	\$8,064,869	\$8,064,869	\$0	\$0	\$0	\$0	\$0	\$0	\$0
Total Estimated Costs	\$57,182,054								
Total Unfunded	\$49,117,185								
Total Est. Annual Operating Impact	\$302,000								

Sources and Estimated Costs by Department

Parks and Recreation

Project No.	Project Title	Totals	Prior Years	Current 2023-24	Future Estimates				
					2024-25	2025-26	2026-27	2027-28	2028-29
40-P-23-0020	1320 Mini Park - Construction								
40-B233504									
Development of undeveloped vacant lot to include a dog park and outdoor fitness area							District: 3		
							Status: Adopted		
							Phase: Planning		
							Est. Completion Date: April 2026		
Impact Fees - Parks		\$600,000	\$600,000	\$0	\$0	\$0	\$0	\$0	\$0
Total Sources of Funding		\$600,000	\$600,000	\$0	\$0	\$0	\$0	\$0	\$0
Total Estimated Costs		\$600,000							
Total Unfunded		\$0					Funding Status: Fully Funded		
							Actuals:	\$0	
Total Est. Annual Operating Impact		Minimal					Encumbrances:	\$0	
40-P-22-0007	1320 Mini Park Enhancements								
40-B223511									
To fund construction design phase of development project at future mini park (SW 13th Avenue and 21st Street) Development to include dog park and outdoor fitness.							District: 3		
							Status: Adopted		
							Phase: Planning		
							Est. Completion Date: December 2023		
Contribution from Special Revenue Fund		\$350,000	\$350,000	\$0	\$0	\$0	\$0	\$0	\$0
Impact Fees - Parks		\$450,000	\$0	\$450,000	\$0	\$0	\$0	\$0	\$0
Total Sources of Funding		\$800,000	\$350,000	\$450,000	\$0	\$0	\$0	\$0	\$0
Total Estimated Costs		\$350,000							
Total Unfunded		(\$450,000)					Funding Status: Fully Funded		
							Actuals:	\$0	
Total Est. Annual Operating Impact		Minimal					Encumbrances:	\$0	
40-P-20-0749	40 Year Recertification - Park Sites								
40-B203530									
40/50 Year Recertification - Park Sites							District: Citywide		
							Status: Active		
							Phase: Monitoring		
							Est. Completion Date: December 2023		

Sources and Estimated Costs by Department

Parks and Recreation

Project No.	Project Title	Totals	Prior Years	Current 2023-24	Future Estimates				
					2024-25	2025-26	2026-27	2027-28	2028-29
Contribution from General Fund 3		\$2,100,000	\$2,100,000	\$0	\$0	\$0	\$0	\$0	\$0
Total Sources of Funding		\$2,100,000	\$2,100,000	\$0	\$0	\$0	\$0	\$0	\$0
Total Estimated Costs		\$2,800,000							
Total Unfunded		\$700,000					Funding Status:	Partial	
							Actuals:	\$222,541	
Total Est. Annual Operating Impact		Minimal					Encumbrances:	\$73,051	
40-P-22-0018	40/50 Recertification Improvements at Parks Citywide					District: Citywide			
40-B223515						Status: Adopted			
To address repairs and improvements identified during 40/50 year recertification process.					Phase: Planning				
					Est. Completion Date: December 2023				
Contribution from Special Revenue Fund		\$425,000	\$425,000	\$0	\$0	\$0	\$0	\$0	\$0
Total Sources of Funding		\$425,000	\$425,000	\$0	\$0	\$0	\$0	\$0	\$0
Total Estimated Costs		\$425,000							
Total Unfunded		\$0					Funding Status:	Fully Funded	
							Actuals:	\$0	
Total Est. Annual Operating Impact		\$0					Encumbrances:	\$13,637	
40-P-20-0334	Adult Fitness Zone Enhancements					District: Citywide			
40-B183501						Status: Active			
Add new or enhance existing outdoor adult fitness equipment					Phase: Design				
					Est. Completion Date: December 2023				
Contribution from Special Revenue Fund		\$100,000	\$100,000	\$0	\$0	\$0	\$0	\$0	\$0
Impact Fees - Parks		\$500,000	\$500,000	\$0	\$0	\$0	\$0	\$0	\$0
Total Sources of Funding		\$600,000	\$600,000	\$0	\$0	\$0	\$0	\$0	\$0
Total Estimated Costs		\$600,000							
Total Unfunded		\$0					Funding Status:	Fully Funded	
							Actuals:	\$490,451	
Total Est. Annual Operating Impact		Minimal					Encumbrances:	\$297	

Sources and Estimated Costs by Department

Parks and Recreation

Project No.	Project Title	Totals	Prior Years	Current 2023-24	Future Estimates				
					2024-25	2025-26	2026-27	2027-28	2028-29
40-P-20-0670	African Square Park Impact Resistant Windows and Doors Installation						District:		
							Status:	Future Consideration	
	Replace all windows and doors at park facilities with Impact Resistant Glass.						Phase:	Planning	
	Installation will prevent damage in future storm conditions.						Est. Completion Date:	December 2023	
No Funding Allocated		\$0	\$0	\$0	\$0	\$0	\$0	\$0	\$0
Total Sources of Funding		\$0	\$0	\$0	\$0	\$0	\$0	\$0	\$0
Total Estimated Costs		\$50,000							
Total Unfunded		\$50,000					Funding Status:	Unfunded	
							Actuals:	\$0	
Total Est. Annual Operating Impact		\$0					Encumbrances:	\$0	
40-P-20-0485	African Square Park Restroom Remodel						District:	5	
40-B173717							Status:	Adopted	
	40-Year Re-certification of Community Center and ADA up-grade for Restrooms						Phase:	Planning	
							Est. Completion Date:	December 2023	
Sanitary Sewer Non-Bond		\$100,000	\$100,000	\$0	\$0	\$0	\$0	\$0	\$0
Total Sources of Funding		\$100,000	\$100,000	\$0	\$0	\$0	\$0	\$0	\$0
Total Estimated Costs		\$100,000							
Total Unfunded		\$0					Funding Status:	Fully Funded	
							Actuals:	\$13,919	
Total Est. Annual Operating Impact		Minimal					Encumbrances:	\$0	
40-P-20-0355	Alice Wainwright - Natural Area Restoration						District:	2	
40-B203510							Status:	Adopted	
	Design restoration and walkway accessibility plan for Natural Forest Community						Phase:	Planning	
							Est. Completion Date:	December 2023	
Impact Fees - Parks		\$500,000	\$500,000	\$0	\$0	\$0	\$0	\$0	\$0
Total Sources of Funding		\$500,000	\$500,000	\$0	\$0	\$0	\$0	\$0	\$0
Total Estimated Costs		\$500,000							
Total Unfunded		\$0					Funding Status:	Fully Funded	
							Actuals:	\$0	
Total Est. Annual Operating Impact		\$140,000					Encumbrances:	\$175,920	

Sources and Estimated Costs by Department

Parks and Recreation

Project No.	Project Title	Totals	Prior Years	Current 2023-24	Future Estimates				
					2024-25	2025-26	2026-27	2027-28	2028-29
40-P-18-0175	Alice Wainwright Park Enhancements								
40-B183504									
Enhancements to improve such areas as parking, access control (gate), walking paths, gazebos and other areas as needed at the park located at 2845 Brickell Ave							District: 2		
							Status: Active		
							Phase: Dry-Run/Permit		
							Est. Completion Date: December 2023		
Impact Fees - Parks		\$750,000	\$750,000	\$0	\$0	\$0	\$0	\$0	\$0
Sanitary Sewer Non-Bond		\$294,311	\$294,311	\$0	\$0	\$0	\$0	\$0	\$0
Total Sources of Funding		\$1,044,311	\$1,044,311	\$0	\$0	\$0	\$0	\$0	\$0
Total Estimated Costs		\$7,891,050							
Total Unfunded		\$6,846,739					Funding Status: Partial		
							Actuals: \$567,119		
Total Est. Annual Operating Impact							Encumbrances: \$98,802		
40-P-18-0176	Alice Wainwright Park Restroom Remodel								
40-B183504S									
Restroom remodel related to the improvements at Alice Wainwright Park							District: 2		
							Status: Active		
							Phase: Dry-Run/Permit		
							Est. Completion Date: December 2023		
Sanitary Sewer Non-Bond		\$405,689	\$405,689	\$0	\$0	\$0	\$0	\$0	\$0
Total Sources of Funding		\$405,689	\$405,689	\$0	\$0	\$0	\$0	\$0	\$0
Total Estimated Costs		\$405,689							
Total Unfunded		\$0					Funding Status: Fully Funded		
							Actuals: \$29,954		
Total Est. Annual Operating Impact							Encumbrances: \$0		
40-P-00-0061	Alice Wainwright Park Seawall and Baywalk								
40-B40454C									
FIND project. Design, and replacement of 1,100 linear feet of existing seawall and new baywalk adjacent to Biscayne Bay. Baywalk amenities include pedestrian lighting, benches, landscaping and trash receptacles.							District: 2		
							Status: Active		
							Phase: Administrative Close-Out		
							Est. Completion Date: December 2023		

Sources and Estimated Costs by Department

Parks and Recreation

Project No.	Project Title	Totals	Prior Years	Current 2023-24	Future Estimates				
					2024-25	2025-26	2026-27	2027-28	2028-29
Contribution from General Fund 3		\$1,545,685	\$1,545,685	\$0	\$0	\$0	\$0	\$0	\$0
Florida Inland Navigation District		\$2,202,399	\$2,202,399	\$0	\$0	\$0	\$0	\$0	\$0
Impact Fees 2		\$62,500	\$62,500	\$0	\$0	\$0	\$0	\$0	\$0
Miami Forever Bonds - Parks S1A		\$2,650,000	\$2,650,000	\$0	\$0	\$0	\$0	\$0	\$0
Total Sources of Funding		\$6,460,584	\$6,460,584	\$0	\$0	\$0	\$0	\$0	\$0
Total Estimated Costs		\$6,460,584							
Total Unfunded		\$0					Funding Status:	Fully Funded	
							Actuals:	\$6,386,395	
Total Est. Annual Operating Impact		Minimal					Encumbrances:	\$1,980	
40-P-20-0756	Antonio Maceo Park - Main Sewer Line Replacement					District: 1			
40-B213700						Status: Active			
Assess and replace existing sanitary sewer line as current system is constantly clogging and flooding.					Phase: Construction				
					Est. Completion Date: December 2023				
Sanitary Sewer Non-Bond		\$428,436	\$428,436	\$0	\$0	\$0	\$0	\$0	\$0
Total Sources of Funding		\$428,436	\$428,436	\$0	\$0	\$0	\$0	\$0	\$0
Total Estimated Costs		\$428,436							
Total Unfunded		\$0					Funding Status:	Fully Funded	
							Actuals:	\$93,245	
Total Est. Annual Operating Impact		Minimal					Encumbrances:	\$129,298	
40-P-20-0761	Antonio Maceo Park ADA Improvements					District: 1			
To furnish and install automated doors and push buttons at entrance of facility and at interior men's and women's restrooms to provide access and mobility throughout the facility to those in wheelchairs.					Status: Future Consideration				
					Phase: Planning				
					Est. Completion Date: March 2024				
No Funding Allocated		\$0	\$0	\$0	\$0	\$0	\$0	\$0	\$0
Total Sources of Funding		\$0	\$0	\$0	\$0	\$0	\$0	\$0	\$0
Total Estimated Costs		\$60,000							
Total Unfunded		\$60,000					Funding Status:	Unfunded	
							Actuals:	\$0	
Total Est. Annual Operating Impact		Minimal					Encumbrances:	\$0	

Sources and Estimated Costs by Department

Parks and Recreation

Project No.	Project Title	Totals	Prior Years	Current 2023-24	Future Estimates				
					2024-25	2025-26	2026-27	2027-28	2028-29
40-P-17-0142	Antonio Maceo Park Boatramp								
40-B17357									
Renovate Maceo Park Boatramp including the concrete boatramp, sidewalks, parking lot, stationery dock and the floating dock.							District: 1		
							Status: Active		
							Phase: Construction		
							Est. Completion Date: December 2023		
Contribution from General Fund 3		\$49,374	\$49,374	\$0	\$0	\$0	\$0	\$0	\$0
Contribution from General Fund-SSL		\$92,334	\$92,334	\$0	\$0	\$0	\$0	\$0	\$0
Impact Fees - Parks		\$1,251,396	\$1,251,396	\$0	\$0	\$0	\$0	\$0	\$0
Impact Fees 2		\$294	\$294	\$0	\$0	\$0	\$0	\$0	\$0
Miami Forever Bonds - Parks S1A		\$79,929	\$79,929	\$0	\$0	\$0	\$0	\$0	\$0
Total Sources of Funding		\$1,473,326	\$1,473,326	\$0	\$0	\$0	\$0	\$0	\$0
Total Estimated Costs		\$1,542,604							
Total Unfunded		\$69,278					Funding Status:	Partial	
							Actuals:	\$243,704	
Total Est. Annual Operating Impact		Minimal					Encumbrances:	\$1,070,798	
40-P-23-0036	Antonio Maceo Park Lighting Upgrades								
40-B243506									
Antonio Maceo Park Lighting Upgrades							District: 2		
							Status: Proposed		
							Phase: Planning		
							Est. Completion Date: December 2024		
Impact Fees- Parks		\$100,000	\$0	\$100,000	\$0	\$0	\$0	\$0	\$0
Total Sources of Funding		\$100,000	\$0	\$100,000	\$0	\$0	\$0	\$0	\$0
Total Estimated Costs		\$100,000							
Total Unfunded		\$0					Funding Status:	Fully Funded	
							Actuals:	\$0	
Total Est. Annual Operating Impact		Minimal					Encumbrances:	\$0	
40-P-17-0164	Antonio Maceo Park New Field Restrooms								
40-B173726									
Remove existing restroom building and install new Field Restroom Building including Woman's & Men's Restrooms and Storage Room.							District: 1		
							Status: Active		
							Phase: Construction		
							Est. Completion Date: December 2023		

Sources and Estimated Costs by Department

Parks and Recreation

Project No.	Project Title	Totals	Prior Years	Current 2023-24	Future Estimates				
					2024-25	2025-26	2026-27	2027-28	2028-29
Sanitary Sewer Non-Bond		\$849,654	\$849,654	\$0	\$0	\$0	\$0	\$0	\$0
Total Sources of Funding		\$849,654	\$849,654	\$0	\$0	\$0	\$0	\$0	\$0
Total Estimated Costs		\$849,654							
Total Unfunded		\$0							
Total Est. Annual Operating Impact		Minimal							
40-P-19-0209 Armbrister Park Community Center Design 40-B193512 <i>Design for a new community center at Armbrister Park - based off of modification of existing West End Community Center Design</i>					District: 2 Status: Active Phase: Dry-Run/Permit Est. Completion Date: January 2025				
Impact Fees - Parks		\$624,000	\$624,000	\$0	\$0	\$0	\$0	\$0	\$0
Miami Forever Bonds - Parks S1A		\$400,000	\$400,000	\$0	\$0	\$0	\$0	\$0	\$0
Total Sources of Funding		\$1,024,000	\$1,024,000	\$0	\$0	\$0	\$0	\$0	\$0
Total Estimated Costs		\$9,846,327							
Total Unfunded		\$8,822,327							
Total Est. Annual Operating Impact		Minimal							
40-P-21-0044 Armbrister Park Site Improvements 40-B75816 <i>Miscellaneous improvements at Armbrister Park</i>					District: 2 Status: Adopted Phase: Planning Est. Completion Date: December 2023				
Homeland Defense Bond Series 3		\$2,857	\$2,857	\$0	\$0	\$0	\$0	\$0	\$0
Impact Fees 2		\$42,143	\$42,143	\$0	\$0	\$0	\$0	\$0	\$0
Total Sources of Funding		\$45,000	\$45,000	\$0	\$0	\$0	\$0	\$0	\$0
Total Estimated Costs		\$45,000							
Total Unfunded		\$0							
Total Est. Annual Operating Impact		\$0							

Sources and Estimated Costs by Department

Parks and Recreation

		Future Estimates							
Project No.	Project Title	Totals	Prior Years	Current 2023-24	2024-25	2025-26	2026-27	2027-28	2028-29
40-P-20-0619	Arthur Lamb Jr Road - Signage Designating Bicycle Lanes and Asphalt Resurfacing								
							District: 2		
							Status: Future Consideration		
							Phase: Planning		
Mill and resurface pavement and install signage to designate bicycle lanes.							Est. Completion Date: December 2023		
No Funding Allocated		\$0	\$0	\$0	\$0	\$0	\$0	\$0	\$0
Total Sources of Funding		\$0	\$0	\$0	\$0	\$0	\$0	\$0	\$0
Total Estimated Costs		\$400,000							
Total Unfunded		\$400,000					Funding Status:	Unfunded	
							Actuals:	\$0	
Total Est. Annual Operating Impact		\$0					Encumbrances:	\$0	
40-P-20-0636	Assessment of Resilience Hubs - Tier 1 - 3 Sites								
							District: Citywide		
							Status: Future Consideration		
							Phase: Planning		
Assess three park sites for hardening of existing facility to be utilized as resilience hub by the City of Miami for post-storm/hurricane support to City residents.							Est. Completion Date: December 2023		
No Funding Allocated		\$0	\$0	\$0	\$0	\$0	\$0	\$0	\$0
Total Sources of Funding		\$0	\$0	\$0	\$0	\$0	\$0	\$0	\$0
Total Estimated Costs		\$90,000							
Total Unfunded		\$90,000					Funding Status:	Unfunded	
							Actuals:	\$0	
Total Est. Annual Operating Impact		\$0					Encumbrances:	\$0	
40-P-20-0354	Athalie Range Park - New Recreation Building								
40-B203509									
Design new recreation building and complete general park plan							Est. Completion Date: December 2023		
Impact Fees - Parks		\$950,000	\$500,000	\$450,000	\$0	\$0	\$0	\$0	\$0
Total Sources of Funding		\$950,000	\$500,000	\$450,000	\$0	\$0	\$0	\$0	\$0
Total Estimated Costs		\$1,000,000							
Total Unfunded		\$50,000					Funding Status:	Partial	
							Actuals:	\$127,010	
Total Est. Annual Operating Impact		\$58,000					Encumbrances:	\$345,767	

Parks and Recreation

118

Sources and Estimated Costs by Department

Parks and Recreation

Project No.	Project Title	Totals	Prior Years	Current 2023-24	Future Estimates				
					2024-25	2025-26	2026-27	2027-28	2028-29
Contribution from General Fund 3		\$90,000	\$90,000	\$0	\$0	\$0	\$0	\$0	\$0
Impact Fees - Parks		\$39,500	\$39,500	\$0	\$0	\$0	\$0	\$0	\$0
Total Sources of Funding		\$129,500	\$129,500	\$0	\$0	\$0	\$0	\$0	\$0
Total Estimated Costs		\$129,500							
Total Unfunded		\$0							
Total Est. Annual Operating Impact		Minimal							
					Funding Status: Fully Funded Actuals: \$692 Encumbrances: \$14				
40-P-20-0637	Athalie Range Park New Building - Design								
					District: 5 Status: Future Consideration Phase: Planning Est. Completion Date: December 2023				
<i>To design a new multi-purpose community center to allow for efficient operations and expanded programmng, to include fitness center, computer room, classrooms, welcome desk, etc.</i>									
No Funding Allocated		\$0	\$0	\$0	\$0	\$0	\$0	\$0	\$0
Total Sources of Funding		\$0	\$0	\$0	\$0	\$0	\$0	\$0	\$0
Total Estimated Costs		\$500,000							
Total Unfunded		\$500,000							
Total Est. Annual Operating Impact		\$0							
					Funding Status: Unfunded Actuals: \$0 Encumbrances: \$0				
40-P-20-0353	Athalie Range Pool - Chiller for Pool								
40-B203508									
<i>Purchase of Chiller for pool to allow for year around life</i>					District: 5 Status: Active Phase: Design Est. Completion Date: December 2023				
Impact Fees - Parks		\$60,421	\$60,421	\$0	\$0	\$0	\$0	\$0	\$0
Miami Sports and Exhibition Authority		\$1,312	\$1,312	\$0	\$0	\$0	\$0	\$0	\$0
Total Sources of Funding		\$61,733	\$61,733	\$0	\$0	\$0	\$0	\$0	\$0
Total Estimated Costs		\$100,000							
Total Unfunded		\$38,267							
Total Est. Annual Operating Impact		\$14,000							
					Funding Status: Partial Actuals: \$61,132 Encumbrances: \$600				

Sources and Estimated Costs by Department

Parks and Recreation

Project No.	Project Title	Totals	Prior Years	Current 2023-24	Future Estimates				
					2024-25	2025-26	2026-27	2027-28	2028-29
40-P-20-0267	Badia Center Facility at Flagami Park								
40-B203515									
<i>Renovation and building addition to existing senior center facility. Work to include park restoration and 40/50 Year Recertification.</i>							District: 4		
							Status: Active		
							Phase: Dry-Run/Permit		
							Est. Completion Date: December 2023		
American Rescue Plan Act		\$2,470,000	\$2,470,000	\$0	\$0	\$0	\$0	\$0	\$0
Contribution from General Fund 3		\$40,000	\$40,000	\$0	\$0	\$0	\$0	\$0	\$0
Contribution from General Fund-SSL		\$250,000	\$250,000	\$0	\$0	\$0	\$0	\$0	\$0
Impact Fees - Parks		\$330,000	\$330,000	\$0	\$0	\$0	\$0	\$0	\$0
Total Sources of Funding		\$3,090,000	\$3,090,000	\$0	\$0	\$0	\$0	\$0	\$0
Total Estimated Costs		\$5,585,823							
Total Unfunded		\$2,495,823					Funding Status: Partial		
							Actuals: \$489,520		
Total Est. Annual Operating Impact		Minimal					Encumbrances: \$249,399		
40-P-18-0182	Bay of Pigs Memorial Park Improvements								
40-B183526									
<i>Improvements at the Bay of Pigs Park for outdoor recreational exercise equipment, park furnishings, irrigation, landscaping, sodding, drinking fountain, offstreet parking, walkways and paths, pedestrian connectivity, and other various improvements</i>							District: 4		
							Status: Active		
							Phase: Final Completion		
							Est. Completion Date: December 2023		
Contribution from Special Revenue Fund		\$9,220	\$9,220	\$0	\$0	\$0	\$0	\$0	\$0
Impact Fees - Parks		\$342,000	\$342,000	\$0	\$0	\$0	\$0	\$0	\$0
Impact Fees 2		\$708,000	\$708,000	\$0	\$0	\$0	\$0	\$0	\$0
Miami Forever Bonds - Parks S1A		\$310,000	\$310,000	\$0	\$0	\$0	\$0	\$0	\$0
Miami Forever Bonds - Parks S3A		\$175,000	\$175,000	\$0	\$0	\$0	\$0	\$0	\$0
Miami Parking Authority		\$250,000	\$250,000	\$0	\$0	\$0	\$0	\$0	\$0
Parking Surcharge 2		\$300,000	\$300,000	\$0	\$0	\$0	\$0	\$0	\$0
Total Sources of Funding		\$2,094,220	\$2,094,220	\$0	\$0	\$0	\$0	\$0	\$0
Total Estimated Costs		\$2,094,220							
Total Unfunded		\$0					Funding Status: Fully Funded		
							Actuals: \$1,969,429		
Total Est. Annual Operating Impact		Minimal					Encumbrances: \$82,875		

Sources and Estimated Costs by Department

Parks and Recreation

Project No.	Project Title	Totals	Prior Years	Current 2023-24	Future Estimates				
					2024-25	2025-26	2026-27	2027-28	2028-29
40-P-23-0022	Bayfront Park and Maurice Ferre Park								
40-B233508									
<i>Bayfront Park and Maurice Ferre Park</i>							District: Citywide		
							Status: Adopted		
							Phase: Planning		
							Est. Completion Date: April 2026		
Contribution from Special Revenue Fund		\$50,000	\$50,000	\$0	\$0	\$0	\$0	\$0	\$0
Total Sources of Funding		\$50,000	\$50,000	\$0	\$0	\$0	\$0	\$0	\$0
Total Estimated Costs		\$50,000							
Total Unfunded		\$0					Funding Status: Fully Funded		
							<i>Actuals:</i> \$0		
Total Est. Annual Operating Impact		Minimal					<i>Encumbrances:</i> \$0		
40-P-18-0180	Belafonte Tacolcy Park Improvements								
40-B183515									
<i>Belafonte Tacolcy Park Improvements including new exterior doors and windows for the 2 buildings.</i>							District: 5		
							Status: Active		
							Phase: Administrative Close-Out		
							Est. Completion Date: December 2023		
Contribution from General Fund 3		\$204,789	\$204,789	\$0	\$0	\$0	\$0	\$0	\$0
Impact Fees - Parks		\$250,000	\$250,000	\$0	\$0	\$0	\$0	\$0	\$0
Total Sources of Funding		\$454,789	\$454,789	\$0	\$0	\$0	\$0	\$0	\$0
Total Estimated Costs		\$454,789							
Total Unfunded		\$0					Funding Status: Fully Funded		
							<i>Actuals:</i> \$200,496		
Total Est. Annual Operating Impact		Minimal					<i>Encumbrances:</i> \$4,291		
40-P-19-0213	Bryan Park Playground Renovations and Park Enhancements								
40-B193516									
<i>Playground renovations and ADA usability upgrades at the existing Bryan Park</i>							District: 4		
							Status: Active		
							Phase: Administrative Close-Out		
							Est. Completion Date: December 2023		

Sources and Estimated Costs by Department

Parks and Recreation

Project No.	Project Title	Totals	Prior Years	Current 2023-24	Future Estimates				
					2024-25	2025-26	2026-27	2027-28	2028-29
Miami Forever Bonds - Parks S1A		\$650,000	\$650,000	\$0	\$0	\$0	\$0	\$0	\$0
Total Sources of Funding		\$650,000	\$650,000	\$0	\$0	\$0	\$0	\$0	\$0
Total Estimated Costs		\$650,000							
Total Unfunded		\$0							
Total Est. Annual Operating Impact		Minimal							
40-P-22-0008 Buena Vista Park Building Improvements 40-B223513 <i>To fund the rebuild of the existing interior building location.</i>					District: 5 Status: Adopted Phase: Planning Est. Completion Date: December 2023				
Contribution from Special Revenue Fund		\$200,000	\$200,000	\$0	\$0	\$0	\$0	\$0	\$0
Total Sources of Funding		\$200,000	\$200,000	\$0	\$0	\$0	\$0	\$0	\$0
Total Estimated Costs		\$500,000							
Total Unfunded		\$300,000							
Total Est. Annual Operating Impact		Minimal							
40-P-21-0016 Buena Vista Park Court Reconstruction 40-B223506 <i>To fully reconstruct three existing basketball courts</i>					District: 5 Status: Adopted Phase: Planning Est. Completion Date: December 2023				
Impact Fees - Parks		\$300,000	\$300,000	\$0	\$0	\$0	\$0	\$0	\$0
Total Sources of Funding		\$300,000	\$300,000	\$0	\$0	\$0	\$0	\$0	\$0
Total Estimated Costs		\$300,000							
Total Unfunded		\$0							
Total Est. Annual Operating Impact		Minimal							
40-P-20-0673 Buena Vista Park Impact Resistant Windows and Doors Installation <i>Replace all windows and doors at park facilities with Impact Resistant Glass. Installation will prevent damage in future storm conditions. 1 Window, 1 Door</i>					District: Status: Future Consideration Phase: Planning Est. Completion Date: December 2023				

Sources and Estimated Costs by Department

Parks and Recreation

Project No.	Project Title	Totals	Prior Years	Current 2023-24	Future Estimates				
					2024-25	2025-26	2026-27	2027-28	2028-29
No Funding Allocated		\$0	\$0	\$0	\$0	\$0	\$0	\$0	\$0
Total Sources of Funding		\$0	\$0	\$0	\$0	\$0	\$0	\$0	\$0
Total Estimated Costs		\$10,000							
Total Unfunded		\$10,000					Funding Status: Unfunded		
							<i>Actuals:</i>	\$0	
Total Est. Annual Operating Impact		\$0					<i>Encumbrances:</i>	\$0	
40-P-20-0378	Carrie P. Meek Senior Center Enhancements								
40-B203516									
<i>Park Enhancements and Improvements</i>									
								District: 5	
								Status: Adopted	
								Phase: Planning	
								Est. Completion Date: December 2023	
Impact Fees - Parks		\$610,000	\$610,000	\$0	\$0	\$0	\$0	\$0	\$0
Total Sources of Funding		\$610,000	\$610,000	\$0	\$0	\$0	\$0	\$0	\$0
Total Estimated Costs		\$610,000							
Total Unfunded		\$0					Funding Status: Fully Funded		
							<i>Actuals:</i>	\$184,434	
Total Est. Annual Operating Impact		Minimal					<i>Encumbrances:</i>	\$210,315	
40-P-20-0674	Charles Hadley Building - Elevated Generator								
<i>Installation of a generator to allow facility to open immediately after a disaster in order to provide public support services such as food distribution, child care, donation collection etc.</i>									
								District:	
								Status: Future Consideration	
								Phase: Planning	
								Est. Completion Date: December 2023	
No Funding Allocated		\$0	\$0	\$0	\$0	\$0	\$0	\$0	\$0
Total Sources of Funding		\$0	\$0	\$0	\$0	\$0	\$0	\$0	\$0
Total Estimated Costs		\$175,000							
Total Unfunded		\$175,000					Funding Status: Unfunded		
							<i>Actuals:</i>	\$0	
Total Est. Annual Operating Impact		\$0					<i>Encumbrances:</i>	\$0	
40-P-18-0238	Charles Hadley Park General Plan and Enhancements								
40-B183506									
<i>Roof replacement for pool building.</i>									
								District: 5	
								Status: Active	
								Phase: Final Completion	
								Est. Completion Date: December 2023	

Sources and Estimated Costs by Department

Parks and Recreation

Project No.	Project Title	Totals	Prior Years	Current 2023-24	Future Estimates				
					2024-25	2025-26	2026-27	2027-28	2028-29
	Contribution from General Fund 3	\$200,816	\$200,816	\$0	\$0	\$0	\$0	\$0	\$0
	Impact Fees - Parks	\$590,000	\$590,000	\$0	\$0	\$0	\$0	\$0	\$0
	Impact Fees 2	\$243,248	\$243,248	\$0	\$0	\$0	\$0	\$0	\$0
Total Sources of Funding		\$1,034,064	\$1,034,064	\$0	\$0	\$0	\$0	\$0	\$0
Total Estimated Costs		\$1,034,064							
Total Unfunded		\$0					Funding Status:	Fully Funded	
							Actuals:	\$816,885	
Total Est. Annual Operating Impact		Minimal					Encumbrances:	\$216,291	
40-P-21-0015	Charles Hadley Pool Sand Filtration System						District: 5		
40-B223505							Status: Adopted		
Replace, convert, and upgrade existing DE Filters to Fully Automatic Hi-Rate Sand Filter System with Interactive BECSYS 7 Pump Room Controller						Phase: Planning			
						Est. Completion Date: December 2023			
	Impact Fees - Parks	\$200,000	\$200,000	\$0	\$0	\$0	\$0	\$0	\$0
Total Sources of Funding		\$200,000	\$200,000	\$0	\$0	\$0	\$0	\$0	\$0
Total Estimated Costs		\$200,000							
Total Unfunded		\$0					Funding Status:	Fully Funded	
							Actuals:	\$4,995	
Total Est. Annual Operating Impact		Minimal					Encumbrances:	\$4,995	
40-P-22-0009	City Cemetery Structural Improvements						District: 5		
40-B223514							Status: Adopted		
Assessment of current structures to be performed. Renovate or replace existing maintenance building to allow for adequate equipment storage, and upgrade outdated restroom facility address numerous complaints from park patrons.						Phase: Planning			
						Est. Completion Date: December 2023			
	Contribution from Special Revenue Fund	\$100,000	\$100,000	\$0	\$0	\$0	\$0	\$0	\$0
Total Sources of Funding		\$100,000	\$100,000	\$0	\$0	\$0	\$0	\$0	\$0
Total Estimated Costs		\$100,000							
Total Unfunded		\$0					Funding Status:	Fully Funded	
							Actuals:	\$0	
Total Est. Annual Operating Impact		Minimal					Encumbrances:	\$69,951	

Parks and Recreation

125

Sources and Estimated Costs by Department

Parks and Recreation

Project No.	Project Title	Totals	Prior Years	Current 2023-24	Future Estimates				
					2024-25	2025-26	2026-27	2027-28	2028-29
	American Rescue Plan Act	\$2,000,000	\$2,000,000	\$0	\$0	\$0	\$0	\$0	\$0
	Contribution from General Fund 3	\$150,000	\$150,000	\$0	\$0	\$0	\$0	\$0	\$0
	Contribution from General Fund-SSL	\$63	\$63	\$0	\$0	\$0	\$0	\$0	\$0
	Homeland Defense Bond Series 3	\$30,937	\$30,937	\$0	\$0	\$0	\$0	\$0	\$0
	Impact Fees - Parks	\$1,087,456	\$1,087,456	\$0	\$0	\$0	\$0	\$0	\$0
	Impact Fees 2	\$2,076,439	\$2,076,439	\$0	\$0	\$0	\$0	\$0	\$0
Total Sources of Funding		\$5,344,895	\$5,344,895	\$0	\$0	\$0	\$0	\$0	\$0
Total Estimated Costs		\$5,344,895							
Total Unfunded		\$0					Funding Status:	Fully Funded	
							Actuals:	\$3,083,030	
Total Est. Annual Operating Impact		Minimal					Encumbrances:	\$50,490	
40-P-20-0328	Citywide Park Facility AC Replacement						District: Citywide		
40-B173524							Status: Active		
Replacement of air conditioning units which are longer functioning at capacity at various Citywide parks						Phase: Planning			
						Est. Completion Date: December 2023			
	Contribution from General Fund 3	\$1,028,854	\$1,028,854	\$0	\$0	\$0	\$0	\$0	\$0
Total Sources of Funding		\$1,028,854	\$1,028,854	\$0	\$0	\$0	\$0	\$0	\$0
Total Estimated Costs		\$1,028,854							
Total Unfunded		\$0					Funding Status:	Fully Funded	
							Actuals:	\$799,627	
Total Est. Annual Operating Impact		Minimal					Encumbrances:	\$121,265	
40-P-20-0369	Citywide Park Facility Roof Repair						District: Citywide		
40-B173525							Status: Active		
Repairs and maintenance of deteriorated roofs at various Citywide parks						Phase: Administrative Close-Out			
						Est. Completion Date: December 2023			

Sources and Estimated Costs by Department

Parks and Recreation

Project No.	Project Title	Totals	Prior Years	Current 2023-24	Future Estimates				
					2024-25	2025-26	2026-27	2027-28	2028-29
	Contribution from General Fund 3	\$171,000	\$171,000	\$0	\$0	\$0	\$0	\$0	\$0
	Contribution from Special Revenue Fund	\$25,000	\$25,000	\$0	\$0	\$0	\$0	\$0	\$0
Total Sources of Funding		\$196,000	\$196,000	\$0	\$0	\$0	\$0	\$0	\$0
Total Estimated Costs		\$196,000							
Total Unfunded		\$0					Funding Status:	Fully Funded	
							Actuals:	\$171,000	
Total Est. Annual Operating Impact		Minimal					Encumbrances:	\$7,419	
40-P-20-0788	Citywide Park General Plans						District: Citywide		
							Status: Future Consideration		
General Site Plans needed to facilitate redesign and updates to various park locations - Kinloch Park, Juan Pablo Duarte Park, Margaret Pace, Peacock Park, Esther Mae Armbrister Park, and Shenandoah Park.							Phase: Planning		
							Est. Completion Date: April 2025		
No Funding Allocated	\$0	\$0	\$0	\$0	\$0	\$0	\$0	\$0	\$0
Total Sources of Funding		\$0	\$0	\$0	\$0	\$0	\$0	\$0	\$0
Total Estimated Costs		\$327,000							
Total Unfunded		\$327,000					Funding Status:	Unfunded	
							Actuals:	\$0	
Total Est. Annual Operating Impact		Minimal					Encumbrances:	\$0	
40-P-20-0333	Citywide Park Restroom Remodel						District: 1		
40-B173722							Status: Active		
Remodel, repair, and maintain restrooms at City parks							Phase: Design		
							Est. Completion Date: December 2023		
Sanitary Sewer Non-Bond	\$823,768	\$823,768	\$0	\$0	\$0	\$0	\$0	\$0	\$0
Total Sources of Funding		\$823,768	\$823,768	\$0	\$0	\$0	\$0	\$0	\$0
Total Estimated Costs		\$2,071,350							
Total Unfunded		\$1,247,582					Funding Status:	Partial	
							Actuals:	\$514,338	
Total Est. Annual Operating Impact		Minimal					Encumbrances:	\$5,195	

Sources and Estimated Costs by Department

Parks and Recreation

Project No.	Project Title	Totals	Prior Years	Current 2023-24	Future Estimates				
					2024-25	2025-26	2026-27	2027-28	2028-29
40-P-20-0323	Citywide Park Safety Enhancements								
40-B17350									
Citywide Park Safety Enhancements							District: Citywide		
							Status: Active		
							Phase: Planning		
							Est. Completion Date: December 2023		
Impact Fees - Parks		\$2,010,100	\$1,260,100	\$750,000	\$0	\$0	\$0	\$0	\$0
Total Sources of Funding		\$2,010,100	\$1,260,100	\$750,000	\$0	\$0	\$0	\$0	\$0
Total Estimated Costs		\$2,010,100							
Total Unfunded		\$0					Funding Status: Fully Funded		
							Actuals: \$1,161,082		
Total Est. Annual Operating Impact		Minimal					Encumbrances: \$57,395		
40-P-19-0205	Citywide Parks Access and Mobility Renovations								
40-B193508									
Renovate and improve park access and mobility within 24 parks throughout the city, as outlined in the Bond Tranche 1 back up documentation.							District: Citywide		
							Status: Active		
							Phase: Construction		
							Est. Completion Date: December 2023		
Miami Forever Bonds - Parks S1A		\$2,212,000	\$2,212,000	\$0	\$0	\$0	\$0	\$0	\$0
Total Sources of Funding		\$2,212,000	\$2,212,000	\$0	\$0	\$0	\$0	\$0	\$0
Total Estimated Costs		\$2,212,000							
Total Unfunded		\$0					Funding Status: Fully Funded		
							Actuals: \$2,191,637		
Total Est. Annual Operating Impact		Minimal					Encumbrances: \$20,164		
40-P-19-0206	Citywide Parks Playground Renovations								
40-B193509									
Renovate, replace, and improve park playgrounds within 7 parks throughout the city, as outlined in the Bond Tranche 1 back up documentation.							District: Citywide		
							Status: Active		
							Phase: Pre-Construction		
							Est. Completion Date: December 2023		
Miami Forever Bonds - Parks S1A		\$2,788,200	\$2,788,200	\$0	\$0	\$0	\$0	\$0	\$0
Total Sources of Funding		\$2,788,200	\$2,788,200	\$0	\$0	\$0	\$0	\$0	\$0
Total Estimated Costs		\$2,788,200							
Total Unfunded		\$0					Funding Status: Fully Funded		
							Actuals: \$2,615,504		
Total Est. Annual Operating Impact		Minimal					Encumbrances: \$172,696		

Sources and Estimated Costs by Department

Parks and Recreation

Project No.	Project Title	Totals	Prior Years	Current 2023-24	Future Estimates				
					2024-25	2025-26	2026-27	2027-28	2028-29
40-P-20-0356 40-B203511	Citywide Parks Repair and Replacement								
	<i>Citywide repair and replacement projects to include awning replacements, indoor fitness equipment, computer equipment, outdoor site furnishings, indoor office furniture, and pool pumps.</i>								
Contribution from General Fund 3		\$340,000	\$340,000	\$0	\$0	\$0	\$0	\$0	\$0
Total Sources of Funding		\$340,000	\$340,000	\$0	\$0	\$0	\$0	\$0	\$0
Total Estimated Costs		\$500,000							
Total Unfunded		\$160,000							
Total Est. Annual Operating Impact		Minimal							
40-P-20-0379 40-B203522	Citywide Parks Repair, Replacement and Improvements								
	<i>Park Enhancements and Improvements</i>								
Contribution from General Fund 3		\$155,960	\$155,960	\$0	\$0	\$0	\$0	\$0	\$0
Total Sources of Funding		\$155,960	\$155,960	\$0	\$0	\$0	\$0	\$0	\$0
Total Estimated Costs		\$160,000							
Total Unfunded		\$4,040							
Total Est. Annual Operating Impact		Minimal							
40-P-19-0207 40-B193510	City-wide Parks Roofing Reconstruction								
	<i>Renovate and/or re-roof buildings within 10 parks throughout the city, as outlined in the Bond Tranche 1 back up documentation.</i>								
Miami Forever Bonds - Parks S1A		\$655,400	\$655,400	\$0	\$0	\$0	\$0	\$0	\$0
Total Sources of Funding		\$655,400	\$655,400	\$0	\$0	\$0	\$0	\$0	\$0
Total Estimated Costs		\$655,400							
Total Unfunded		\$0							
Total Est. Annual Operating Impact		Minimal							

Sources and Estimated Costs by Department

Parks and Recreation

Project No.	Project Title	Totals	Prior Years	Current 2023-24	Future Estimates				
					2024-25	2025-26	2026-27	2027-28	2028-29
40-P-20-0331	Citywide Parks Wayfinding								
40-B17355									
<i>Design, purchase, and installation of standardized wayfinding and signage at Citywide parks</i>							District: Citywide		
							Status: Active		
							Phase: Design		
							Est. Completion Date: December 2023		
Impact Fees - Parks		\$500,000	\$500,000	\$0	\$0	\$0	\$0	\$0	\$0
Total Sources of Funding		\$500,000	\$500,000	\$0	\$0	\$0	\$0	\$0	\$0
Total Estimated Costs		\$500,000							
Total Unfunded		\$0					Funding Status: Fully Funded		
							<i>Actuals:</i> \$4,994		
Total Est. Annual Operating Impact		Minimal					<i>Encumbrances:</i> \$64,005		
40-P-20-0771	Citywide PIP Repair and Replacement								
<i>Repair and/or replace existing damaged Pour-In-Place surface at various park playgrounds to address safety concerns and extend the life of existing playgrounds.</i>							District: Citywide		
							Status: Future Consideration		
							Phase: Planning		
							Est. Completion Date: April 2024		
No Funding Allocated		\$0	\$0	\$0	\$0	\$0	\$0	\$0	\$0
Total Sources of Funding		\$0	\$0	\$0	\$0	\$0	\$0	\$0	\$0
Total Estimated Costs		\$150,000							
Total Unfunded		\$150,000					Funding Status: Unfunded		
							<i>Actuals:</i> \$0		
Total Est. Annual Operating Impact		Minimal					<i>Encumbrances:</i> \$0		
40-P-20-0326	Citywide Playground Enhancements								
40-B17352									
<i>Replacement of playgrounds and shade structures at various Citywide parks</i>							District: Citywide		
							Status: Active		
							Phase: Design		
							Est. Completion Date: December 2023		

Sources and Estimated Costs by Department

Parks and Recreation

Project No.	Project Title	Totals	Prior Years	Current 2023-24	Future Estimates				
					2024-25	2025-26	2026-27	2027-28	2028-29
Contribution from General Fund 3		\$755,354	\$755,354	\$0	\$0	\$0	\$0	\$0	\$0
Impact Fees - Parks		\$1,505,000	\$1,300,000	\$205,000	\$0	\$0	\$0	\$0	\$0
Impact Fees 2		\$13,401	\$13,401	\$0	\$0	\$0	\$0	\$0	\$0
Total Sources of Funding		\$2,273,754	\$2,068,754	\$205,000	\$0	\$0	\$0	\$0	\$0
Total Estimated Costs		\$2,068,754							
Total Unfunded		(\$205,000)							
Total Est. Annual Operating Impact		Minimal							
					Funding Status: Fully Funded Actuals: \$1,716,818 Encumbrances: \$327,101				
40-P-20-0327	Citywide Playground Replacement								
40-B173523									
Replacement and maintenance of playground equipment at City parks					District: Citywide Status: Active Phase: Construction Est. Completion Date: December 2023				
Contribution from General Fund 3		\$129,428	\$129,428	\$0	\$0	\$0	\$0	\$0	\$0
Total Sources of Funding		\$129,428	\$129,428	\$0	\$0	\$0	\$0	\$0	\$0
Total Estimated Costs		\$146,732							
Total Unfunded		\$17,304							
Total Est. Annual Operating Impact		Minimal							
					Funding Status: Partial Actuals: \$127,028 Encumbrances: \$2,400				
40-P-20-0325	Citywide Pool Enhancements and Master Plan								
40-B173517									
Enhancements to the pool facilities at citywide parks as well as a Master Plan Study					District: Citywide Status: Active Phase: Planning Est. Completion Date: December 2023				
Impact Fees - Parks		\$750,000	\$750,000	\$0	\$0	\$0	\$0	\$0	\$0
Total Sources of Funding		\$750,000	\$750,000	\$0	\$0	\$0	\$0	\$0	\$0
Total Estimated Costs		\$750,000							
Total Unfunded		\$0							
Total Est. Annual Operating Impact		Minimal							
					Funding Status: Fully Funded Actuals: \$750,000 Encumbrances: \$0				

Sources and Estimated Costs by Department

Parks and Recreation

Project No.	Project Title	Totals	Prior Years	Current 2023-24	Future Estimates				
					2024-25	2025-26	2026-27	2027-28	2028-29
40-P-20-0337 40-B183512	Citywide Pool Structural Improvements								
<i>Structural improvements needed at pool facilities at various Citywide parks</i>							District: Citywide Status: Active Phase: Planning Est. Completion Date: December 2023		
Contribution from General Fund 3		\$279,839	\$279,839	\$0	\$0	\$0	\$0	\$0	\$0
Total Sources of Funding		\$279,839	\$279,839	\$0	\$0	\$0	\$0	\$0	\$0
Total Estimated Costs		\$279,839							
Total Unfunded		\$1					Funding Status:	Partial	
							<i>Actuals:</i>	\$6,139	
Total Est. Annual Operating Impact		Minimal					<i>Encumbrances:</i>	\$0	
40-P-21-0032 40-B213513	College Football Entities Projects at Moore Park								
<i>College Football Entities project at Moore Park</i>							District: 5 Status: Adopted Phase: Planning Est. Completion Date: December 2023		
Contribution from General Fund 3		\$500,000	\$500,000	\$0	\$0	\$0	\$0	\$0	\$0
Impact Fees - Parks		\$250,000	\$0	\$250,000	\$0	\$0	\$0	\$0	\$0
Total Sources of Funding		\$750,000	\$500,000	\$250,000	\$0	\$0	\$0	\$0	\$0
Total Estimated Costs		\$750,000							
Total Unfunded		\$0					Funding Status:	Fully Funded	
							<i>Actuals:</i>	\$0	
Total Est. Annual Operating Impact		\$0					<i>Encumbrances:</i>	\$0	
40-P-20-0620 40-B213603	Commodore Trail Master Plan and Improvements								
<i>Commodore Trail Master Plan and Improvements</i>							District: Citywide Status: Active Phase: Planning Est. Completion Date: December 2023		

Sources and Estimated Costs by Department

Parks and Recreation

Project No.	Project Title	Totals	Prior Years	Current 2023-24	Future Estimates				
					2024-25	2025-26	2026-27	2027-28	2028-29
	Contribution from Special Revenue Fund	\$141,788	\$141,788	\$0	\$0	\$0	\$0	\$0	\$0
	Miami-Dade County Transportation and Public Works	\$1,300,000	\$1,300,000	\$0	\$0	\$0	\$0	\$0	\$0
Total Sources of Funding		\$1,441,788	\$1,441,788	\$0	\$0	\$0	\$0	\$0	\$0
Total Estimated Costs		\$2,000,000							
Total Unfunded		\$558,212					Funding Status:	Partial	
							Actuals:	\$327,781	
Total Est. Annual Operating Impact		\$0					Encumbrances:	\$241,447	
40-P-23-0012	Construction Management at Risk (CMAR) Services for West End Park						District: 4		
40-B183505A							Status: Active		
Construction Management at Risk (CMAR) Services for West End Park						Phase: Planning			
						Est. Completion Date: March 2025			
	Miami Forever Bonds - Parks S2A	\$6,000,000	\$6,000,000	\$0	\$0	\$0	\$0	\$0	\$0
Total Sources of Funding		\$6,000,000	\$6,000,000	\$0	\$0	\$0	\$0	\$0	\$0
Total Estimated Costs		\$6,000,000							
Total Unfunded		\$0					Funding Status:	Fully Funded	
							Actuals:	\$0	
Total Est. Annual Operating Impact		Minimal					Encumbrances:	\$74,500	
40-P-20-0348	Coral Gate Parks Improvements and Enhancements						District: 4		
40-B193524							Status: Active		
Fitness court replacement, walkway improvements, aging park ammenity replacement and maintenance shed access modification						Phase: Administrative Close-Out			
						Est. Completion Date: December 2023			
	Impact Fees - Parks	\$174,572	\$174,572	\$0	\$0	\$0	\$0	\$0	\$0
	Impact Fees 2	\$50,000	\$50,000	\$0	\$0	\$0	\$0	\$0	\$0
Total Sources of Funding		\$224,572	\$224,572	\$0	\$0	\$0	\$0	\$0	\$0
Total Estimated Costs		\$224,572							
Total Unfunded		\$0					Funding Status:	Fully Funded	
							Actuals:	\$224,572	
Total Est. Annual Operating Impact		Minimal					Encumbrances:	\$0	

Sources and Estimated Costs by Department

Parks and Recreation

Project No.	Project Title	Totals	Prior Years	Current 2023-24	Future Estimates				
					2024-25	2025-26	2026-27	2027-28	2028-29
40-P-19-0211	Coral Way Park Expansion and Enhancements								
40-B193514									
Expansion of the playground for children 2-5, water fountain, new rubber playground surface shading new concrete wall, additional landscape and benches.							District: 3		
							Status: Active		
							Phase: Design		
							Est. Completion Date: December 2023		
Miami Forever Bonds - Parks S1A		\$925,000	\$925,000	\$0	\$0	\$0	\$0	\$0	\$0
Total Sources of Funding		\$925,000	\$925,000	\$0	\$0	\$0	\$0	\$0	\$0
Total Estimated Costs		\$2,236,345							
Total Unfunded		\$1,311,345					Funding Status: Partial		
							Actuals: \$230,432		
Total Est. Annual Operating Impact		Minimal					Encumbrances: \$154,167		
40-P-20-0791	Crescent Park Improvements								
40-B203525									
Design and construction of park and ROW improvements for street crossing located at the intersection of NE 18 Street and NE 4th Avenue. Improvements include: street crossing , landscaping, benches, dog station, irrigation, low lights for walkway							District: 2		
							Status: Active		
							Phase: Administrative Close-Out		
							Est. Completion Date: December 2023		
OMNI CRA Contribution		\$693,000	\$693,000	\$0	\$0	\$0	\$0	\$0	\$0
Total Sources of Funding		\$693,000	\$693,000	\$0	\$0	\$0	\$0	\$0	\$0
Total Estimated Costs		\$1,024,549							
Total Unfunded		\$331,549					Funding Status: Partial		
							Actuals: \$61,207		
Total Est. Annual Operating Impact		Minimal					Encumbrances: \$0		
40-P-20-0461	Crystal View Court Seawall Replacement - Phase I								
40-B203602									
Replacement of end of street seawall							District: 2		
							Status: Adopted		
							Phase: Planning		
							Est. Completion Date: December 2023		
Contribution from Special Revenue Fund		\$27,000	\$27,000	\$0	\$0	\$0	\$0	\$0	\$0
Total Sources of Funding		\$27,000	\$27,000	\$0	\$0	\$0	\$0	\$0	\$0
Total Estimated Costs		\$27,000							
Total Unfunded		\$0					Funding Status: Fully Funded		
							Actuals: \$0		
Total Est. Annual Operating Impact		Minimal					Encumbrances: \$0		

Sources and Estimated Costs by Department

Parks and Recreation

Project No.	Project Title	Totals	Prior Years	Current 2023-24	Future Estimates				
					2024-25	2025-26	2026-27	2027-28	2028-29
40-P-22-0001	Cuban Memorial Boulevard Park Improvements and Enhancements								
40-B223519									
<i>Refurbishment and upgrades of multiple monuments/site furnishings including general contractor's SOW (concrete paving, refinish walls, repair stucco, etc.), artwork restoration, & site furnishings such as concrete benches with art.</i>							District: 3 Status: Adopted Phase: Planning Est. Completion Date: December 2023		
Contribution from General Fund 3		\$134,165	\$134,165	\$0	\$0	\$0	\$0	\$0	\$0
Impact Fees - Parks		\$500,000	\$500,000	\$0	\$0	\$0	\$0	\$0	\$0
Total Sources of Funding		\$634,165	\$634,165	\$0	\$0	\$0	\$0	\$0	\$0
Total Estimated Costs		\$634,165							
Total Unfunded		\$0							
Total Est. Annual Operating Impact		Minimal							
							Funding Status: Fully Funded Actuals: \$84,560 Encumbrances: \$0		
40-P-19-0208	Curtis Park Community Center Design								
40-B193511									
<i>Design for a new community center at Curtis Park - based off of modification of existing West End Community Center Design</i>							District: 1 Status: Active Phase: Dry-Run/Permit Est. Completion Date: January 2025		
American Rescue Plan Act		\$700,000	\$700,000	\$0	\$0	\$0	\$0	\$0	\$0
Impact Fees - Parks		\$782,000	\$782,000	\$0	\$0	\$0	\$0	\$0	\$0
Miami Forever Bonds - Parks S1A		\$400,000	\$400,000	\$0	\$0	\$0	\$0	\$0	\$0
Total Sources of Funding		\$1,882,000	\$1,882,000	\$0	\$0	\$0	\$0	\$0	\$0
Total Estimated Costs		\$13,518,350							
Total Unfunded		\$11,636,350							
Total Est. Annual Operating Impact		Minimal							
							Funding Status: Partial Actuals: \$648,081 Encumbrances: \$242,488		
40-P-00-0251	Curtis Park Environmental Remediation Project								
40-B40610									
<i>Remediation of contaminated soil</i>							District: 1 Status: Active Phase: Administrative Close-Out Est. Completion Date: December 2023		

Sources and Estimated Costs by Department

Parks and Recreation

Project No.	Project Title	Totals	Prior Years	Current 2023-24	Future Estimates				
					2024-25	2025-26	2026-27	2027-28	2028-29
Contribution from General Fund 3		\$2,414,707	\$2,414,707	\$0	\$0	\$0	\$0	\$0	\$0
Environmental Remediation Loan		\$4,447,593	\$4,447,593	\$0	\$0	\$0	\$0	\$0	\$0
Total Sources of Funding		\$6,862,300	\$6,862,300	\$0	\$0	\$0	\$0	\$0	\$0
Total Estimated Costs		\$6,862,300							
Total Unfunded		\$0							
Total Est. Annual Operating Impact		Minimal							

Funding Status: Fully Funded

Actuals: \$6,845,854

Encumbrances: \$12,241

40-P-00-0053 Curtis Park New Pool Facility and Boat Ramp - Sanitary Sewer Component
40-B35806S

District: 1

Status: Active

Phase: Final Completion

Demolish the existing pool facility, construct a new swimming pool facility and rehabilitate the boat ramp facility - Sewer Component

Est. Completion Date: December 2023

Sanitary Sewer Non-Bond		\$663,525	\$663,525	\$0	\$0	\$0	\$0	\$0	\$0
Total Sources of Funding		\$663,525	\$663,525	\$0	\$0	\$0	\$0	\$0	\$0
Total Estimated Costs		\$663,525							
Total Unfunded		\$0							
Total Est. Annual Operating Impact		Minimal							

Funding Status: Fully Funded

Actuals: \$663,525

Encumbrances: \$0

40-P-00-0052 Curtis Park New Pool Facility and Boat Ramp Improvement
40-B35806

District: 1

Status: Active

Phase: Final Completion

Demolish the existing pool facility, construct a new swimming pool facility and rehabilitate the boat ramp facility

Est. Completion Date: December 2023

Sources and Estimated Costs by Department

Parks and Recreation

Project No.	Project Title	Totals	Prior Years	Current 2023-24	Future Estimates				
					2024-25	2025-26	2026-27	2027-28	2028-29
Contribution from General Fund 3		\$1,881,313	\$1,881,313	\$0	\$0	\$0	\$0	\$0	\$0
Contribution from General Fund-SSL		\$482,360	\$482,360	\$0	\$0	\$0	\$0	\$0	\$0
Florida Inland Navigation District		\$190,050	\$190,050	\$0	\$0	\$0	\$0	\$0	\$0
Homeland Defense Bond		\$2,768	\$2,768	\$0	\$0	\$0	\$0	\$0	\$0
Homeland Defense Bond Series 2		\$85,683	\$85,683	\$0	\$0	\$0	\$0	\$0	\$0
Homeland Defense Bond Series 3		\$260,475	\$260,475	\$0	\$0	\$0	\$0	\$0	\$0
Impact Fees 1		\$9,295	\$9,295	\$0	\$0	\$0	\$0	\$0	\$0
Impact Fees 2		\$2,844,680	\$2,844,680	\$0	\$0	\$0	\$0	\$0	\$0
Sunshine State Government Financing Commission Loan #2		\$132,620	\$132,620	\$0	\$0	\$0	\$0	\$0	\$0
Total Sources of Funding		\$5,889,245	\$5,889,245	\$0	\$0	\$0	\$0	\$0	\$0
Total Estimated Costs		\$5,889,244							
Total Unfunded		(\$1)							
Total Est. Annual Operating Impact		Minimal							
					Funding Status: Fully Funded Actuals: \$5,398,120 Encumbrances: \$404,600				
40-P-00-0054	Curtis Park New Swimming Pool - Furniture, Fixtures and Equipment								
40-B35808B									
<i>Furniture, fixture, equipment</i>					District: 1 Status: Active Phase: Final Completion Est. Completion Date: December 2023				
Impact Fees 2		\$50,000	\$50,000	\$0	\$0	\$0	\$0	\$0	\$0
Total Sources of Funding		\$50,000	\$50,000	\$0	\$0	\$0	\$0	\$0	\$0
Total Estimated Costs		\$50,000							
Total Unfunded		\$0							
Total Est. Annual Operating Impact		Minimal							
					Funding Status: Fully Funded Actuals: \$26,345 Encumbrances: \$6,041				
40-P-20-0332	Curtis Park Restroom Remodel								
40-B173718									
<i>Remodel, repair, and maintain Curtis Park restrooms</i>					District: 1 Status: Adopted Phase: Planning Est. Completion Date: December 2023				

Sources and Estimated Costs by Department

Parks and Recreation

Project No.	Project Title	Totals	Prior Years	Current 2023-24	Future Estimates				
					2024-25	2025-26	2026-27	2027-28	2028-29
Sanitary Sewer Non-Bond		\$22,266	\$22,266	\$0	\$0	\$0	\$0	\$0	\$0
Total Sources of Funding		\$22,266	\$22,266	\$0	\$0	\$0	\$0	\$0	\$0
Total Estimated Costs		\$100,000							
Total Unfunded		\$77,734					Funding Status:	Partial	
							<i>Actuals:</i>	\$22,266	
Total Est. Annual Operating Impact		Minimal					<i>Encumbrances:</i>	\$0	
50-P-22-0001	CW Lightning Prediction System							District:	Citywide
40-B223516								Status:	Adopted
<i>To allow the facilities to accurately predict lightning to ensure the safety of staff and users. First phase of funding will address pool location needs.</i>							Phase:	Planning	
							Est. Completion Date:	December 2023	
Contribution from Special Revenue Fund		\$100,000	\$100,000	\$0	\$0	\$0	\$0	\$0	\$0
Total Sources of Funding		\$100,000	\$100,000	\$0	\$0	\$0	\$0	\$0	\$0
Total Estimated Costs		\$100,000							
Total Unfunded		\$0					Funding Status:	Fully Funded	
							<i>Actuals:</i>	\$0	
Total Est. Annual Operating Impact		\$0					<i>Encumbrances:</i>	\$0	
60-P-21-0000	Deadlined Equipment - Grounds Maintenance							District:	Citywide
40-B193525								Status:	Adopted
<i>Replacement of deadlined equipment for grounds maintenance</i>							Phase:	Planning	
							Est. Completion Date:	December 2023	
Contribution from General Fund 3		\$83,457	\$83,457	\$0	\$0	\$0	\$0	\$0	\$0
Contribution from Special Revenue Fund		\$509,000	\$509,000	\$0	\$0	\$0	\$0	\$0	\$0
Total Sources of Funding		\$592,457	\$592,457	\$0	\$0	\$0	\$0	\$0	\$0
Total Estimated Costs		\$592,457							
Total Unfunded		\$0					Funding Status:	Fully Funded	
							<i>Actuals:</i>	\$574,732	
Total Est. Annual Operating Impact		Minimal					<i>Encumbrances:</i>	\$1,313	

Parks and Recreation

139

Sources and Estimated Costs by Department

Parks and Recreation

Project No.	Project Title	Totals	Prior Years	Current 2023-24	Future Estimates				
					2024-25	2025-26	2026-27	2027-28	2028-29
Contribution from General Fund 3		\$2,135,324	\$2,135,324	\$0	\$0	\$0	\$0	\$0	\$0
Impact Fees 2		\$447,865	\$447,865	\$0	\$0	\$0	\$0	\$0	\$0
Total Sources of Funding		\$2,583,189	\$2,583,189	\$0	\$0	\$0	\$0	\$0	\$0
Total Estimated Costs		\$253,279							
Total Unfunded		(\$2,329,910)					Funding Status: Fully Funded		
							<i>Actuals:</i> \$529,157		
Total Est. Annual Operating Impact		Minimal					<i>Encumbrances:</i> \$211,036		
40-P-17-0136	District 4 Mini Parks						District: 4		
40-B173514							Status: Active		
	<i>Conceptual Design, Construction Documents and Construction for 2 mini parks</i>						Phase: Administrative Close-Out		
							Est. Completion Date: December 2023		
Contribution from General Fund 3		\$50,000	\$50,000	\$0	\$0	\$0	\$0	\$0	\$0
Contribution from General Fund-SSL		\$119,862	\$119,862	\$0	\$0	\$0	\$0	\$0	\$0
Impact Fees - Parks		\$797,685	\$797,685	\$0	\$0	\$0	\$0	\$0	\$0
Total Sources of Funding		\$967,546	\$967,546	\$0	\$0	\$0	\$0	\$0	\$0
Total Estimated Costs		\$967,862							
Total Unfunded		\$315					Funding Status: Partial		
							<i>Actuals:</i> \$965,752		
Total Est. Annual Operating Impact		\$68,000					<i>Encumbrances:</i> \$1,795		
50-P-21-0007	District 4 Park and Affordable Housing Land Acquisition						District: 4		
40-B213414							Status: Active		
	<i>Land Acquisition for District 4 Parks and Affordable housing</i>						Phase: Final Completion		
							Est. Completion Date: December 2023		

Sources and Estimated Costs by Department

Parks and Recreation

Project No.	Project Title	Totals	Prior Years	Current 2023-24	Future Estimates				
					2024-25	2025-26	2026-27	2027-28	2028-29
Contribution from General Fund 3		\$1	\$1	\$0	\$0	\$0	\$0	\$0	\$0
Impact Fees - Parks		\$415,000	\$415,000	\$0	\$0	\$0	\$0	\$0	\$0
Impact Fees 2		\$676,966	\$676,966	\$0	\$0	\$0	\$0	\$0	\$0
Miami Forever Bonds - Parks S2A		\$1,000,000	\$1,000,000	\$0	\$0	\$0	\$0	\$0	\$0
Total Sources of Funding		\$2,091,967	\$2,091,967	\$0	\$0	\$0	\$0	\$0	\$0
Total Estimated Costs		\$2,091,967							
Total Unfunded		\$0					Funding Status:	Fully Funded	
							Actuals:	\$960,963	
Total Est. Annual Operating Impact		\$0					Encumbrances:	\$11,649	
40-P-20-0710	Dog Run Park						District:	4	
40-B193522A							Status:	Active	
Construction of a 8,000 SF park to include enclosure, seating area, water fountains, lighting, walkway and site furnishing. ROW scope of work to include street enclosure of SW 26th street and roadway improvements							Phase:	Design	
							Est. Completion Date:	December 2023	
Contribution from General Fund-SSL		\$213,000	\$213,000	\$0	\$0	\$0	\$0	\$0	\$0
Impact Fees 2		\$6,094	\$6,094	\$0	\$0	\$0	\$0	\$0	\$0
Miami Forever Bonds - Parks S2A		\$350,000	\$350,000	\$0	\$0	\$0	\$0	\$0	\$0
Total Sources of Funding		\$569,094	\$569,094	\$0	\$0	\$0	\$0	\$0	\$0
Total Estimated Costs		\$1,116,076							
Total Unfunded		\$546,982					Funding Status:	Partial	
							Actuals:	\$103,799	
Total Est. Annual Operating Impact		Minimal					Encumbrances:	\$121,355	
40-P-20-0262	Domino Park - Concrete Floor Repair and FFE Replacement						District:	3	
40-B203503							Status:	Active	
Concrete Floor Repairs and FFE Replacement							Phase:	A/E Selection	
							Est. Completion Date:	December 2023	
Contribution from General Fund 3		\$13,835	\$13,835	\$0	\$0	\$0	\$0	\$0	\$0
Total Sources of Funding		\$13,835	\$13,835	\$0	\$0	\$0	\$0	\$0	\$0
Total Estimated Costs		\$712,000							
Total Unfunded		\$698,165					Funding Status:	Partial	
							Actuals:	\$13,835	
Total Est. Annual Operating Impact		(\$8,000)					Encumbrances:	\$0	

Sources and Estimated Costs by Department

Parks and Recreation

Project No.	Project Title	Totals	Prior Years	Current 2023-24	Future Estimates				
					2024-25	2025-26	2026-27	2027-28	2028-29
40-P-20-0677	Douglas Building Elevated Generator								
							District:		
							Status: Future Consideration		
							Phase: Planning		
Installation of a generator to allow facility to open immediately after a disaster in order to provide public support services such as food distribution, child care, donation collection etc.							Est. Completion Date: September 2024		
No Funding Allocated		\$0	\$0	\$0	\$0	\$0	\$0	\$0	\$0
Total Sources of Funding		\$0	\$0	\$0	\$0	\$0	\$0	\$0	\$0
Total Estimated Costs		\$175,000							
Total Unfunded		\$175,000					Funding Status: Unfunded		
							Actuals: \$0		
Total Est. Annual Operating Impact		\$0					Encumbrances: \$0		
40-P-00-0074	Douglas Park Community Center								
40-B40581									
							District: 4		
							Status: Active		
							Phase: Bidding		
Design and construction of a new community center, total of 10,440 square feet of construction							Est. Completion Date: October 2023		
Contribution from General Fund 3		\$339,512	\$339,512	\$0	\$0	\$0	\$0	\$0	\$0
Contribution from General Fund-SSL		\$55,189	\$55,189	\$0	\$0	\$0	\$0	\$0	\$0
Contribution from Special Revenue Fund		\$37,409	\$37,409	\$0	\$0	\$0	\$0	\$0	\$0
Impact Fees - Parks		\$5,499,332	\$3,849,332	\$1,650,000	\$0	\$0	\$0	\$0	\$0
Impact Fees 2		\$1,228,344	\$1,228,344	\$0	\$0	\$0	\$0	\$0	\$0
Miami Forever Bonds - Parks S1A		\$1,000,000	\$1,000,000	\$0	\$0	\$0	\$0	\$0	\$0
Miami Forever Bonds - Parks S2A		\$940,000	\$940,000	\$0	\$0	\$0	\$0	\$0	\$0
Sanitary Sewer Non-Bond		\$473,629	\$473,629	\$0	\$0	\$0	\$0	\$0	\$0
Total Sources of Funding		\$9,573,415	\$7,923,415	\$1,650,000	\$0	\$0	\$0	\$0	\$0
Total Estimated Costs		\$9,573,415							
Total Unfunded		\$0					Funding Status: Fully Funded		
							Actuals: \$832,029		
Total Est. Annual Operating Impact		\$75,000					Encumbrances: \$216,994		
40-P-20-0777	Douglas Park Dog Park								
							District: 5		
							Status: Future Consideration		
							Phase: Planning		
To design and install a dog park with synthetic turf surfacing at Douglas Park.							Est. Completion Date: April 2024		

Sources and Estimated Costs by Department

Parks and Recreation

Project No.	Project Title	Totals	Prior Years	Current 2023-24	Future Estimates				
					2024-25	2025-26	2026-27	2027-28	2028-29
No Funding Allocated		\$0	\$0	\$0	\$0	\$0	\$0	\$0	\$0
Total Sources of Funding		\$0	\$0	\$0	\$0	\$0	\$0	\$0	\$0
Total Estimated Costs		\$250,000							
Total Unfunded		\$250,000					Funding Status:	Unfunded	
							Actuals:	\$0	
Total Est. Annual Operating Impact		Minimal					Encumbrances:	\$0	
40-P-23-0037	Douglas Park Fencing Improvements						District: 4		
40-B233520							Status: Active		
Douglas Park Fencing Improvements							Phase: Planning		
							Est. Completion Date:	December 2024	
Contribution from General Fund 3		\$120,000	\$120,000	\$0	\$0	\$0	\$0	\$0	\$0
Total Sources of Funding		\$120,000	\$120,000	\$0	\$0	\$0	\$0	\$0	\$0
Total Estimated Costs		\$120,000							
Total Unfunded		\$0					Funding Status:	Fully Funded	
							Actuals:	\$0	
Total Est. Annual Operating Impact		Minimal					Encumbrances:	\$0	
40-P-23-0038	Douglas Park General Enhancements						District: 4		
40-B233521							Status: Active		
Douglas Park General Enhancements							Phase: Planning		
							Est. Completion Date:	December 2024	
Contribution from General Fund 3		\$300,000	\$300,000	\$0	\$0	\$0	\$0	\$0	\$0
Total Sources of Funding		\$300,000	\$300,000	\$0	\$0	\$0	\$0	\$0	\$0
Total Estimated Costs		\$300,000							
Total Unfunded		\$0					Funding Status:	Fully Funded	
							Actuals:	\$0	
Total Est. Annual Operating Impact		Minimal					Encumbrances:	\$0	
40-P-17-0141	Douglas Park Playground						District: 4		
40-B173522							Status: Active		
Provide and install playground equipment and shade structures at Douglas Park as part of the overall park renovation.							Phase: Administrative Close-Out		
							Est. Completion Date:	December 2023	

Sources and Estimated Costs by Department

Parks and Recreation

Project No.	Project Title	Totals	Prior Years	Current 2023-24	Future Estimates				
					2024-25	2025-26	2026-27	2027-28	2028-29
Contribution from General Fund 3		\$10,989	\$10,989	\$0	\$0	\$0	\$0	\$0	\$0
Impact Fees - Parks		\$716,630	\$716,630	\$0	\$0	\$0	\$0	\$0	\$0
Impact Fees 2		\$58,056	\$58,056	\$0	\$0	\$0	\$0	\$0	\$0
Total Sources of Funding		\$785,675	\$785,675	\$0	\$0	\$0	\$0	\$0	\$0
Total Estimated Costs		\$785,675							
Total Unfunded		\$0					Funding Status:	Fully Funded	
							Actuals:	\$785,675	
Total Est. Annual Operating Impact		Minimal					Encumbrances:	\$0	
40-P-20-0329	Duarte Park Shade Structure and Park Enhancements						District: 1		
40-B173527							Status: Adopted		
Purchase of shade structures and other enhancements at Duarte Park located at 2800 NW 17 Avenue						Phase: Planning			
						Est. Completion Date: December 2023			
Contribution from General Fund 3		\$45,613	\$45,613	\$0	\$0	\$0	\$0	\$0	\$0
Impact Fees 2		\$45,856	\$45,856	\$0	\$0	\$0	\$0	\$0	\$0
Total Sources of Funding		\$91,469	\$91,469	\$0	\$0	\$0	\$0	\$0	\$0
Total Estimated Costs		\$91,469							
Total Unfunded		\$0					Funding Status:	Fully Funded	
							Actuals:	\$84,369	
Total Est. Annual Operating Impact		Minimal					Encumbrances:	\$0	
40-P-20-0371	Duarte Park Shade Structure and Park Enhancements - Tree Component						District: 1		
40-B173527T							Status: Adopted		
Purchase and installation of trees and other landscaping at Duarte Park located at 2800 NW 17 Avenue						Phase: Planning			
						Est. Completion Date: December 2023			
Citywide Landscape		\$50,000	\$50,000	\$0	\$0	\$0	\$0	\$0	\$0
Total Sources of Funding		\$50,000	\$50,000	\$0	\$0	\$0	\$0	\$0	\$0
Total Estimated Costs		\$50,000							
Total Unfunded		\$0					Funding Status:	Fully Funded	
							Actuals:	\$0	
Total Est. Annual Operating Impact		Minimal					Encumbrances:	\$0	

Parks and Recreation

145

Sources and Estimated Costs by Department

Parks and Recreation

Project No.	Project Title	Totals	Prior Years	Current 2023-24	Future Estimates				
					2024-25	2025-26	2026-27	2027-28	2028-29
Edgewater Neighborhood Area Settlement Agreement vs. BMIP Holdings, 40-B223522		\$400,000	\$400,000	\$0	\$0	\$0	\$0	\$0	\$0
Total Sources of Funding		\$400,000	\$400,000	\$0	\$0	\$0	\$0	\$0	\$0
Total Estimated Costs		\$400,000							
Total Unfunded		\$0					Funding Status:	Fully Funded	
							Actuals:	\$0	
Total Est. Annual Operating Impact		Minimal					Encumbrances:	\$0	
40-P-20-0679	Elizabeth Virrick Building Elevated Generator						District:		
							Status:	Future Consideration	
							Phase:	Planning	
Installation of a generator to allow facility to open immediately after a disaster in order to provide public support services such as food distribution, child care, donation collection etc.						Est. Completion Date: September 2024			
No Funding Allocated	\$0	\$0	\$0	\$0	\$0	\$0	\$0	\$0	\$0
Total Sources of Funding		\$0	\$0	\$0	\$0	\$0	\$0	\$0	\$0
Total Estimated Costs		\$175,000							
Total Unfunded		\$175,000					Funding Status:	Unfunded	
							Actuals:	\$0	
Total Est. Annual Operating Impact		\$0					Encumbrances:	\$0	
40-P-20-0375	Emergency Repair at Merrie Christmas Park						District: 2		
40-B203512							Status:	Active	
Emergency Repair at Merrie Christmas Park						Phase: Administrative Close-Out			
						Est. Completion Date: December 2023			
Contribution from General Fund 3	\$335,456	\$335,456	\$0	\$0	\$0	\$0	\$0	\$0	\$0
Total Sources of Funding		\$335,456	\$335,456	\$0	\$0	\$0	\$0	\$0	\$0
Total Estimated Costs		\$423,032							
Total Unfunded		\$87,576					Funding Status:	Partial	
							Actuals:	\$332,775	
Total Est. Annual Operating Impact		Minimal					Encumbrances:	\$2,673	

Sources and Estimated Costs by Department

Parks and Recreation

Project No.	Project Title	Totals	Prior Years	Current 2023-24	Future Estimates				
					2024-25	2025-26	2026-27	2027-28	2028-29
40-P-21-0023	Emergency Repairs at Blanche Park								
40-B193526									
<i>Emergency repairs at Blanche Park</i>							District: 2		
							Status: Adopted		
							Phase: Planning		
							Est. Completion Date: December 2023		
Contribution from General Fund 3		\$359,004	\$359,004	\$0	\$0	\$0	\$0	\$0	\$0
Total Sources of Funding		\$359,004	\$359,004	\$0	\$0	\$0	\$0	\$0	\$0
Total Estimated Costs		\$359,004							
Total Unfunded		\$0					Funding Status: Fully Funded		
							Actuals: \$333,075		
Total Est. Annual Operating Impact		\$0					Encumbrances: \$1,863		
40-P-19-0268	Fairlawn Community Park								
40-B193521									
<i>Design and Construction of new Mini Park</i>							District: 4		
							Status: Active		
							Phase: Design		
							Est. Completion Date: February 2024		
Impact Fees - Parks		\$2,400,000	\$1,650,000	\$750,000	\$0	\$0	\$0	\$0	\$0
Impact Fees 2		\$41,000	\$41,000	\$0	\$0	\$0	\$0	\$0	\$0
Total Sources of Funding		\$2,441,000	\$1,691,000	\$750,000	\$0	\$0	\$0	\$0	\$0
Total Estimated Costs		\$3,485,733							
Total Unfunded		\$1,044,733					Funding Status: Partial		
							Actuals: \$384,268		
Total Est. Annual Operating Impact		Minimal					Encumbrances: \$105,891		
40-P-23-0000	Fairlawn Community Park Phase 2								
40-B233506									
<i>Fairlawn Community Park Phase 2</i>							District: 4		
							Status: Active		
							Phase: Design		
							Est. Completion Date: September 2024		

Sources and Estimated Costs by Department

Parks and Recreation

Project No.	Project Title	Totals	Prior Years	Current 2023-24	Future Estimates				
					2024-25	2025-26	2026-27	2027-28	2028-29
Miami Forever Bonds - Parks S2A		\$750,000	\$750,000	\$0	\$0	\$0	\$0	\$0	\$0
Total Sources of Funding		\$750,000	\$750,000	\$0	\$0	\$0	\$0	\$0	\$0
Total Estimated Costs		\$750,000							
Total Unfunded		\$0							
Total Est. Annual Operating Impact		Minimal							
40-P-23-0040 Fern Isle Park Master Plan Design 40-B243502 <i>Fern Isle Park Master Plan Design</i>					District: 1 Status: Proposed Phase: Planning Est. Completion Date: December 2024				
Impact Fees- Parks		\$250,000	\$0	\$250,000	\$0	\$0	\$0	\$0	\$0
Total Sources of Funding		\$250,000	\$0	\$250,000	\$0	\$0	\$0	\$0	\$0
Total Estimated Costs		\$250,000							
Total Unfunded		\$0							
Total Est. Annual Operating Impact		Minimal							
40-P-20-0344 Fitness Equipment Replacement 40-B193503 <i>To replace broken and aged indoor fitness equipment</i>					District: Citywide Status: Active Phase: Planning Est. Completion Date: December 2023				
Contribution from General Fund 3		\$40,000	\$40,000	\$0	\$0	\$0	\$0	\$0	\$0
Total Sources of Funding		\$40,000	\$40,000	\$0	\$0	\$0	\$0	\$0	\$0
Total Estimated Costs		\$40,000							
Total Unfunded		\$0							
Total Est. Annual Operating Impact		Minimal							
40-P-19-0258 Flagler Worker's House - Structural Renovation 40-B193404 <i>Structural assessment and site programming</i>					District: Citywide Status: Active Phase: Design Est. Completion Date: December 2023				

Sources and Estimated Costs by Department

Parks and Recreation

Project No.	Project Title	Totals	Prior Years	Current 2023-24	Future Estimates				
					2024-25	2025-26	2026-27	2027-28	2028-29
Contribution from General Fund 1		\$57,401	\$57,401	\$0	\$0	\$0	\$0	\$0	\$0
Contribution from General Fund 3		\$445,814	\$445,814	\$0	\$0	\$0	\$0	\$0	\$0
Contribution from Special Revenue Fund		\$239,000	\$239,000	\$0	\$0	\$0	\$0	\$0	\$0
Total Sources of Funding		\$742,215	\$742,215	\$0	\$0	\$0	\$0	\$0	\$0
Total Estimated Costs		\$2,180,992							
Total Unfunded		\$1,438,777					Funding Status:	Partial	
							<i>Actuals:</i>	\$93,977	
Total Est. Annual Operating Impact		Minimal					<i>Encumbrances:</i>	\$150,534	
40-P-20-0666	Generators for Parks Facilities						District:		
							Status:	Future Consideration	
							Phase:	Planning	
	<i>This project is is to purchase generators for parks facilities to allow them to open immediately after a disaster in order to provide public support services such as food distribution, child care, donation collection etc.</i>						Est. Completion Date:	December 2023	
No Funding Allocated		\$0	\$0	\$0	\$0	\$0	\$0	\$0	\$0
Total Sources of Funding		\$0	\$0	\$0	\$0	\$0	\$0	\$0	\$0
Total Estimated Costs		\$1,750,000							
Total Unfunded		\$1,750,000					Funding Status:	Unfunded	
							<i>Actuals:</i>	\$0	
Total Est. Annual Operating Impact		\$0					<i>Encumbrances:</i>	\$0	
40-P-23-0042	Gerry Curtis Park Concession Building Structural Improvements (40 Year						District:	1	
40-B243500	Recertification)						Status:	Proposed	
	<i>Gerry Curtis Park Pool Enhancements</i>						Phase:	Planning	
							Est. Completion Date:	December 2024	
Impact Fees- Parks		\$150,000	\$0	\$150,000	\$0	\$0	\$0	\$0	\$0
Total Sources of Funding		\$150,000	\$0	\$150,000	\$0	\$0	\$0	\$0	\$0
Total Estimated Costs		\$150,000							
Total Unfunded		\$0					Funding Status:	Fully Funded	
							<i>Actuals:</i>	\$0	
Total Est. Annual Operating Impact		Minimal					<i>Encumbrances:</i>	\$0	

Sources and Estimated Costs by Department

Parks and Recreation

Project No.	Project Title	Totals	Prior Years	Current 2023-24	Future Estimates				
					2024-25	2025-26	2026-27	2027-28	2028-29
40-P-23-0027	Gerry Curtis Park Pool Enhancements								
40-B243501									
Gerry Curtis Park Pool Enhancements (surv, heat/cool, pool covers)							District: 1		
							Status: Proposed		
							Phase: Planning		
							Est. Completion Date: December 2024		
Impact Fees- Parks		\$300,000	\$0	\$300,000	\$0	\$0	\$0	\$0	\$0
Total Sources of Funding		\$300,000	\$0	\$300,000	\$0	\$0	\$0	\$0	\$0
Total Estimated Costs		\$300,000							
Total Unfunded		\$0					Funding Status: Fully Funded		
							Actuals:	\$0	
Total Est. Annual Operating Impact		Minimal					Encumbrances:	\$0	
40-P-23-0028	Gerry Curtis Park Turf and Track Replacement								
40-B243503									
Gerry Curtis Park Turf and Track Replacement							District: 1		
							Status: Proposed		
							Phase: Planning		
							Est. Completion Date: December 2024		
Impact Fees- Parks		\$1,225,000	\$0	\$1,225,000	\$0	\$0	\$0	\$0	\$0
Total Sources of Funding		\$1,225,000	\$0	\$1,225,000	\$0	\$0	\$0	\$0	\$0
Total Estimated Costs		\$1,225,000							
Total Unfunded		\$0					Funding Status: Fully Funded		
							Actuals:	\$0	
Total Est. Annual Operating Impact		Minimal					Encumbrances:	\$0	
40-P-22-0027	Gerry Curtis Park/Damage #22424								
40-B183543136									
Gerry Curtis Park/Damage #22424							District: 1		
							Status: Active		
							Phase: Planning		
							Est. Completion Date: December 2023		
FEMA - Hurricane Irma		\$48,000	\$48,000	\$0	\$0	\$0	\$0	\$0	\$0
Total Sources of Funding		\$48,000	\$48,000	\$0	\$0	\$0	\$0	\$0	\$0
Total Estimated Costs		\$48,000							
Total Unfunded		\$0					Funding Status: Fully Funded		
							Actuals:	\$6,306	
Total Est. Annual Operating Impact		Minimal					Encumbrances:	\$18,200	

Sources and Estimated Costs by Department

Parks and Recreation

		Future Estimates							
Project No.	Project Title	Totals	Prior Years	Current 2023-24	2024-25	2025-26	2026-27	2027-28	2028-29
40-P-20-0682	Gibson Park Building Elevated Generator						District:		
							Status:	Future Consideration	
							Phase:	Planning	
	Installation of a generator to allow facility to open immediately after a disaster in order to provide public support services such as food distribution, child care, donation collection etc.						Est. Completion Date:	September 2024	
No Funding Allocated		\$0	\$0	\$0	\$0	\$0	\$0	\$0	\$0
Total Sources of Funding		\$0	\$0	\$0	\$0	\$0	\$0	\$0	\$0
Total Estimated Costs		\$175,000							
Total Unfunded		\$175,000					Funding Status:	Unfunded	
							Actuals:	\$0	
Total Est. Annual Operating Impact		\$0					Encumbrances:	\$0	
40-P-20-0341	Gibson Park Enhancements						District:	5	
40-B183520							Status:	Active	
							Phase:	Planning	
	Enhancements for Gibson Park facilities						Est. Completion Date:	December 2023	
Impact Fees 1		\$6,520	\$6,520	\$0	\$0	\$0	\$0	\$0	\$0
Impact Fees 2		\$136,980	\$136,980	\$0	\$0	\$0	\$0	\$0	\$0
Total Sources of Funding		\$143,500	\$143,500	\$0	\$0	\$0	\$0	\$0	\$0
Total Estimated Costs		\$143,500							
Total Unfunded		\$0					Funding Status:	Partial	
							Actuals:	\$123,716	
Total Est. Annual Operating Impact		Minimal					Encumbrances:	\$5,820	
40-P-19-0242	Gold Star Family Memorial Mini Park						District:	4	
40-B193522							Status:	Active	
							Phase:	Dry-Run/Permit	
	Design and construction of new mini-park and ROW improvements						Est. Completion Date:	December 2023	

Sources and Estimated Costs by Department

Parks and Recreation

Project No.	Project Title	Totals	Prior Years	Current 2023-24	Future Estimates				
					2024-25	2025-26	2026-27	2027-28	2028-29
	Citywide Landscape	\$150,141	\$150,141	\$0	\$0	\$0	\$0	\$0	\$0
	Contribution from General Fund 3	\$225,000	\$225,000	\$0	\$0	\$0	\$0	\$0	\$0
	Contribution from General Fund-SSL	\$294,000	\$294,000	\$0	\$0	\$0	\$0	\$0	\$0
	Impact Fees - Parks	\$625,315	\$625,315	\$0	\$0	\$0	\$0	\$0	\$0
	Impact Fees 2	\$64,592	\$64,592	\$0	\$0	\$0	\$0	\$0	\$0
Total Sources of Funding		\$1,359,048	\$1,359,048	\$0	\$0	\$0	\$0	\$0	\$0
Total Estimated Costs		\$1,486,943							
Total Unfunded		\$127,895					Funding Status:	Partial	
							Actuals:	\$802,627	
Total Est. Annual Operating Impact		Minimal					Encumbrances:	\$59,324	
40-P-23-0008	Grapeland Heights Park and Baseball Park						District: 1		
40-B233513							Status: Active		
Grapeland Park Basebal Field and Drainage improvements.						Phase: A/E Selection			
						Est. Completion Date: March 2024			
American Rescue Plan Act	\$500,000	\$500,000	\$0	\$0	\$0	\$0	\$0	\$0	\$0
Total Sources of Funding		\$500,000	\$500,000	\$0	\$0	\$0	\$0	\$0	\$0
Total Estimated Costs		\$2,509,080							
Total Unfunded		\$2,009,080					Funding Status:	Partial	
							Actuals:	\$0	
Total Est. Annual Operating Impact		Minimal					Encumbrances:	\$393,603	
40-P-20-0667	Grapeland Heights Police Substation Flood Proofing and Generator						District:		
						Status: Future Consideration			
Provide flood prevention systems and back-up power generator for electrical systems at the Grapeland Heights Police Substation Building .						Phase: Planning			
						Est. Completion Date: December 2023			
No Funding Allocated	\$0	\$0	\$0	\$0	\$0	\$0	\$0	\$0	\$0
Total Sources of Funding		\$0	\$0	\$0	\$0	\$0	\$0	\$0	\$0
Total Estimated Costs		\$900,000							
Total Unfunded		\$900,000					Funding Status:	Unfunded	
							Actuals:	\$0	
Total Est. Annual Operating Impact		\$0					Encumbrances:	\$0	

Sources and Estimated Costs by Department

Parks and Recreation

Project No.	Project Title	Totals	Prior Years	Current 2023-24	Future Estimates				
					2024-25	2025-26	2026-27	2027-28	2028-29
40-P-20-0683	Grapeland Park Building Elevated Generator								
							District:		
							Status:	Future Consideration	
							Phase:	Planning	
Installation of a generator to allow facility to open immediately after a disaster in order to provide public support services such as food distribution, child care, donation collection etc.							Est. Completion Date:	September 2024	
No Funding Allocated		\$0	\$0	\$0	\$0	\$0	\$0	\$0	\$0
Total Sources of Funding		\$0	\$0	\$0	\$0	\$0	\$0	\$0	\$0
Total Estimated Costs		\$175,000							
Total Unfunded		\$175,000					Funding Status:	Unfunded	
							Actuals:	\$0	
Total Est. Annual Operating Impact		\$0					Encumbrances:	\$0	
40-P-20-0324	Grapeland Park Enhancements								
40-B173516A									
Improve water park amenities and other areas as needed at Grapeland Park							District: 1		
							Status:	Active	
							Phase:	Non-Infrastructure	
							Est. Completion Date:	December 2023	
Contribution from General Fund 3		\$151,061	\$151,061	\$0	\$0	\$0	\$0	\$0	\$0
Total Sources of Funding		\$151,061	\$151,061	\$0	\$0	\$0	\$0	\$0	\$0
Total Estimated Costs		\$151,061							
Total Unfunded		\$0					Funding Status:	Fully Funded	
							Actuals:	\$146,233	
Total Est. Annual Operating Impact		Minimal					Encumbrances:	\$697	
40-P-20-0352	Grapeland Park New Outdoor Fitness Area								
40-B203507									
Remove aged and below surface vita course areas and install outdoor fitness equipment in designated fitness mini-zones							District: 1		
							Status:	Active	
							Phase:	Planning	
							Est. Completion Date:	December 2023	
Impact Fees - Parks		\$250,000	\$250,000	\$0	\$0	\$0	\$0	\$0	\$0
Total Sources of Funding		\$250,000	\$250,000	\$0	\$0	\$0	\$0	\$0	\$0
Total Estimated Costs		\$250,000							
Total Unfunded		\$0					Funding Status:	Fully Funded	
							Actuals:	\$0	
Total Est. Annual Operating Impact		Minimal					Encumbrances:	\$236,841	

Sources and Estimated Costs by Department

Parks and Recreation

Project No.	Project Title	Totals	Prior Years	Current 2023-24	Future Estimates				
					2024-25	2025-26	2026-27	2027-28	2028-29
40-P-20-0789	Grapeland Water Park Amenities						District: 1		
							Status: Future Consideration		
	Replace aging apparatuses and add new features to water park elements.						Phase: Planning		
							Est. Completion Date: April 2025		
No Funding Allocated		\$0	\$0	\$0	\$0	\$0	\$0	\$0	\$0
Total Sources of Funding		\$0	\$0	\$0	\$0	\$0	\$0	\$0	\$0
Total Estimated Costs		\$2,000,000							
Total Unfunded		\$2,000,000					Funding Status:	Unfunded	
							Actuals:	\$0	
Total Est. Annual Operating Impact		Minimal					Encumbrances:	\$0	
40-P-20-0774	Grapeland Water Park Enhancements						District: 1		
							Status: Future Consideration		
	Install bonded rubber mulch to prevent debris from being blown into the pools, replace pool liners, install new launch logic, and new raft storage area.						Phase: Planning		
							Est. Completion Date: April 2024		
No Funding Allocated		\$0	\$0	\$0	\$0	\$0	\$0	\$0	\$0
Total Sources of Funding		\$0	\$0	\$0	\$0	\$0	\$0	\$0	\$0
Total Estimated Costs		\$1,455,740							
Total Unfunded		\$1,455,740					Funding Status:	Unfunded	
							Actuals:	\$0	
Total Est. Annual Operating Impact		Minimal					Encumbrances:	\$0	
40-P-20-0362	Grove Mini Park Playground						District: 3		
40-B40500							Status: Active		
	New playground equipment with Protective Industrial Products (PIP) flooring, new park metal perimeter fence, and some other minor improvements						Phase: Planning		
							Est. Completion Date: December 2023		

Sources and Estimated Costs by Department

Parks and Recreation

Project No.	Project Title	Totals	Prior Years	Current 2023-24	Future Estimates				
					2024-25	2025-26	2026-27	2027-28	2028-29
Contribution from General Fund 3		\$2,616	\$2,616	\$0	\$0	\$0	\$0	\$0	\$0
Impact Fees 2		\$282,950	\$282,950	\$0	\$0	\$0	\$0	\$0	\$0
Total Sources of Funding		\$285,565	\$285,565	\$0	\$0	\$0	\$0	\$0	\$0
Total Estimated Costs		\$418,216							
Total Unfunded		\$132,651					Funding Status:	Partial	
							<i>Actuals:</i>	\$268,889	
Total Est. Annual Operating Impact		Minimal					<i>Encumbrances:</i>	\$16,676	
40-P-21-0005	Hadley Park - Resiliency Hub							District:	5
40-B213512								Status:	Active
								Phase:	Planning
	<i>Retrofit building exterior and key access areas; Install new emergency generator; electrical upgrades for charging stations and communications (WIFI).</i>							Est. Completion Date:	December 2023
Florida Inland Navigation District		\$779,000	\$779,000	\$0	\$0	\$0	\$0	\$0	\$0
Impact Fees 2		\$15,000	\$15,000	\$0	\$0	\$0	\$0	\$0	\$0
Total Sources of Funding		\$794,000	\$794,000	\$0	\$0	\$0	\$0	\$0	\$0
Total Estimated Costs		\$1,315,002							
Total Unfunded		\$521,002					Funding Status:	Partial	
							<i>Actuals:</i>	\$7,943	
Total Est. Annual Operating Impact		Minimal					<i>Encumbrances:</i>	\$0	
40-P-00-0076	Hadley Park - Resurface and Repair Pools							District:	5
40-B40595								Status:	Active
								Phase:	Administrative Close-Out
	<i>Resurface of the three pools. New pool deck, New diving platform and repair of existing.</i>							Est. Completion Date:	December 2023
Contribution from General Fund 3		\$478,747	\$478,747	\$0	\$0	\$0	\$0	\$0	\$0
Contribution from General Fund-SSL		\$439,117	\$439,117	\$0	\$0	\$0	\$0	\$0	\$0
Total Sources of Funding		\$917,863	\$917,863	\$0	\$0	\$0	\$0	\$0	\$0
Total Estimated Costs		\$917,863							
Total Unfunded		\$0					Funding Status:	Fully Funded	
							<i>Actuals:</i>	\$916,997	
Total Est. Annual Operating Impact		Minimal					<i>Encumbrances:</i>	\$866	

Sources and Estimated Costs by Department

Parks and Recreation

Project No.	Project Title	Totals	Prior Years	Current 2023-24	Future Estimates				
					2024-25	2025-26	2026-27	2027-28	2028-29
40-P-00-0056 40-B35883A	Hadley Park New Youth Center								
<i>Project A-Design and Construction of approximately 23,000 square feet New Youth Center. Project B-Design and Construction of an New Marquee Sign.</i>							District: 5 Status: Active Phase: Administrative Close-Out Est. Completion Date: December 2023		
Contribution from General Fund-SSL		\$1,301,203	\$1,301,203	\$0	\$0	\$0	\$0	\$0	\$0
Homeland Defense Bond Series 3		\$5,014,578	\$5,014,578	\$0	\$0	\$0	\$0	\$0	\$0
Impact Fees 2		\$1,023,119	\$1,023,119	\$0	\$0	\$0	\$0	\$0	\$0
Sunshine State Government Financing Commission Loan #2		\$280,808	\$280,808	\$0	\$0	\$0	\$0	\$0	\$0
Total Sources of Funding		\$7,619,708	\$7,619,708	\$0	\$0	\$0	\$0	\$0	\$0
Total Estimated Costs		\$7,621,716							
Total Unfunded		\$2,008					Funding Status:	Partial	
							<i>Actuals:</i>	\$7,537,186	
Total Est. Annual Operating Impact		Minimal					<i>Encumbrances:</i>	\$82,522	
40-P-17-0137 40-B173515	Hadley Park Synthetic Turf and Park Improvements								
<i>Hadley Park Synthetic Turf and Park Improvements located at 1350 NW 50 Street</i>							District: 5 Status: Active Phase: Final Completion Est. Completion Date: December 2023		
Impact Fees - Parks		\$1,713,786	\$1,713,786	\$0	\$0	\$0	\$0	\$0	\$0
Impact Fees 2		\$1,000,000	\$1,000,000	\$0	\$0	\$0	\$0	\$0	\$0
Total Sources of Funding		\$2,713,786	\$2,713,786	\$0	\$0	\$0	\$0	\$0	\$0
Total Estimated Costs		\$2,713,786							
Total Unfunded		\$0					Funding Status:	Fully Funded	
							<i>Actuals:</i>	\$2,460,321	
Total Est. Annual Operating Impact		(\$9,000)					<i>Encumbrances:</i>	\$252,315	
40-P-20-0734 40-B213502	Henderson Park - New Sports Lighting								
<i>New Sports Lighting added at Henderson Park</i>							District: 3 Status: Adopted Phase: Planning Est. Completion Date: December 2023		

Sources and Estimated Costs by Department

Parks and Recreation

Project No.	Project Title	Totals	Prior Years	Current 2023-24	Future Estimates				
					2024-25	2025-26	2026-27	2027-28	2028-29
Impact Fees - Parks		\$89,900	\$89,900	\$0	\$0	\$0	\$0	\$0	\$0
Total Sources of Funding		\$89,900	\$89,900	\$0	\$0	\$0	\$0	\$0	\$0
Total Estimated Costs		\$100,000							
Total Unfunded		\$10,100					Funding Status:	Partial	
							<i>Actuals:</i>	\$89,900	
Total Est. Annual Operating Impact		\$0					<i>Encumbrances:</i>	\$0	
40-P-20-0780	Henderson Park Building Addition							District: 3	
								Status: Future Consideration	
								Phase: Planning	
	<i>Design and construct addition to existing building to include an air-conditioned multi-purpose room for youth participants.</i>							Est. Completion Date: April 2024	
No Funding Allocated		\$0	\$0	\$0	\$0	\$0	\$0	\$0	\$0
Total Sources of Funding		\$0	\$0	\$0	\$0	\$0	\$0	\$0	\$0
Total Estimated Costs		\$1,053,630							
Total Unfunded		\$1,053,630					Funding Status:	Unfunded	
							<i>Actuals:</i>	\$0	
Total Est. Annual Operating Impact		Minimal					<i>Encumbrances:</i>	\$0	
40-P-21-0031	Henderson Park Enhancement							District: 3	
40-B213509								Status: Adopted	
	<i>Enhancements at Henderson Park</i>							Phase: Planning	
								Est. Completion Date: December 2023	
Contribution from General Fund 3		\$30,600	\$30,600	\$0	\$0	\$0	\$0	\$0	\$0
Total Sources of Funding		\$30,600	\$30,600	\$0	\$0	\$0	\$0	\$0	\$0
Total Estimated Costs		\$30,600							
Total Unfunded		\$0					Funding Status:	Fully Funded	
							<i>Actuals:</i>	\$0	
Total Est. Annual Operating Impact		\$0					<i>Encumbrances:</i>	\$0	
40-P-20-0685	Henderson Park Impact Resistant Windows and Doors Installation							District:	
								Status: Future Consideration	
								Phase: Planning	
	<i>"Replace all windows and doors at park facilities with Impact Resistant Glass. Installation will prevent damage in future storm conditions. single doors = 4, windows = 4, double doors = 2"</i>							Est. Completion Date: September 2024	

Sources and Estimated Costs by Department

Parks and Recreation

Project No.	Project Title	Totals	Prior Years	Current 2023-24	Future Estimates				
					2024-25	2025-26	2026-27	2027-28	2028-29
No Funding Allocated		\$0	\$0	\$0	\$0	\$0	\$0	\$0	\$0
Total Sources of Funding		\$0	\$0	\$0	\$0	\$0	\$0	\$0	\$0
Total Estimated Costs		\$48,000							
Total Unfunded		\$48,000					Funding Status:	Unfunded	
							Actuals:	\$0	
Total Est. Annual Operating Impact		\$0					Encumbrances:	\$0	
40-P-18-0179	Jimbo's Lagoon Motorized Exclusion Zone Permit Application					District: 2			
40-B183513						Status: Active			
Designation of a new "No Wake" or vessel exclusion Zone for navigational safety and to minimize shoreline erosion at the "Jimbo's" Basin on the northeast side of Virginia Key					Phase: Dry-Run/Permit				
					Est. Completion Date: December 2023				
Contribution from General Fund 3	\$203,709	\$203,709	\$0	\$0	\$0	\$0	\$0	\$0	\$0
Impact Fees - Parks	\$133,000	\$133,000	\$0	\$0	\$0	\$0	\$0	\$0	\$0
Total Sources of Funding		\$336,709	\$336,709	\$0	\$0	\$0	\$0	\$0	\$0
Total Estimated Costs		\$352,159							
Total Unfunded		\$15,450					Funding Status:	Partial	
							Actuals:	\$124,192	
Total Est. Annual Operating Impact		Minimal					Encumbrances:	\$92,353	
40-P-20-0686	Jose Marti Building Elevated Generator					District:			
Installation of a generator to allow facility to open immediately after a disaster in order to provide public support services such as food distribution, child care, donation collection etc.					Status: Future Consideration				
					Phase: Planning				
					Est. Completion Date: September 2024				
No Funding Allocated		\$0	\$0	\$0	\$0	\$0	\$0	\$0	\$0
Total Sources of Funding		\$0	\$0	\$0	\$0	\$0	\$0	\$0	\$0
Total Estimated Costs		\$175,000							
Total Unfunded		\$175,000					Funding Status:	Unfunded	
							Actuals:	\$0	
Total Est. Annual Operating Impact		\$0					Encumbrances:	\$0	

Sources and Estimated Costs by Department

Parks and Recreation

Project No.	Project Title	Totals	Prior Years	Current 2023-24	Future Estimates				
					2024-25	2025-26	2026-27	2027-28	2028-29
40-P-19-0201	Jose Marti Park - Shoreline/Seawall, Kayak launch, and Riverwalk								
40-B193500									
<i>Design and permitting of a seawall, kayak launch, and riverwalk at Jose Marti Park</i>							District: 3		
							Status: Active		
							Phase: Dry-Run/Permit		
							Est. Completion Date: December 2023		
Florida Inland Navigation District		\$149,347	\$149,347	\$0	\$0	\$0	\$0	\$0	\$0
Impact Fees - Parks		\$350,662	\$350,662	\$0	\$0	\$0	\$0	\$0	\$0
Impact Fees 2		\$152,777	\$152,777	\$0	\$0	\$0	\$0	\$0	\$0
Total Sources of Funding		\$652,786	\$652,786	\$0	\$0	\$0	\$0	\$0	\$0
Total Estimated Costs		\$23,632,813							
Total Unfunded		\$22,980,027					Funding Status: Partial		
							Actuals: \$444,067		
							Encumbrances: \$22,032		
Total Est. Annual Operating Impact		Minimal							
40-P-19-0226	Jose Marti Park Flood Mitigation Study and Design								
40-B193803									
<i>Seawall/Riverwalk Study and Design for resiliency sea level risk mitigation at Jose Marti Park - to serve as standard for riverside projects</i>							District: 3		
							Status: Active		
							Phase: Dry-Run/Permit		
							Est. Completion Date: March 2025		
Impact Fees - Parks		\$1,000,000	\$1,000,000	\$0	\$0	\$0	\$0	\$0	\$0
Miami Forever Bonds - Sea Level S1A		\$940,000	\$940,000	\$0	\$0	\$0	\$0	\$0	\$0
Van Alen Institute		\$60,000	\$60,000	\$0	\$0	\$0	\$0	\$0	\$0
Total Sources of Funding		\$2,000,000	\$2,000,000	\$0	\$0	\$0	\$0	\$0	\$0
Total Estimated Costs		\$2,000,000							
Total Unfunded		\$0					Funding Status: Fully Funded		
							Actuals: \$1,418,101		
							Encumbrances: \$200,550		
Total Est. Annual Operating Impact		Minimal							
40-P-23-0035	Jose Marti Park Pickleball Center Creation								
40-B243510									
<i>Jose Marti Park Pickleball Center Creation</i>							District: 3		
							Status: Proposed		
							Phase: Planning		
							Est. Completion Date: December 2024		

Sources and Estimated Costs by Department

Parks and Recreation

Project No.	Project Title	Totals	Prior Years	Current 2023-24	Future Estimates				
					2024-25	2025-26	2026-27	2027-28	2028-29
Impact Fees- Parks		\$1,292,330	\$0	\$1,292,330	\$0	\$0	\$0	\$0	\$0
Total Sources of Funding		\$1,292,330	\$0	\$1,292,330	\$0	\$0	\$0	\$0	\$0
Total Estimated Costs		\$1,293,000							
Total Unfunded		\$670					Funding Status:	Partial	
							<i>Actuals:</i>	\$0	
Total Est. Annual Operating Impact		Minimal					<i>Encumbrances:</i>	\$0	
40-P-20-0762	Jose Marti Pool Resurfacing and Liner Replacement						District: 3		
							Status: Future Consideration		
	<i>Resurface existing pool and install new pool liner.</i>						Phase: Planning		
							Est. Completion Date: March 2024		
No Funding Allocated		\$0	\$0	\$0	\$0	\$0	\$0	\$0	\$0
Total Sources of Funding		\$0	\$0	\$0	\$0	\$0	\$0	\$0	\$0
Total Estimated Costs		\$250,000							
Total Unfunded		\$250,000					Funding Status:	Unfunded	
							<i>Actuals:</i>	\$0	
Total Est. Annual Operating Impact		Minimal					<i>Encumbrances:</i>	\$0	
40-P-21-0018	Jose Marti Pool Sand Filtration System						District: 3		
40-B223503							Status: Adopted		
	<i>Replace, convert, and upgrade existing DE Filters to Fully Automatic Hi-Rate Sand Filter System at Jose Marti Park Pool</i>						Phase: Planning		
							Est. Completion Date: December 2023		
Impact Fees - Parks		\$150,000	\$150,000	\$0	\$0	\$0	\$0	\$0	\$0
Total Sources of Funding		\$150,000	\$150,000	\$0	\$0	\$0	\$0	\$0	\$0
Total Estimated Costs		\$150,000							
Total Unfunded		\$0					Funding Status:	Fully Funded	
							<i>Actuals:</i>	\$4,995	
Total Est. Annual Operating Impact		Minimal					<i>Encumbrances:</i>	\$0	
40-P-23-0025	Juan Pablo Duarte Park - ARPA						District: 1		
40-B233516							Status: Adopted		
	<i>Juan Pablo Duarte Park - ARPA</i>						Phase: Planning		
							Est. Completion Date: April 2026		

Sources and Estimated Costs by Department

Parks and Recreation

Project No.	Project Title	Totals	Prior Years	Current 2023-24	Future Estimates				
					2024-25	2025-26	2026-27	2027-28	2028-29
American Rescue Plan Act		\$250,000	\$250,000	\$0	\$0	\$0	\$0	\$0	\$0
Total Sources of Funding		\$250,000	\$250,000	\$0	\$0	\$0	\$0	\$0	\$0
Total Estimated Costs		\$250,000							
Total Unfunded		\$0					Funding Status:	Fully Funded	
							Actuals:	\$0	
Total Est. Annual Operating Impact		Minimal					Encumbrances:	\$0	
40-P-20-0781	Juan Pablo Duarte Park New Recreation Building						District: 1		
							Status:	Future Consideration	
Demolish and design and construct new recreation building at Juan Pablo Duarte Park							Phase:	Planning	
							Est. Completion Date: April 2024		
No Funding Allocated		\$0	\$0	\$0	\$0	\$0	\$0	\$0	\$0
Total Sources of Funding		\$0	\$0	\$0	\$0	\$0	\$0	\$0	\$0
Total Estimated Costs		\$5,619,360							
Total Unfunded		\$5,619,360					Funding Status:	Unfunded	
							Actuals:	\$0	
Total Est. Annual Operating Impact		Minimal					Encumbrances:	\$0	
40-P-20-0367	Kennedy Park Enhancements						District: 2		
40-B173510							Status:	Adopted	
Kennedy Park Enhancements							Phase:	Planning	
							Est. Completion Date: December 2023		
Impact Fees - Parks		\$350,000	\$350,000	\$0	\$0	\$0	\$0	\$0	\$0
Total Sources of Funding		\$350,000	\$350,000	\$0	\$0	\$0	\$0	\$0	\$0
Total Estimated Costs		\$350,000							
Total Unfunded		\$0					Funding Status:	Fully Funded	
							Actuals:	\$130,093	
Total Est. Annual Operating Impact		Minimal					Encumbrances:	\$0	
40-P-00-0241	Kennedy Park Restroom Building Improvements						District: 2		
40-B35838							Status:	Active	
Demolition of existing bathroom structure to further design and build a new ADA compliant restroom building and park maintenance storage							Phase:	Construction	
							Est. Completion Date: December 2023		

Sources and Estimated Costs by Department

Parks and Recreation

Project No.	Project Title	Totals	Prior Years	Current 2023-24	Future Estimates				
					2024-25	2025-26	2026-27	2027-28	2028-29
	Contribution from General Fund-SSL	\$15,843	\$15,843	\$0	\$0	\$0	\$0	\$0	\$0
	Homeland Defense Bond Series 1	\$333	\$333	\$0	\$0	\$0	\$0	\$0	\$0
	Homeland Defense Bond Series 3	\$61,195	\$61,195	\$0	\$0	\$0	\$0	\$0	\$0
	Impact Fees 1	\$4,900	\$4,900	\$0	\$0	\$0	\$0	\$0	\$0
	Impact Fees 2	\$526,062	\$526,062	\$0	\$0	\$0	\$0	\$0	\$0
	Sanitary Sewer Non-Bond	\$1,002,983	\$1,002,983	\$0	\$0	\$0	\$0	\$0	\$0
	Sunshine State Government Financing Commission Loan #2	\$4,161	\$4,161	\$0	\$0	\$0	\$0	\$0	\$0
Total Sources of Funding		\$1,615,476	\$1,615,476	\$0	\$0	\$0	\$0	\$0	\$0
Total Estimated Costs		\$1,615,476							
Total Unfunded		\$0							
Total Est. Annual Operating Impact		Minimal							
							Funding Status:	Fully Funded	
							<i>Actuals:</i>	\$1,345,894	
							<i>Encumbrances:</i>	\$257,343	

40-P-00-0055	Kennedy Park Restroom Building Improvements-Sanitary Sewer Component						District: 2		
40-B35838S							Status: Active		
Construction of new restroom building at Kennedy Park							Phase: Construction		
							Est. Completion Date: December 2023		
Sanitary Sewer Non-Bond		\$199,250	\$199,250	\$0	\$0	\$0	\$0	\$0	\$0
Total Sources of Funding		\$199,250	\$199,250	\$0	\$0	\$0	\$0	\$0	\$0
Total Estimated Costs		\$199,250							
Total Unfunded		\$0							
Total Est. Annual Operating Impact		Minimal							
							Funding Status: Fully Funded		
							Actuals: \$192,907		
							Encumbrances: \$6,343		

40-P-20-0732	Kinloch Park - General Plan Design	District: 1
40-B213500		Status: Adopted
<i>General Plan Design for Kinloch Park</i>		Phase: Planning
		Est. Completion Date: December 2023

Sources and Estimated Costs by Department

Parks and Recreation

Project No.	Project Title	Totals	Prior Years	Current 2023-24	Future Estimates				
					2024-25	2025-26	2026-27	2027-28	2028-29
Impact Fees - Parks		\$100,000	\$100,000	\$0	\$0	\$0	\$0	\$0	\$0
Total Sources of Funding		\$100,000	\$100,000	\$0	\$0	\$0	\$0	\$0	\$0
Total Estimated Costs		\$100,000							
Total Unfunded		\$0					Funding Status:	Fully Funded	
							Actuals:	\$0	
Total Est. Annual Operating Impact		\$0					Encumbrances:	\$0	
40-P-20-0719	Kinloch Park Building Addition						District:	1	
40-B40457							Status:	Active	
Design and Construction of Building Addition							Phase:	Final Completion	
							Est. Completion Date:	December 2023	
Contribution from Special Revenue Fund		\$200,000	\$200,000	\$0	\$0	\$0	\$0	\$0	\$0
Homeland Defense Bond Series 2		\$47,843	\$47,843	\$0	\$0	\$0	\$0	\$0	\$0
Homeland Defense Bond Series 3		\$49,429	\$49,429	\$0	\$0	\$0	\$0	\$0	\$0
Impact Fees - Parks		\$300,000	\$300,000	\$0	\$0	\$0	\$0	\$0	\$0
Impact Fees 2		\$660,683	\$660,683	\$0	\$0	\$0	\$0	\$0	\$0
Miami-Dade County General Obligation Bond		\$1,299,220	\$1,299,220	\$0	\$0	\$0	\$0	\$0	\$0
Total Sources of Funding		\$2,557,176	\$2,557,176	\$0	\$0	\$0	\$0	\$0	\$0
Total Estimated Costs		\$2,557,955							
Total Unfunded		\$779					Funding Status:	Partial	
							Actuals:	\$2,509,413	
Total Est. Annual Operating Impact		Minimal					Encumbrances:	\$3,326	
40-P-20-0687	Kinloch Park Impact Resistant Windows and Doors Installation						District:		
							Status:	Future Consideration	
Replace all windows and doors at Kinloch Park with Impact Resistant Glass.							Phase:	Planning	
							Est. Completion Date:	September 2024	

Sources and Estimated Costs by Department

Parks and Recreation

Project No.	Project Title	Totals	Prior Years	Current 2023-24	Future Estimates				
					2024-25	2025-26	2026-27	2027-28	2028-29
No Funding Allocated		\$0	\$0	\$0	\$0	\$0	\$0	\$0	\$0
Total Sources of Funding		\$0	\$0	\$0	\$0	\$0	\$0	\$0	\$0
Total Estimated Costs		\$71,000							
Total Unfunded		\$71,000					Funding Status:	Unfunded	
							Actuals:	\$0	
Total Est. Annual Operating Impact		\$0					Encumbrances:	\$0	
40-P-20-0782	Kinloch Park New Recreation Building					District: 1			
					Status: Future Consideration				
Reconfigure current amenities, demolish existing building and redesign and construct new recreation building at Kinloch Park					Phase: Planning				
					Est. Completion Date: April 2024				
No Funding Allocated		\$0	\$0	\$0	\$0	\$0	\$0	\$0	\$0
Total Sources of Funding		\$0	\$0	\$0	\$0	\$0	\$0	\$0	\$0
Total Estimated Costs		\$5,619,360							
Total Unfunded		\$5,619,360					Funding Status:	Unfunded	
							Actuals:	\$0	
Total Est. Annual Operating Impact		Minimal					Encumbrances:	\$0	
40-P-20-0688	Kirk Munroe Park Impact Resistant Windows and Doors Installation					District:			
					Status: Future Consideration				
Replace all windows and doors at park facilities with Impact Resistant Glass. Installation will prevent damage in future stormconditions. 1 single door, 2 small windows, 2 large windows					Phase: Planning				
					Est. Completion Date: September 2024				
No Funding Allocated		\$0	\$0	\$0	\$0	\$0	\$0	\$0	\$0
Total Sources of Funding		\$0	\$0	\$0	\$0	\$0	\$0	\$0	\$0
Total Estimated Costs		\$20,000							
Total Unfunded		\$20,000					Funding Status:	Unfunded	
							Actuals:	\$0	
Total Est. Annual Operating Impact		\$0					Encumbrances:	\$0	
40-P-20-0769	Kirk Munroe Tennis Court Reconstruction and Lighting Improvements					District: 2			
40-B223501						Status: Adopted			
Reconstruction and lightning improvements for tennis court at Kirk Munroe Park					Phase: Planning				
					Est. Completion Date: April 2024				

Sources and Estimated Costs by Department

Parks and Recreation

Project No.	Project Title	Totals	Prior Years	Current 2023-24	Future Estimates				
					2024-25	2025-26	2026-27	2027-28	2028-29
Impact Fees - Parks		\$400,000	\$400,000	\$0	\$0	\$0	\$0	\$0	\$0
Total Sources of Funding		\$400,000	\$400,000	\$0	\$0	\$0	\$0	\$0	\$0
Total Estimated Costs		\$702,420							
Total Unfunded		\$302,420					Funding Status:	Partial	
							Actuals:	\$11,989	
Total Est. Annual Operating Impact		Minimal					Encumbrances:	\$32,404	
40-P-00-0063	Legion Park Community Building Improvements						District: 5		
40-B40510A							Status: Active		
Design and construction for improvements and upgrades to the Legion Park Community Building						Phase: Construction			
						Est. Completion Date: December 2023			
Contribution from General Fund 3		\$1,435,412	\$1,435,412	\$0	\$0	\$0	\$0	\$0	\$0
Impact Fees - Parks		\$2,606,051	\$2,606,051	\$0	\$0	\$0	\$0	\$0	\$0
Impact Fees 2		\$51,774	\$51,774	\$0	\$0	\$0	\$0	\$0	\$0
Miami Forever Bonds - Parks S1A		\$825,000	\$825,000	\$0	\$0	\$0	\$0	\$0	\$0
Total Sources of Funding		\$4,918,237	\$4,918,237	\$0	\$0	\$0	\$0	\$0	\$0
Total Estimated Costs		\$4,918,236							
Total Unfunded		(\$1)					Funding Status:	Fully Funded	
							Actuals:	\$2,629,818	
Total Est. Annual Operating Impact		Minimal					Encumbrances:	\$1,856,118	
40-P-20-0736	Legion Park Enhancements - Upgrade of Outdoor Fitness Equipment						District: 5		
40-B213504							Status: Adopted		
Upgrade of Outdoor Fitness Equipment at Legion Park						Phase: Planning			
						Est. Completion Date: December 2023			
Impact Fees - Parks		\$100,000	\$100,000	\$0	\$0	\$0	\$0	\$0	\$0
Total Sources of Funding		\$100,000	\$100,000	\$0	\$0	\$0	\$0	\$0	\$0
Total Estimated Costs		\$100,000							
Total Unfunded		\$0					Funding Status:	Fully Funded	
							Actuals:	\$0	
Total Est. Annual Operating Impact		\$0					Encumbrances:	\$0	

Sources and Estimated Costs by Department

Parks and Recreation

		Future Estimates							
Project No.	Project Title	Totals	Prior Years	Current 2023-24	2024-25	2025-26	2026-27	2027-28	2028-29
40-P-20-0689	Legion Park Impact Resistant Windows and Doors Installation						District:		
							Status:	Future Consideration	
	Replace all windows and doors at park facilities with Impact Resistant Glass.						Phase:	Planning	
	Installation will prevent damage in future storm conditions.						Est. Completion Date:	September 2024	
No Funding Allocated		\$0	\$0	\$0	\$0	\$0	\$0	\$0	\$0
Total Sources of Funding		\$0	\$0	\$0	\$0	\$0	\$0	\$0	\$0
Total Estimated Costs		\$200,000							
Total Unfunded		\$200,000					Funding Status:	Unfunded	
							Actuals:	\$0	
Total Est. Annual Operating Impact		\$0					Encumbrances:	\$0	
40-P-00-0062	Legion Park Seawall and Non-motorized Ramp						District:	5	
40-B40510							Status:	Active	
	FIND Grant: The project includes, the reconstruction of boat ramp and parking lot, new seawall, bay-walks, solar lighting, drainage upgrade, and a new metal picket fence with gate..						Phase:	Construction	
							Est. Completion Date:	December 2023	
Contribution from General Fund 3	\$150,000	\$150,000	\$0	\$0	\$0	\$0	\$0	\$0	\$0
Contribution from Special Revenue Fund	\$16,933	\$16,933	\$0	\$0	\$0	\$0	\$0	\$0	\$0
Impact Fees - Parks	\$1,331,349	\$1,331,349	\$0	\$0	\$0	\$0	\$0	\$0	\$0
Impact Fees 2	\$241,082	\$241,082	\$0	\$0	\$0	\$0	\$0	\$0	\$0
Miami Forever Bonds - Parks S1A	\$263,000	\$263,000	\$0	\$0	\$0	\$0	\$0	\$0	\$0
Surety Payment Bonds	\$288,060	\$288,060	\$0	\$0	\$0	\$0	\$0	\$0	\$0
Total Sources of Funding		\$2,290,424	\$2,290,424	\$0	\$0	\$0	\$0	\$0	\$0
Total Estimated Costs		\$2,501,975							
Total Unfunded		\$211,551					Funding Status:	Partial	
							Actuals:	\$1,526,530	
Total Est. Annual Operating Impact		Minimal					Encumbrances:	\$610,740	
40-P-21-0014	Legion Park Shoreline Stabilization - Design and Permitting						District:	5	
40-B223507							Status:	Active	
	Design and permitting of a shoreline stabilization and kayak launches at Legion Park - Phase 1						Phase:	Design	
							Est. Completion Date:	December 2023	

Sources and Estimated Costs by Department

Parks and Recreation

Project No.	Project Title	Totals	Prior Years	Current 2023-24	Future Estimates				
					2024-25	2025-26	2026-27	2027-28	2028-29
	Florida Inland Navigation District	\$196,300	\$196,300	\$0	\$0	\$0	\$0	\$0	\$0
	Impact Fees - Parks	\$430,350	\$430,350	\$0	\$0	\$0	\$0	\$0	\$0
Total Sources of Funding		\$626,650	\$626,650	\$0	\$0	\$0	\$0	\$0	\$0
Total Estimated Costs		\$3,518,300							
Total Unfunded		\$2,891,650					Funding Status:	Partial	
							<i>Actuals:</i>	\$161,152	
Total Est. Annual Operating Impact		Minimal					<i>Encumbrances:</i>	\$243,465	
40-P-20-0690	Lemon City Park Day Care Impact Resistant Windows and Doors Installation								
								District:	
								Status:	Future Consideration
								Phase:	Planning
								Est. Completion Date:	September 2024
	No Funding Allocated	\$0	\$0	\$0	\$0	\$0	\$0	\$0	\$0
Total Sources of Funding		\$0	\$0	\$0	\$0	\$0	\$0	\$0	\$0
Total Estimated Costs		\$128,000							
Total Unfunded		\$128,000					Funding Status:	Unfunded	
							<i>Actuals:</i>	\$0	
Total Est. Annual Operating Impact		\$0					<i>Encumbrances:</i>	\$0	
40-P-20-0370	Lemon City Park Enhancements							District:	5
40-B173526								Status:	Active
								Phase:	Administrative Close-Out
								Est. Completion Date:	December 2023
	Contribution from General Fund 3	\$26,950	\$26,950	\$0	\$0	\$0	\$0	\$0	\$0
	Impact Fees 2	\$71,244	\$71,244	\$0	\$0	\$0	\$0	\$0	\$0
Total Sources of Funding		\$98,194	\$98,194	\$0	\$0	\$0	\$0	\$0	\$0
Total Estimated Costs		\$115,000							
Total Unfunded		\$16,806					Funding Status:	Partial	
							<i>Actuals:</i>	\$98,194	
Total Est. Annual Operating Impact		Minimal					<i>Encumbrances:</i>	\$0	

Parks and Recreation

168

Sources and Estimated Costs by Department

Parks and Recreation

Project No.	Project Title	Totals	Prior Years	Current 2023-24	Future Estimates				
					2024-25	2025-26	2026-27	2027-28	2028-29
Contribution from General Fund 3		\$33,739	\$33,739	\$0	\$0	\$0	\$0	\$0	\$0
Contribution from General Fund-SSL		\$552	\$552	\$0	\$0	\$0	\$0	\$0	\$0
Contribution from Special Revenue Fund		\$1,613	\$1,613	\$0	\$0	\$0	\$0	\$0	\$0
Total Sources of Funding		\$35,905	\$35,905	\$0	\$0	\$0	\$0	\$0	\$0
Total Estimated Costs		\$35,905							
Total Unfunded		\$0							
Total Est. Annual Operating Impact		\$0							
40-P-20-0376 Little Haiti Cultural Center Dance Floor Improvements 40-B203513 <i>Interior Improvements at the Little Haiti Cultural Center</i>					District: 5 Status: Adopted Phase: Planning Est. Completion Date: December 2023				
Contribution from General Fund 3		\$181,500	\$181,500	\$0	\$0	\$0	\$0	\$0	\$0
Total Sources of Funding		\$181,500	\$181,500	\$0	\$0	\$0	\$0	\$0	\$0
Total Estimated Costs		\$181,500							
Total Unfunded		\$0							
Total Est. Annual Operating Impact		Minimal							
40-P-00-0122 Little Haiti Cultural Center Roof 40-B70041 <i>Partial removal & replacement of roofing at high roof (Gallery) for the Little Haiti Cultural Center</i>					District: 5 Status: Active Phase: Administrative Close-Out Est. Completion Date: December 2023				
Contribution from General Fund 3		\$206,721	\$206,721	\$0	\$0	\$0	\$0	\$0	\$0
Total Sources of Funding		\$206,721	\$206,721	\$0	\$0	\$0	\$0	\$0	\$0
Total Estimated Costs		\$206,721							
Total Unfunded		\$0							
Total Est. Annual Operating Impact		Minimal							

Sources and Estimated Costs by Department

Parks and Recreation

Project No.	Project Title	Totals	Prior Years	Current 2023-24	Future Estimates				
					2024-25	2025-26	2026-27	2027-28	2028-29
40-P-23-0029	Little Haiti Cultural Complex Caribbean Marketplace Roof Replacement								
40-B233518									
<i>Little Haiti Cultural Complex Caribbean Marketplace Roof Replacement</i>							District: 5		
							Status: Active		
							Phase: Planning		
							Est. Completion Date: December 2024		
Contribution from General Fund 3		\$250,000	\$250,000	\$0	\$0	\$0	\$0	\$0	\$0
Total Sources of Funding		\$250,000	\$250,000	\$0	\$0	\$0	\$0	\$0	\$0
Total Estimated Costs		\$250,000							
Total Unfunded		\$0					Funding Status: Fully Funded		
Total Est. Annual Operating Impact		Minimal					Actuals: \$0		
							Encumbrances: \$0		
40-P-18-0178	Little Haiti Cultural Complex Facility Improvements								
40-B183511									
<i>Upgrades to the complex including exterior stucco repair, exterior painting and window repair for the Community Building and Theater Building.</i>							District: 5		
							Status: Active		
							Phase: Design		
							Est. Completion Date: December 2023		
Contribution from General Fund 3		\$1,610,000	\$1,610,000	\$0	\$0	\$0	\$0	\$0	\$0
Florida Cultural Facilities Program		\$78,250	\$78,250	\$0	\$0	\$0	\$0	\$0	\$0
Total Sources of Funding		\$1,688,250	\$1,688,250	\$0	\$0	\$0	\$0	\$0	\$0
Total Estimated Costs		\$1,813,748							
Total Unfunded		\$125,498					Funding Status: Partial		
Total Est. Annual Operating Impact		Minimal					Actuals: \$1,378,825		
							Encumbrances: \$11,750		
40-P-20-0363	Little Haiti Freedom Garden Park								
40-B40519									
<i>Landscaping, irrigation and site furnishings</i>							District: 5		
							Status: Active		
							Phase: Planning		
							Est. Completion Date: December 2023		

Sources and Estimated Costs by Department

Parks and Recreation

Project No.	Project Title	Totals	Prior Years	Current 2023-24	Future Estimates				
					2024-25	2025-26	2026-27	2027-28	2028-29
Impact Fees 2		\$50,000	\$50,000	\$0	\$0	\$0	\$0	\$0	\$0
Total Sources of Funding		\$50,000	\$50,000	\$0	\$0	\$0	\$0	\$0	\$0
Total Estimated Costs		\$50,000							
Total Unfunded		\$0							
Total Est. Annual Operating Impact		Minimal							
					Funding Status: Fully Funded <i>Actuals:</i> \$0 <i>Encumbrances:</i> \$0				
50-P-21-0012	Little Haiti Locker Room - FFE								
40-B40516A									
<i>FFE project</i>									
					District: 5 Status: Adopted Phase: Planning Est. Completion Date: December 2023				
Impact Fees 2		\$100,000	\$100,000	\$0	\$0	\$0	\$0	\$0	\$0
Total Sources of Funding		\$100,000	\$100,000	\$0	\$0	\$0	\$0	\$0	\$0
Total Estimated Costs		\$100,000							
Total Unfunded		\$0							
Total Est. Annual Operating Impact		\$0							
					Funding Status: Fully Funded <i>Actuals:</i> \$0 <i>Encumbrances:</i> \$0				
40-P-22-0028	Little Haiti Soccer Park								
40-B40516									
<i>Little Haiti Soccer Park</i>									
					District: 5 Status: Adopted Phase: Planning Est. Completion Date: December 2023				
Impact Fees - Parks		\$100,000	\$100,000	\$0	\$0	\$0	\$0	\$0	\$0
Impact Fees 2		\$1,710,871	\$1,710,871	\$0	\$0	\$0	\$0	\$0	\$0
Total Sources of Funding		\$1,810,871	\$1,810,871	\$0	\$0	\$0	\$0	\$0	\$0
Total Estimated Costs		\$1,810,871							
Total Unfunded		\$0							
Total Est. Annual Operating Impact		Minimal							
					Funding Status: Fully Funded <i>Actuals:</i> \$1,684,182 <i>Encumbrances:</i> \$118,366				

Sources and Estimated Costs by Department

Parks and Recreation

Project No.	Project Title	Totals	Prior Years	Current 2023-24	Future Estimates				
					2024-25	2025-26	2026-27	2027-28	2028-29
40-P-20-0768 40-B203532	Little Haiti Soccer Park New Elevator								
	<i>Replace existing elevator system to include elevator controller, signal fixtures, and wiring to ensure a state of the art microprocessor elevator system to improve overall accessibility throughout the park location.</i>								
	Contribution from Special Revenue Fund	\$65,950	\$65,950	\$0	\$0	\$0	\$0	\$0	\$0
	Total Sources of Funding	\$65,950	\$65,950	\$0	\$0	\$0	\$0	\$0	\$0
	Total Estimated Costs	\$126,435							
	Total Unfunded	\$60,485							
	Total Est. Annual Operating Impact	Minimal							
40-P-23-0041 40-B243513	Little Haiti Cultural Center and Caribbean Marketplace A/C Chiller Replacements								
	<i>Little Haiti Cultural Center and Caribbean Marketplace A/C Chiller Replacements</i>								
	Impact Fees- Parks	\$500,000	\$0	\$500,000	\$0	\$0	\$0	\$0	\$0
	Total Sources of Funding	\$500,000	\$0	\$500,000	\$0	\$0	\$0	\$0	\$0
	Total Estimated Costs	\$500,000							
	Total Unfunded	\$0							
	Total Est. Annual Operating Impact	Minimal							
40-P-21-0036 40-B30540	Little River Industrial Park								
	<i>Enhancements and repairs at Little River Industrial Park</i>								

Sources and Estimated Costs by Department

Parks and Recreation

Project No.	Project Title	Totals	Prior Years	Current 2023-24	Future Estimates				
					2024-25	2025-26	2026-27	2027-28	2028-29
	Local Option Gas Tax 2	\$97,030	\$97,030	\$0	\$0	\$0	\$0	\$0	\$0
	Street Bonds - Series 2007	\$1,317,899	\$1,317,899	\$0	\$0	\$0	\$0	\$0	\$0
	Street Bonds - Series 2009	\$380,928	\$380,928	\$0	\$0	\$0	\$0	\$0	\$0
	Street Bonds - Series 2018C	\$47,960	\$47,960	\$0	\$0	\$0	\$0	\$0	\$0
	Transit Half-Cent Surtax 2	\$12,000	\$12,000	\$0	\$0	\$0	\$0	\$0	\$0
Total Sources of Funding		\$1,855,817	\$1,855,817	\$0	\$0	\$0	\$0	\$0	\$0
Total Estimated Costs		\$1,855,817							
Total Unfunded		\$0					Funding Status:	Fully Funded	
							Actuals:	\$1,806,216	
Total Est. Annual Operating Impact		\$0					Encumbrances:	\$1,641	
40-P-19-0202	Little River Mini Park Phase I					District: 5			
40-B193501						Status: Active			
Design and permitting of a seawall amd baywalk at Little River Mini Park					Phase: Dry-Run/Permit				
					Est. Completion Date: December 2023				
	Florida Inland Navigation District	\$41,990	\$41,990	\$0	\$0	\$0	\$0	\$0	\$0
	Impact Fees - Parks	\$553,284	\$553,284	\$0	\$0	\$0	\$0	\$0	\$0
Total Sources of Funding		\$595,274	\$595,274	\$0	\$0	\$0	\$0	\$0	\$0
Total Estimated Costs		\$971,332							
Total Unfunded		\$376,058					Funding Status:	Partial	
							Actuals:	\$123,379	
Total Est. Annual Operating Impact		Minimal					Encumbrances:	\$12,144	
40-P-22-0014	Little River Pocket Park Enhancements					District: 5			
40-B223520						Status: Adopted			
Park Enhancements					Phase: Planning				
					Est. Completion Date: December 2023				
	Impact Fees - Parks	\$100,000	\$100,000	\$0	\$0	\$0	\$0	\$0	\$0
Total Sources of Funding		\$100,000	\$100,000	\$0	\$0	\$0	\$0	\$0	\$0
Total Estimated Costs		\$100,000							
Total Unfunded		\$0					Funding Status:	Fully Funded	
							Actuals:	\$0	
Total Est. Annual Operating Impact		\$0					Encumbrances:	\$0	

Sources and Estimated Costs by Department

Parks and Recreation

Project No.	Project Title	Totals	Prior Years	Current 2023-24	Future Estimates				
					2024-25	2025-26	2026-27	2027-28	2028-29
40-P-20-0364	Little River Pocket Park Playground								
40-B40521									
Install playground and PIP (Protective Industrial Products) flooring							District: 5		
							Status: Active		
							Phase: Planning		
							Est. Completion Date: December 2023		
Impact Fees 2		\$50,000	\$50,000	\$0	\$0	\$0	\$0	\$0	\$0
Total Sources of Funding		\$50,000	\$50,000	\$0	\$0	\$0	\$0	\$0	\$0
Total Estimated Costs		\$50,000							
Total Unfunded		\$0					Funding Status: Fully Funded		
							Actuals: \$0		
Total Est. Annual Operating Impact		Minimal					Encumbrances: \$0		
40-P-23-0018	Lummus Park Court Reconstruction								
40-B233502									
Engineering assessment/design and reconstruction of existing damaged and unsafe basketball court							District: 5		
							Status: Active		
							Phase: Planning		
							Est. Completion Date: April 2025		
Impact Fees - Parks		\$675,000	\$675,000	\$0	\$0	\$0	\$0	\$0	\$0
Total Sources of Funding		\$675,000	\$675,000	\$0	\$0	\$0	\$0	\$0	\$0
Total Estimated Costs		\$675,000							
Total Unfunded		\$0					Funding Status: Fully Funded		
							Actuals: \$10,048		
Total Est. Annual Operating Impact		Minimal					Encumbrances: \$68,474		
40-P-20-0692	Lummus Park Impact Resistant Windows and Doors Installation								
Replace all windows and doors at park facilities with Impact Resistant Glass. Installation will prevent damage in future storm conditions.							District: 1		
							Status: Future Consideration		
							Phase: Planning		
							Est. Completion Date: September 2024		
No Funding Allocated		\$0	\$0	\$0	\$0	\$0	\$0	\$0	\$0
Total Sources of Funding		\$0	\$0	\$0	\$0	\$0	\$0	\$0	\$0
Total Estimated Costs		\$50,000							
Total Unfunded		\$50,000					Funding Status: Unfunded		
							Actuals: \$0		
Total Est. Annual Operating Impact		\$0					Encumbrances: \$0		

Sources and Estimated Costs by Department

Parks and Recreation

Project No.	Project Title	Totals	Prior Years	Current 2023-24	Future Estimates				
					2024-25	2025-26	2026-27	2027-28	2028-29
40-P-21-0037	Lummus Park Landing Area Project								
40-B30643									
<i>Repairs of Landing Area at Lummus Park</i>							District: 1		
							Status: Active		
							Phase: Planning		
							Est. Completion Date: December 2023		
Florida Inland Navigation District		\$570,000	\$570,000	\$0	\$0	\$0	\$0	\$0	\$0
Local Option Gas Tax 2		\$252,398	\$252,398	\$0	\$0	\$0	\$0	\$0	\$0
Street Bonds - Series 2007		\$210,321	\$210,321	\$0	\$0	\$0	\$0	\$0	\$0
Street Bonds - Series 2009		\$901,689	\$901,689	\$0	\$0	\$0	\$0	\$0	\$0
Transit Half-Cent Surtax 2		\$88,819	\$88,819	\$0	\$0	\$0	\$0	\$0	\$0
Total Sources of Funding		\$2,023,226	\$2,023,226	\$0	\$0	\$0	\$0	\$0	\$0
Total Estimated Costs		\$2,023,226							
Total Unfunded		\$0					Funding Status: Fully Funded		
							Actuals: \$1,846,339		
Total Est. Annual Operating Impact		\$0					Encumbrances: \$4,640		
50-P-22-0002	Maintenance Equipment Replacement								
40-B223517									
<i>To fund the replacement of deadlined equipment and purchase of additional equipment needed to keep our park grounds safe and beautiful.</i>							District: Citywide		
							Status: Adopted		
							Phase: Planning		
							Est. Completion Date: December 2023		
Contribution from Special Revenue Fund		\$200,000	\$200,000	\$0	\$0	\$0	\$0	\$0	\$0
Total Sources of Funding		\$200,000	\$200,000	\$0	\$0	\$0	\$0	\$0	\$0
Total Estimated Costs		\$200,000							
Total Unfunded		\$0					Funding Status: Fully Funded		
							Actuals: \$121,153		
Total Est. Annual Operating Impact		\$0					Encumbrances: \$61,392		
40-P-00-0064	Manatee Bend Park Site Lighting								
40-B40523									
<i>Install a lighting system to provide general illumination throughout the park</i>							District: 5		
							Status: Active		
							Phase: Administrative Close-Out		
							Est. Completion Date: December 2023		

Sources and Estimated Costs by Department

Parks and Recreation

Project No.	Project Title	Totals	Prior Years	Current 2023-24	Future Estimates				
					2024-25	2025-26	2026-27	2027-28	2028-29
Contribution from General Fund 3		\$122,584	\$122,584	\$0	\$0	\$0	\$0	\$0	\$0
Impact Fees 2		\$49,395	\$49,395	\$0	\$0	\$0	\$0	\$0	\$0
Total Sources of Funding		\$171,979	\$171,979	\$0	\$0	\$0	\$0	\$0	\$0
Total Estimated Costs		\$208,054							
Total Unfunded		\$36,075					Funding Status:	Partial	
							<i>Actuals:</i>	\$162,608	
Total Est. Annual Operating Impact		Minimal					<i>Encumbrances:</i>	\$5,762	
40-P-20-0760	Margaret Pace Park - Phase 1						District:	2	
40-B233500							Status:	Active	
	<i>Design a green/grey shoreline plan to protect park and address coastal area resiliency needs, build water access for residents to use non-motorized vessels to waterfront, include revision of walkways and waterfront park amenities.</i>						Phase:	A/E Selection	
							Est. Completion Date:	October 2024	
Impact Fees - Parks		\$1,079,600	\$1,079,600	\$0	\$0	\$0	\$0	\$0	\$0
Total Sources of Funding		\$1,079,600	\$1,079,600	\$0	\$0	\$0	\$0	\$0	\$0
Total Estimated Costs		\$1,619,280							
Total Unfunded		\$539,680					Funding Status:	Partial	
							<i>Actuals:</i>	\$2,414	
Total Est. Annual Operating Impact		Minimal					<i>Encumbrances:</i>	\$0	
40-P-20-0377	Margaret Pace Park Enhancements						District:	2	
40-B203514							Status:	Adopted	
	<i>Park Enhancements and Improvements</i>						Phase:	Planning	
							Est. Completion Date:	December 2023	
Contribution from General Fund 3		\$40,996	\$40,996	\$0	\$0	\$0	\$0	\$0	\$0
Contribution from Special Revenue Fund		\$500,000	\$500,000	\$0	\$0	\$0	\$0	\$0	\$0
Impact Fees 2		\$150,000	\$150,000	\$0	\$0	\$0	\$0	\$0	\$0
Total Sources of Funding		\$690,996	\$690,996	\$0	\$0	\$0	\$0	\$0	\$0
Total Estimated Costs		\$150,000							
Total Unfunded		(\$540,996)					Funding Status:	Fully Funded	
							<i>Actuals:</i>	\$30,362	
Total Est. Annual Operating Impact		Minimal					<i>Encumbrances:</i>	\$0	

Sources and Estimated Costs by Department

Parks and Recreation

Project No.	Project Title	Totals	Prior Years	Current 2023-24	Future Estimates				
					2024-25	2025-26	2026-27	2027-28	2028-29
40-P-19-0237	Marine Stadium Basin Trail at Virginia Key								
40-B17354									
<i>Basin trail phase 1 & 2 Design and Construction</i>							District: Citywide		
							Status: Active		
							Phase: Pre-Construction		
							Est. Completion Date: December 2023		
Contribution from General Fund 3		\$451,113	\$451,113	\$0	\$0	\$0	\$0	\$0	\$0
Contribution from General Fund-SSL		\$171,270	\$171,270	\$0	\$0	\$0	\$0	\$0	\$0
Florida Department of Environmental Protection		\$200,000	\$200,000	\$0	\$0	\$0	\$0	\$0	\$0
Florida Department of Environmental Protection		\$200,000	\$200,000	\$0	\$0	\$0	\$0	\$0	\$0
Impact Fees - Parks		\$2,177,618	\$2,177,618	\$0	\$0	\$0	\$0	\$0	\$0
Total Sources of Funding		\$3,200,000	\$3,200,000	\$0	\$0	\$0	\$0	\$0	\$0
Total Estimated Costs		\$3,200,000							
Total Unfunded		\$0							
Total Est. Annual Operating Impact		Minimal							
							Funding Status: Fully Funded		
							<i>Actuals:</i> \$1,078,182		
							<i>Encumbrances:</i> \$1,870,128		
40-P-00-0080	Marine Stadium Park Development								
40-B40668									
<i>16 AC Park Development frontinh Marina Stadium INCLSite Drainage, Water Lines, Sewer Lines, Lighting, Landscaping</i>							District: Citywide		
							Status: Active		
							Phase: Monitoring		
							Est. Completion Date: December 2023		
Contribution from General Fund 3		\$4,386,295	\$4,386,295	\$0	\$0	\$0	\$0	\$0	\$0
Florida Inland Navigation District		\$58,243	\$58,243	\$0	\$0	\$0	\$0	\$0	\$0
Marine Stadium Financing		\$16,000,000	\$16,000,000	\$0	\$0	\$0	\$0	\$0	\$0
National Marine Manufacturers Association		\$3,253,000	\$3,253,000	\$0	\$0	\$0	\$0	\$0	\$0
Total Sources of Funding		\$23,697,538	\$23,697,538	\$0	\$0	\$0	\$0	\$0	\$0
Total Estimated Costs		\$24,134,300							
Total Unfunded		\$436,762							
Total Est. Annual Operating Impact		\$110,000							
							Funding Status: Partial		
							<i>Actuals:</i> \$21,997,827		
							<i>Encumbrances:</i> \$169,010		

Sources and Estimated Costs by Department

Parks and Recreation

Project No.	Project Title	Totals	Prior Years	Current 2023-24	Future Estimates				
					2024-25	2025-26	2026-27	2027-28	2028-29
40-P-22-0006	Mary Brickell Park General Enhancements								
40-B223510									
Various improvements to Mary Brickell Park to include walkway renovations, updated fitness equipment, etc.							District: 2		
							Status: Adopted		
							Phase: Planning		
							Est. Completion Date: December 2023		
Contribution from Special Revenue Fund		\$200,000	\$200,000	\$0	\$0	\$0	\$0	\$0	\$0
Total Sources of Funding		\$200,000	\$200,000	\$0	\$0	\$0	\$0	\$0	\$0
Total Estimated Costs		\$200,000							
Total Unfunded		\$0					Funding Status: Fully Funded		
							Actuals: \$0		
Total Est. Annual Operating Impact		Minimal					Encumbrances: \$0		
40-P-00-0015	Maurice Ferre Park - Walkway								
40-B30538H									
construction and repairs of the existing walkway							District: 2		
							Status: Active		
							Phase: Administrative Close-Out		
							Est. Completion Date: December 2023		
Contribution from General Fund 3		\$460,980	\$460,980	\$0	\$0	\$0	\$0	\$0	\$0
Total Sources of Funding		\$460,980	\$460,980	\$0	\$0	\$0	\$0	\$0	\$0
Total Estimated Costs		\$469,000							
Total Unfunded		\$8,020					Funding Status: Partial		
							Actuals: \$454,325		
Total Est. Annual Operating Impact		Minimal					Encumbrances: \$6,655		
40-P-00-0275	Maurice Ferre Park - Wall Demolition								
40-B203521									
Demolition of retaining wall and area restoration post-demolition							District: Citywide		
							Status: Active		
							Phase: Bidding		
							Est. Completion Date: December 2023		

Sources and Estimated Costs by Department

Parks and Recreation

Project No.	Project Title	Totals	Prior Years	Current 2023-24	Future Estimates				
					2024-25	2025-26	2026-27	2027-28	2028-29
	Downtown Developmental Regional Impact (DDRI) 1	\$325,559	\$325,559	\$0	\$0	\$0	\$0	\$0	\$0
	OMNI CRA Contribution	\$300,000	\$300,000	\$0	\$0	\$0	\$0	\$0	\$0
Total Sources of Funding		\$625,559	\$625,559	\$0	\$0	\$0	\$0	\$0	\$0
Total Estimated Costs		\$625,559							
Total Unfunded		\$0					Funding Status:	Fully Funded	
							Actuals:	\$318,844	
Total Est. Annual Operating Impact		Minimal					Encumbrances:	\$243,836	
40-P-21-0039	Maximo Gomez/Domino Park Restroom Improvements					District: 3			
40-B35861B						Status: Adopted			
Restroom improvements at Maximo Gomez and Domino Parks					Phase: Planning				
					Est. Completion Date: December 2023				
	Homeland Defense Bond Series 1 & 2 - Interest	\$29,241	\$29,241	\$0	\$0	\$0	\$0	\$0	\$0
	Homeland Defense Bond Series 3	\$73,468	\$73,468	\$0	\$0	\$0	\$0	\$0	\$0
	Impact Fees 2	\$200,968	\$200,968	\$0	\$0	\$0	\$0	\$0	\$0
Total Sources of Funding		\$303,677	\$303,677	\$0	\$0	\$0	\$0	\$0	\$0
Total Estimated Costs		\$303,677							
Total Unfunded		\$0					Funding Status:	Fully Funded	
							Actuals:	\$251,752	
Total Est. Annual Operating Impact		\$0					Encumbrances:	\$31,392	
40-P-20-0308	Mayor Parks - Street and Lighting Improvements					District: Citywide			
40-B40710						Status: Active			
Parks, Streets, and Lighting Improvements					Phase: Annual Capital Refurbishme				
					Est. Completion Date: September 2026				
	Contribution from General Fund 3	\$207,249	\$207,249	\$0	\$0	\$0	\$0	\$0	\$0
Total Sources of Funding		\$207,249	\$207,249	\$0	\$0	\$0	\$0	\$0	\$0
Total Estimated Costs		\$920,000							
Total Unfunded		\$712,751					Funding Status:	Partial	
							Actuals:	\$114,189	
Total Est. Annual Operating Impact		Minimal					Encumbrances:	\$0	

Sources and Estimated Costs by Department

Parks and Recreation

Project No.	Project Title	Totals	Prior Years	Current 2023-24	Future Estimates				
					2024-25	2025-26	2026-27	2027-28	2028-29
40-P-22-0015	Melreese Golf Course Structural Improvements								
40-B223508									
Current maintenance building is currently unsafe and damaged. Funding is needed to shore up the existing facility and complete various repairs needed.							District: 1		
							Status: Adopted		
							Phase: Planning		
							Est. Completion Date: December 2023		
Contribution from Special Revenue Fund		\$50,000	\$50,000	\$0	\$0	\$0	\$0	\$0	\$0
Total Sources of Funding		\$50,000	\$50,000	\$0	\$0	\$0	\$0	\$0	\$0
Total Estimated Costs		\$50,000							
Total Unfunded		\$0					Funding Status: Fully Funded		
							Actuals: \$0		
Total Est. Annual Operating Impact		\$0					Encumbrances: \$0		
40-P-20-0343	Melreese Golf Course Enhancements								
40-B183524									
Enhancements at Melreese Golf Course							District: 1		
							Status: Adopted		
							Phase: Planning		
							Est. Completion Date: December 2023		
Miami Sports and Exhibition Authority		\$298,452	\$298,452	\$0	\$0	\$0	\$0	\$0	\$0
Total Sources of Funding		\$298,452	\$298,452	\$0	\$0	\$0	\$0	\$0	\$0
Total Estimated Costs		\$298,452							
Total Unfunded		\$0					Funding Status: Fully Funded		
							Actuals: \$232,819		
Total Est. Annual Operating Impact		Minimal					Encumbrances: \$0		
40-P-23-0044	Melrose Park Lighting Improvements								
40-B243504									
Melrose Park Lighting Improvements							District: 1		
							Status: Proposed		
							Phase: Planning		
							Est. Completion Date: December 2024		
Impact Fees- Parks		\$300,000	\$0	\$300,000	\$0	\$0	\$0	\$0	\$0
Total Sources of Funding		\$300,000	\$0	\$300,000	\$0	\$0	\$0	\$0	\$0
Total Estimated Costs		\$300,000							
Total Unfunded		\$0					Funding Status: Fully Funded		
							Actuals: \$0		
Total Est. Annual Operating Impact		Minimal					Encumbrances: \$0		

Sources and Estimated Costs by Department

Parks and Recreation

Project No.	Project Title	Totals	Prior Years	Current 2023-24	Future Estimates				
					2024-25	2025-26	2026-27	2027-28	2028-29
40-P-19-0210	Moore Park Gym Design and Construction								
40-B193513									
Design for a new gymnasium - based off of the existing Gibson Park Gym design - as an add-on to the existing community center at Moore Park							District: 5		
							Status: Active		
							Phase: Dry-Run/Permit		
							Est. Completion Date: May 2024		
Contribution from General Fund 3		\$83,564	\$83,564	\$0	\$0	\$0	\$0	\$0	\$0
Impact Fees - Parks		\$200,000	\$200,000	\$0	\$0	\$0	\$0	\$0	\$0
Impact Fees 2		\$300,000	\$300,000	\$0	\$0	\$0	\$0	\$0	\$0
Miami Forever Bonds - Parks S1A		\$6,800,000	\$6,800,000	\$0	\$0	\$0	\$0	\$0	\$0
Total Sources of Funding		\$7,383,564	\$7,383,564	\$0	\$0	\$0	\$0	\$0	\$0
Total Estimated Costs		\$14,363,855							
Total Unfunded		\$6,980,291					Funding Status: Partial		
							Actuals: \$796,148		
							Encumbrances: \$225,655		
Total Est. Annual Operating Impact		Minimal							
40-P-20-0582	Morningside Park - Baywalk, Kayak Launch, and Boat Ramp - Phase I								
40-B173511A									
Design of Park Baywalk, kayak launch and boat ramp - FIND Phase I.							District: 2		
							Status: Active		
							Phase: Dry-Run/Permit		
							Est. Completion Date: December 2023		
Florida Inland Navigation District		\$256,637	\$256,637	\$0	\$0	\$0	\$0	\$0	\$0
Impact Fees - Parks		\$618,529	\$618,529	\$0	\$0	\$0	\$0	\$0	\$0
The Nature Conservancy		\$120,000	\$120,000	\$0	\$0	\$0	\$0	\$0	\$0
Total Sources of Funding		\$995,166	\$995,166	\$0	\$0	\$0	\$0	\$0	\$0
Total Estimated Costs		\$14,702,008							
Total Unfunded		\$13,706,842					Funding Status: Partial		
							Actuals: \$579,266		
							Encumbrances: \$327,999		
Total Est. Annual Operating Impact		Minimal							
40-P-20-0743	Morningside Park Aquatic Complex								
40-B213511									
Building, Deck and Pool, Repair and Renovation.							District: 2		
							Status: Active		
							Phase: Administrative Close-Out		
							Est. Completion Date: December 2023		

Sources and Estimated Costs by Department

Parks and Recreation

Project No.	Project Title	Totals	Prior Years	Current 2023-24	Future Estimates				
					2024-25	2025-26	2026-27	2027-28	2028-29
Impact Fees - Parks		\$733,733	\$733,733	\$0	\$0	\$0	\$0	\$0	\$0
Total Sources of Funding		\$733,733	\$733,733	\$0	\$0	\$0	\$0	\$0	\$0
Total Estimated Costs		\$9,502,489							
Total Unfunded		\$8,768,756					Funding Status:	Partial	
							<i>Actuals:</i>	\$328,087	
Total Est. Annual Operating Impact		Minimal					<i>Encumbrances:</i>	\$402,924	
40-P-17-0134	Morningside Park Enhancements							District:	2
40-B173511								Status:	Active
<i>Morningside Park Enhancements - General Site Plan Development</i>								Phase:	Dry-Run/Permit
								Est. Completion Date:	December 2023
Impact Fees - Parks		\$577,110	\$577,110	\$0	\$0	\$0	\$0	\$0	\$0
Total Sources of Funding		\$577,110	\$577,110	\$0	\$0	\$0	\$0	\$0	\$0
Total Estimated Costs		\$701,000							
Total Unfunded		\$123,890					Funding Status:	Partial	
							<i>Actuals:</i>	\$555,377	
Total Est. Annual Operating Impact		Minimal					<i>Encumbrances:</i>	\$21,733	
40-P-00-0066	Morningside Park Floating Dock							District:	2
40-B40532								Status:	Active
<i>FIND Grant: Due to the September 2017 hurricane Irma, the entire deck and floating dock will have to be reconstructed/replaced. The new scope includes redesign, permitting and construction of a new/replacement fixed pier and floating dock.</i>								Phase:	Administrative Close-Out
								Est. Completion Date:	December 2023
Contribution from General Fund 3		\$132,174	\$132,174	\$0	\$0	\$0	\$0	\$0	\$0
Florida Inland Navigation District		\$13,069	\$13,069	\$0	\$0	\$0	\$0	\$0	\$0
Florida Inland Navigation District		\$87,725	\$87,725	\$0	\$0	\$0	\$0	\$0	\$0
Impact Fees - Parks		\$5,304,506	\$31,836	\$5,272,670	\$0	\$0	\$0	\$0	\$0
Impact Fees 2		\$50,000	\$50,000	\$0	\$0	\$0	\$0	\$0	\$0
Total Sources of Funding		\$5,587,474	\$314,804	\$5,272,670	\$0	\$0	\$0	\$0	\$0
Total Estimated Costs		\$316,630							
Total Unfunded		(\$5,270,844)					Funding Status:	Fully Funded	
							<i>Actuals:</i>	\$304,930	
Total Est. Annual Operating Impact		Minimal					<i>Encumbrances:</i>	\$1,797	

Sources and Estimated Costs by Department

Parks and Recreation

Project No.	Project Title	Totals	Prior Years	Current 2023-24	Future Estimates				
					2024-25	2025-26	2026-27	2027-28	2028-29
40-P-20-0694	Morningside Park Impact Resistant Windows and Doors Installation								
							District:		
							Status:	Future Consideration	
							Phase:	Planning	
"Replace all windows and doors at park facilities with Impact Resistant Glass. Installation will prevent damage in future stormconditions. Single Doors: 8 Double Doors: 1 Windows:7							Est. Completion Date: September 2024		
No Funding Allocated		\$0	\$0	\$0	\$0	\$0	\$0	\$0	\$0
Total Sources of Funding		\$0	\$0	\$0	\$0	\$0	\$0	\$0	\$0
Total Estimated Costs		\$71,800							
Total Unfunded		\$71,800					Funding Status:	Unfunded	
							Actuals:	\$0	
Total Est. Annual Operating Impact		\$0					Encumbrances:	\$0	
40-P-00-0012	Museum Park - Partially Funded by CRA 92-686031								
40-B30538									
Construction of a multi-use park with restaurant, underground parking, museum sites, promenade and Museum Park pedestrian Baywalk							District:	Citywide	
							Status:	Active	
							Phase:	Administrative Close-Out	
							Est. Completion Date: December 2023		
Contribution from General Fund 1		\$50,778	\$50,778	\$0	\$0	\$0	\$0	\$0	\$0
Contribution from General Fund 3		\$378,000	\$378,000	\$0	\$0	\$0	\$0	\$0	\$0
Contribution from General Fund-SSL		\$66,852	\$66,852	\$0	\$0	\$0	\$0	\$0	\$0
Florida Inland Navigation District		\$166,569	\$166,569	\$0	\$0	\$0	\$0	\$0	\$0
Homeland Defense Bond		\$277,033	\$277,033	\$0	\$0	\$0	\$0	\$0	\$0
Homeland Defense Bond Series 1		\$100,000	\$100,000	\$0	\$0	\$0	\$0	\$0	\$0
Homeland Defense Bond Series 1 & 2 - Interest		\$219,644	\$219,644	\$0	\$0	\$0	\$0	\$0	\$0
Homeland Defense Bond Series 3		\$1,215,474	\$1,215,474	\$0	\$0	\$0	\$0	\$0	\$0
Impact Fees 2		\$2,500,000	\$2,500,000	\$0	\$0	\$0	\$0	\$0	\$0
Museum Park Settlement		\$850,000	\$850,000	\$0	\$0	\$0	\$0	\$0	\$0
Sunshine State Government Financing Commission Loan #2		\$5,733,140	\$5,733,140	\$0	\$0	\$0	\$0	\$0	\$0
Sunshine State Governmental Financing Commission Loan		\$75,534	\$75,534	\$0	\$0	\$0	\$0	\$0	\$0
Total Sources of Funding		\$11,633,023	\$11,633,023	\$0	\$0	\$0	\$0	\$0	\$0
Total Estimated Costs		\$11,633,023							
Total Unfunded		\$0					Funding Status:	Fully Funded	
							Actuals:	\$11,559,680	
Total Est. Annual Operating Impact		Minimal					Encumbrances:	\$73,343	

Sources and Estimated Costs by Department

Parks and Recreation

Project No.	Project Title	Totals	Prior Years	Current 2023-24	Future Estimates				
					2024-25	2025-26	2026-27	2027-28	2028-29
40-P-20-0373 40-B183510	Museum Park Improvement <i>Improvements to Museum Park</i>								
					District: Citywide Status: Active Phase: Administrative Close-Out Est. Completion Date: December 2023				
OMNI CRA Contribution		\$10,700,000	\$8,700,000	\$2,000,000	\$0	\$0	\$0	\$0	\$0
Total Sources of Funding		\$10,700,000	\$8,700,000	\$2,000,000	\$0	\$0	\$0	\$0	\$0
Total Estimated Costs		\$10,700,000							
Total Unfunded		\$0							
					Funding Status: Fully Funded Actuals: \$8,700,000 Encumbrances: \$0				
Total Est. Annual Operating Impact		Minimal							
40-P-18-0174 40-B183500	Myers Park - FIND Phases I and II - Seawall, Boat Ramp Improvements and Parking <i>Construction of seawall, boat ramp, and parking improvements at Kenneth M. Myers Park located at 2400 S Bayshore DR</i>								
					District: 2 Status: Active Phase: Construction Est. Completion Date: December 2023				
Contribution from General Fund 3		\$300,000	\$300,000	\$0	\$0	\$0	\$0	\$0	\$0
Florida Inland Navigation District		\$41,362	\$41,362	\$0	\$0	\$0	\$0	\$0	\$0
Florida Inland Navigation District		\$841,500	\$841,500	\$0	\$0	\$0	\$0	\$0	\$0
Impact Fees - Parks		\$2,594,093	\$2,594,093	\$0	\$0	\$0	\$0	\$0	\$0
Local Option Gas Tax 1		\$65,532	\$65,532	\$0	\$0	\$0	\$0	\$0	\$0
Transit Half-Cent Surtax 2		\$118,109	\$118,109	\$0	\$0	\$0	\$0	\$0	\$0
Total Sources of Funding		\$3,960,597	\$3,960,597	\$0	\$0	\$0	\$0	\$0	\$0
Total Estimated Costs		\$3,960,597							
Total Unfunded		\$0							
					Funding Status: Partial Actuals: \$410,459 Encumbrances: \$3,107,473				
Total Est. Annual Operating Impact		Minimal							
40-P-19-0215 40-B193518	New Park at 2200 SW 9 Avenue and 910 SW 22 Road <i>Design and Build a new mini park with the following amenities: playground (toddlers), swing, walk path, pergola, pet station, drinking fountain, trash receptacle, bike rack, 4' high aluminum fence, benches, landscape trees and lighting.</i>								
					District: 3 Status: Active Phase: Administrative Close-Out Est. Completion Date: January 2024				

Sources and Estimated Costs by Department

Parks and Recreation

Project No.	Project Title	Totals	Prior Years	Current 2023-24	Future Estimates				
					2024-25	2025-26	2026-27	2027-28	2028-29
Miami Forever Bonds - Parks S1A		\$1,000,000	\$1,000,000	\$0	\$0	\$0	\$0	\$0	\$0
Total Sources of Funding		\$1,000,000	\$1,000,000	\$0	\$0	\$0	\$0	\$0	\$0
Total Estimated Costs		\$1,472,000							
Total Unfunded		\$472,000					Funding Status:	Partial	
Total Est. Annual Operating Impact		Minimal					<i>Actuals:</i>	\$148,855	
							<i>Encumbrances:</i>	\$25,992	
40-P-19-0214	New Park at 3699/3701 SW 1 Avenue								
40-B193517									
<i>New mini park at 3699/3701 SW 1st AVE</i>									
Impact Fees - Parks		\$500,000	\$500,000	\$0	\$0	\$0	\$0	\$0	\$0
Miami Forever Bonds - Parks S1A		\$1,200,000	\$1,200,000	\$0	\$0	\$0	\$0	\$0	\$0
Total Sources of Funding		\$1,700,000	\$1,700,000	\$0	\$0	\$0	\$0	\$0	\$0
Total Estimated Costs		\$1,700,000							
Total Unfunded		\$0					Funding Status:	Fully Funded	
Total Est. Annual Operating Impact		Minimal					<i>Actuals:</i>	\$248,437	
							<i>Encumbrances:</i>	\$438,407	
40-P-20-0638	Park Entrance Enhancements at Museum Park								
<i>Park Entrance Enhancements at Museum Park</i>									
No Funding Allocated		\$0	\$0	\$0	\$0	\$0	\$0	\$0	\$0
Total Sources of Funding		\$0	\$0	\$0	\$0	\$0	\$0	\$0	\$0
Total Estimated Costs		\$2,000,000							
Total Unfunded		\$2,000,000					Funding Status:	Unfunded	
Total Est. Annual Operating Impact		\$0					<i>Actuals:</i>	\$0	
							<i>Encumbrances:</i>	\$0	

Sources and Estimated Costs by Department

Parks and Recreation

Project No.	Project Title	Totals	Prior Years	Current 2023-24	Future Estimates				
					2024-25	2025-26	2026-27	2027-28	2028-29
40-P-19-0203	Park Environmental Control Protection								
40-B193504									
<i>Ongoing Environmental Control Protection on an as needed basis</i>							District: Citywide		
							Status: Active		
							Phase: Monitoring		
							Est. Completion Date: December 2023		
Contribution from General Fund 3		\$836,488	\$836,488	\$0	\$0	\$0	\$0	\$0	\$0
Total Sources of Funding		\$836,488	\$836,488	\$0	\$0	\$0	\$0	\$0	\$0
Total Estimated Costs		\$836,488							
Total Unfunded		\$0					Funding Status: Fully Funded		
							<i>Actuals:</i> \$352,593		
Total Est. Annual Operating Impact		Minimal					<i>Encumbrances:</i> \$70,169		
40-P-20-0704	Parks - 20 Street Trailers Replacement								
40-B213506									
<i>Purchase and installation of 3 new trailers</i>							District: Citywide		
							Status: Active		
							Phase: Dry-Run/Permit		
							Est. Completion Date: December 2023		
Contribution from General Fund 3		\$1,500,000	\$1,500,000	\$0	\$0	\$0	\$0	\$0	\$0
Total Sources of Funding		\$1,500,000	\$1,500,000	\$0	\$0	\$0	\$0	\$0	\$0
Total Estimated Costs		\$2,269,213							
Total Unfunded		\$769,213					Funding Status: Partial		
							<i>Actuals:</i> \$140,785		
Total Est. Annual Operating Impact		\$0					<i>Encumbrances:</i> \$51,373		
40-P-21-0024	Parks Aquatic General Enhancements								
40-B203533									
<i>Aquatic General Enhancements of Parks citywide</i>							District: Citywide		
							Status: Adopted		
							Phase: Planning		
							Est. Completion Date: December 2023		

Sources and Estimated Costs by Department

Parks and Recreation

Project No.	Project Title	Totals	Prior Years	Current 2023-24	Future Estimates				
					2024-25	2025-26	2026-27	2027-28	2028-29
Contribution from Special Revenue Fund		\$172,230	\$172,230	\$0	\$0	\$0	\$0	\$0	\$0
Impact Fees - Parks		\$79	\$79	\$0	\$0	\$0	\$0	\$0	\$0
Total Sources of Funding		\$172,309	\$172,309	\$0	\$0	\$0	\$0	\$0	\$0
Total Estimated Costs		\$172,309							
Total Unfunded		\$0					Funding Status:	Fully Funded	
							Actuals:	\$63,712	
Total Est. Annual Operating Impact		\$0					Encumbrances:	\$0	
50-P-23-0001	Parks Biotmetric Clock Purchase and Installation						District: Citywide		
40-B233511							Status: Adopted		
Clock Purchase and Installation						Phase: Planning			
						Est. Completion Date: April 2025			
Contribution from Special Revenue Fund		\$125,000	\$125,000	\$0	\$0	\$0	\$0	\$0	\$0
Total Sources of Funding		\$125,000	\$125,000	\$0	\$0	\$0	\$0	\$0	\$0
Total Estimated Costs		\$125,000							
Total Unfunded		\$0					Funding Status:	Fully Funded	
							Actuals:	\$0	
Total Est. Annual Operating Impact		Minimal					Encumbrances:	\$10,430	
40-P-19-0254	Parks Environmental Control Protection Construction						District: Citywide		
40-B193504A							Status: Active		
Construction to address environmental requirements as required by DERM at park locations						Phase: Design			
						Est. Completion Date: December 2023			
Contribution from General Fund 3		\$1,525,641	\$1,525,641	\$0	\$0	\$0	\$0	\$0	\$0
Contribution from General Fund-SSL		\$16,738	\$16,738	\$0	\$0	\$0	\$0	\$0	\$0
Total Sources of Funding		\$1,542,379	\$1,542,379	\$0	\$0	\$0	\$0	\$0	\$0
Total Estimated Costs		\$1,542,379							
Total Unfunded		\$0					Funding Status:	Fully Funded	
							Actuals:	\$558,197	
Total Est. Annual Operating Impact		Minimal					Encumbrances:	\$102,360	

Parks and Recreation

188

Sources and Estimated Costs by Department

Parks and Recreation

					Future Estimates				
Project No.	Project Title	Totals	Prior Years	Current 2023-24	2024-25	2025-26	2026-27	2027-28	2028-29
40-P-20-0383 40-B40547	Parks Playground Replacements						District: Citywide		
							Status: Adopted		
							Phase: Planning		
Replace playgrounds as needed							Est. Completion Date: December 2023		
Contribution from General Fund 3		\$544,064	\$544,064	\$0	\$0	\$0	\$0	\$0	\$0
Total Sources of Funding		\$544,064	\$544,064	\$0	\$0	\$0	\$0	\$0	\$0
Total Estimated Costs		\$544,064							
Total Unfunded		\$0					Funding Status: Fully Funded		
							Actuals: \$542,720		
Total Est. Annual Operating Impact		Minimal					Encumbrances: \$1,344		
20-P-23-0001 40-B223521	Parks Public WiFi Installation						District: Citywide		
							Status: Adopted		
							Phase: Planning		
Provide 15 parks (3 per District) with a mix of mesh and non-mesh wireless access points to support Citywide Parks							Est. Completion Date: April 2026		
American Rescue Plan Act		\$2,500,000	\$2,500,000	\$0	\$0	\$0	\$0	\$0	\$0
Total Sources of Funding		\$2,500,000	\$2,500,000	\$0	\$0	\$0	\$0	\$0	\$0
Total Estimated Costs		\$2,500,000							
Total Unfunded		\$0					Funding Status: Fully Funded		
							Actuals: \$0		
Total Est. Annual Operating Impact		Minimal					Encumbrances: \$0		
40-P-23-0048 40-B233522	Parks Recreation Software						District: Citywide		
							Status: Active		
							Phase: Planning		
Parks Recreation Software							Est. Completion Date: December 2024		
Contribution from General Fund 3		\$250,000	\$250,000	\$0	\$0	\$0	\$0	\$0	\$0
Total Sources of Funding		\$250,000	\$250,000	\$0	\$0	\$0	\$0	\$0	\$0
Total Estimated Costs		\$250,000							
Total Unfunded		\$0					Funding Status: Fully Funded		
							Actuals: \$0		
Total Est. Annual Operating Impact		Minimal					Encumbrances: \$0		

Sources and Estimated Costs by Department

Parks and Recreation

Project No.	Project Title	Totals	Prior Years	Current 2023-24	Future Estimates				
					2024-25	2025-26	2026-27	2027-28	2028-29
60-P-23-0000	Parks Vehicle and Equipment Replacements								
40-B233512									
<i>Vehicle and Equipment Replacements</i>							District: Citywide		
							Status: Adopted		
							Phase: Planning		
							Est. Completion Date: April 2025		
Contribution from Special Revenue Fund		\$350,000	\$350,000	\$0	\$0	\$0	\$0	\$0	\$0
Total Sources of Funding		\$350,000	\$350,000	\$0	\$0	\$0	\$0	\$0	\$0
Total Estimated Costs		\$350,000							
Total Unfunded		\$0					Funding Status: Fully Funded		
							Actuals: \$0		
Total Est. Annual Operating Impact		Minimal					Encumbrances: \$0		
40-P-00-0069	PBA / Fern Isle Redevelopment								
40-B40543S									
<i>New set of bathrooms for the park (approx. 800 SF), including all sanitary sewer components for the PBA/Fern Isle Redevelopment Project B-40543</i>							District: 1		
							Status: Active		
							Phase: Construction		
							Est. Completion Date: December 2023		
Sanitary Sewer Non-Bond		\$78,400	\$78,400	\$0	\$0	\$0	\$0	\$0	\$0
Total Sources of Funding		\$78,400	\$78,400	\$0	\$0	\$0	\$0	\$0	\$0
Total Estimated Costs		\$78,400							
Total Unfunded		\$0					Funding Status: Fully Funded		
							Actuals: \$77,600		
Total Est. Annual Operating Impact		Minimal					Encumbrances: \$800		
40-P-00-0068	PBA/Fern Isle Redevelopment								
40-B40543									
<i>Construction of a new parking lot and redesign of PBA/Fern Isle Park</i>							District: 1		
							Status: Active		
							Phase: Final Completion		
							Est. Completion Date: December 2023		

Sources and Estimated Costs by Department

Parks and Recreation

Project No.	Project Title	Totals	Prior Years	Current 2023-24	Future Estimates				
					2024-25	2025-26	2026-27	2027-28	2028-29
Contribution from General Fund 3		\$20,428	\$20,428	\$0	\$0	\$0	\$0	\$0	\$0
Impact Fees - Parks		\$4,146,000	\$4,146,000	\$0	\$0	\$0	\$0	\$0	\$0
Impact Fees 2		\$1,345,925	\$1,345,925	\$0	\$0	\$0	\$0	\$0	\$0
Miami Forever Bonds - Parks S1A		\$244,700	\$244,700	\$0	\$0	\$0	\$0	\$0	\$0
Sanitary Sewer Non-Bond		\$795,300	\$795,300	\$0	\$0	\$0	\$0	\$0	\$0
Total Sources of Funding		\$6,552,353	\$6,552,353	\$0	\$0	\$0	\$0	\$0	\$0
Total Estimated Costs		\$6,552,353							
Total Unfunded		\$0							
Total Est. Annual Operating Impact		\$68,000							
					Funding Status: Fully Funded Actuals: \$6,410,286 Encumbrances: \$10,600				
40-P-22-0037	Peacock Park Phase 1								
40-B233501									
<i>Design & Permitting of Shoreline Stabilization and Kayak Launch</i>					District: 2 Status: Active Phase: A/E Selection Est. Completion Date: September 2024				
Impact Fees - Parks		\$308,000	\$308,000	\$0	\$0	\$0	\$0	\$0	\$0
Total Sources of Funding		\$308,000	\$308,000	\$0	\$0	\$0	\$0	\$0	\$0
Total Estimated Costs		\$464,580							
Total Unfunded		\$156,580							
Total Est. Annual Operating Impact		Minimal							
					Funding Status: Partial Actuals: \$7,921 Encumbrances: \$0				
40-P-18-0181	Peacock Park Roof Replacement								
40-B183518									
<i>Replace in kind of existing asphalt shingle roof and modified bitumen roofing system.</i>					District: 2 Status: Active Phase: Administrative Close-Out Est. Completion Date: December 2023				

Sources and Estimated Costs by Department

Parks and Recreation

Project No.	Project Title	Totals	Prior Years	Current 2023-24	Future Estimates				
					2024-25	2025-26	2026-27	2027-28	2028-29
Contribution from General Fund 3		\$4,058	\$4,058	\$0	\$0	\$0	\$0	\$0	\$0
Contribution from Special Revenue Fund		\$111,789	\$111,789	\$0	\$0	\$0	\$0	\$0	\$0
Total Sources of Funding		\$115,847	\$115,847	\$0	\$0	\$0	\$0	\$0	\$0
Total Estimated Costs		\$115,847							
Total Unfunded		\$0							
Total Est. Annual Operating Impact		Minimal							
					Funding Status: Fully Funded <i>Actuals:</i> \$115,626 <i>Encumbrances:</i> \$220				
40-P-20-0384	Plaza de la Cubanidad								
40-B40708									
Restore and rehabilitate Plaza de la Cubanidad located at the intersection of West Flagler St. and SW 17 AVE					District: 3 Status: Adopted Phase: Planning Est. Completion Date: December 2023				
American Rescue Plan Act		\$400,000	\$400,000	\$0	\$0	\$0	\$0	\$0	\$0
Impact Fees - Parks		\$363,700	\$363,700	\$0	\$0	\$0	\$0	\$0	\$0
Impact Fees 2		\$200,000	\$200,000	\$0	\$0	\$0	\$0	\$0	\$0
Total Sources of Funding		\$963,700	\$963,700	\$0	\$0	\$0	\$0	\$0	\$0
Total Estimated Costs		\$200,000							
Total Unfunded		(\$763,700)							
Total Est. Annual Operating Impact		Minimal							
					Funding Status: Fully Funded <i>Actuals:</i> \$85,689 <i>Encumbrances:</i> \$134,887				
40-P-20-0340	Pocket Park - 21 NE 16 Street								
40-B183519									
Land acquisition to develop pocket park					District: 5 Status: Adopted Phase: Planning Est. Completion Date: December 2023				
Impact Fees 2		\$220,000	\$220,000	\$0	\$0	\$0	\$0	\$0	\$0
Total Sources of Funding		\$220,000	\$220,000	\$0	\$0	\$0	\$0	\$0	\$0
Total Estimated Costs		\$220,000							
Total Unfunded		\$0							
Total Est. Annual Operating Impact		Minimal							
					Funding Status: Fully Funded <i>Actuals:</i> \$0 <i>Encumbrances:</i> \$0				

Sources and Estimated Costs by Department

Parks and Recreation

Project No.	Project Title	Totals	Prior Years	Current 2023-24	Future Estimates				
					2024-25	2025-26	2026-27	2027-28	2028-29
40-P-20-0361	Recreation Plan Master Plan								
40-B35895A									
<i>Recreation Master Plan</i>							District: Citywide		
							Status: Active		
							Phase: Planning		
							Est. Completion Date: December 2023		
Contribution from General Fund 3		\$250,000	\$250,000	\$0	\$0	\$0	\$0	\$0	\$0
Total Sources of Funding		\$250,000	\$250,000	\$0	\$0	\$0	\$0	\$0	\$0
Total Estimated Costs		\$250,000							
Total Unfunded		\$0					Funding Status: Fully Funded		
							<i>Actuals:</i> \$165,957		
Total Est. Annual Operating Impact		Minimal					<i>Encumbrances:</i> \$13,767		
40-P-20-0335	Recreation Software								
40-B183502									
<i>Funding is required to purchase an updated recreation software</i>							District: Citywide		
							Status: Active		
							Phase: Design		
							Est. Completion Date: December 2023		
Impact Fees - Parks		\$550,000	\$550,000	\$0	\$0	\$0	\$0	\$0	\$0
Total Sources of Funding		\$550,000	\$550,000	\$0	\$0	\$0	\$0	\$0	\$0
Total Estimated Costs		\$550,000							
Total Unfunded		\$0					Funding Status: Fully Funded		
							<i>Actuals:</i> \$495,575		
Total Est. Annual Operating Impact		\$12,000					<i>Encumbrances:</i> \$15,225		
40-P-20-0656	Refurbishing and Improvements at Roberto Clemente, Juan Pablo Duarte, African Square and Little Haiti Soccer Parks								
<i>Refurbish splash park equipment and features at four park locations.</i>							District: Citywide		
							Status: Future Consideration		
							Phase: Planning		
							Est. Completion Date: December 2023		
No Funding Allocated		\$0	\$0	\$0	\$0	\$0	\$0	\$0	\$0
Total Sources of Funding		\$0	\$0	\$0	\$0	\$0	\$0	\$0	\$0
Total Estimated Costs		\$120,000							
Total Unfunded		\$120,000					Funding Status: Unfunded		
							<i>Actuals:</i> \$0		
Total Est. Annual Operating Impact		\$0					<i>Encumbrances:</i> \$0		

Sources and Estimated Costs by Department

Parks and Recreation

Project No.	Project Title	Totals	Prior Years	Current 2023-24	Future Estimates				
					2024-25	2025-26	2026-27	2027-28	2028-29
40-P-21-0034	Regatta Park								
40-B30182B									
<i>Enhancements and repairs at Regatta Park</i>							District: 2		
							Status: Adopted		
							Phase: Planning		
							Est. Completion Date: December 2023		
10% Marinas Revenue		\$440,000	\$440,000	\$0	\$0	\$0	\$0	\$0	\$0
Coconut Grove Waterfront Master Plan - Biscayne Bay Yacht Club		\$367,990	\$367,990	\$0	\$0	\$0	\$0	\$0	\$0
Coconut Grove Waterfront Master Plan - Coral Reef Yacht Club		\$458,414	\$458,414	\$0	\$0	\$0	\$0	\$0	\$0
Florida Inland Navigation District		\$20,000	\$20,000	\$0	\$0	\$0	\$0	\$0	\$0
Impact Fees 2		\$6,100,000	\$6,100,000	\$0	\$0	\$0	\$0	\$0	\$0
Miami Parking Authority		\$1,300,000	\$1,300,000	\$0	\$0	\$0	\$0	\$0	\$0
Private - TVM Productions		\$154,155	\$154,155	\$0	\$0	\$0	\$0	\$0	\$0
Total Sources of Funding		\$8,840,559	\$8,840,559	\$0	\$0	\$0	\$0	\$0	\$0
Total Estimated Costs		\$8,840,559							
Total Unfunded		\$0							
Total Est. Annual Operating Impact		\$0							
							Funding Status: Fully Funded		
							Actuals: \$8,764,779		
							Encumbrances: \$1,346		
40-P-00-0004	Regatta Park - Phase II-(Baywalk, Boat Hoist and Floating Dock)								
40-B30182C									
<i>FIND Grant Funded Project. Construction of baywalk, boat hoist and floating dock at Regatta Park located at 2700 S Bayshore Drive</i>							District: 2		
							Status: Active		
							Phase: Administrative Close-Out		
							Est. Completion Date: December 2023		
Contribution from General Fund 3		\$194,434	\$194,434	\$0	\$0	\$0	\$0	\$0	\$0
Contribution from General Fund- SSL		\$1,447	\$1,447	\$0	\$0	\$0	\$0	\$0	\$0
Florida Inland Navigation District		\$363,125	\$363,125	\$0	\$0	\$0	\$0	\$0	\$0
Impact Fees - Parks		\$388,439	\$388,439	\$0	\$0	\$0	\$0	\$0	\$0
Private - TVM Productions		\$51,119	\$51,119	\$0	\$0	\$0	\$0	\$0	\$0
Total Sources of Funding		\$998,564	\$998,564	\$0	\$0	\$0	\$0	\$0	\$0
Total Estimated Costs		\$998,564							
Total Unfunded		\$0							
Total Est. Annual Operating Impact		Minimal							
							Funding Status: Fully Funded		
							Actuals: \$959,745		
							Encumbrances: \$0		

Sources and Estimated Costs by Department

Parks and Recreation

Project No.	Project Title	Totals	Prior Years	Current 2023-24	Future Estimates				
					2024-25	2025-26	2026-27	2027-28	2028-29
40-P-20-0339 40-B183517	Regatta Park Enhancements								
For general enhancements at Regatta Park							District: 2		
							Status: Active		
							Phase: Planning		
							Est. Completion Date: December 2023		
Contribution from General Fund 3		\$70,000	\$70,000	\$0	\$0	\$0	\$0	\$0	\$0
Contribution from Special Revenue Fund		\$53,800	\$53,800	\$0	\$0	\$0	\$0	\$0	\$0
Private - TVM Productions		\$18,404	\$18,404	\$0	\$0	\$0	\$0	\$0	\$0
Total Sources of Funding		\$142,204	\$142,204	\$0	\$0	\$0	\$0	\$0	\$0
Total Estimated Costs		\$72,204							
Total Unfunded		(\$70,000)							
Total Est. Annual Operating Impact		Minimal							
							Funding Status: Fully Funded		
							Actuals: \$116,982		
							Encumbrances: \$22		
40-P-20-0779	Regatta Park Restroom Facility - Study/Design								
New design needed for restroom facility to accommodate the high volume of traffic that is seen at this park location.							District: 2		
							Status: Future Consideration		
							Phase: Planning		
							Est. Completion Date: April 2024		
No Funding Allocated		\$0	\$0	\$0	\$0	\$0	\$0	\$0	\$0
Total Sources of Funding		\$0	\$0	\$0	\$0	\$0	\$0	\$0	\$0
Total Estimated Costs		\$545,000							
Total Unfunded		\$545,000							
Total Est. Annual Operating Impact		Minimal							
							Funding Status: Unfunded		
							Actuals: \$0		
							Encumbrances: \$0		
40-P-21-0045 40-B75909A	Riverside Park								
Miscellaneous improvements at Riverside Park							District: 3		
							Status: Adopted		
							Phase: Planning		
							Est. Completion Date: December 2023		

Sources and Estimated Costs by Department

Parks and Recreation

Project No.	Project Title	Totals	Prior Years	Current 2023-24	Future Estimates				
					2024-25	2025-26	2026-27	2027-28	2028-29
Impact Fees 2		\$250,000	\$250,000	\$0	\$0	\$0	\$0	\$0	\$0
Total Sources of Funding		\$250,000	\$250,000	\$0	\$0	\$0	\$0	\$0	\$0
Total Estimated Costs		\$250,000							
Total Unfunded		\$0							
Total Est. Annual Operating Impact		\$0							
							Funding Status: Fully Funded		
							<i>Actuals:</i> \$96,287		
							<i>Encumbrances:</i> \$0		
40-P-19-0212	Riverside Park Renovations and Enhancements								
40-B193515									
<i>Playground equipment and miscellaneous park renovations and enhancements at the existing Riverside Park. Design and construction of synthetic turf field.</i>							District: 3		
							Status: Active		
							Phase: Design		
							Est. Completion Date: December 2023		
Impact Fees - Parks		\$2,000,000	\$1,000,000	\$1,000,000	\$0	\$0	\$0	\$0	\$0
Miami Forever Bonds - Parks S1A		\$995,000	\$995,000	\$0	\$0	\$0	\$0	\$0	\$0
Total Sources of Funding		\$2,995,000	\$1,995,000	\$1,000,000	\$0	\$0	\$0	\$0	\$0
Total Estimated Costs		\$3,184,578							
Total Unfunded		\$189,578							
Total Est. Annual Operating Impact		Minimal							
							Funding Status: Partial		
							<i>Actuals:</i> \$650,390		
							<i>Encumbrances:</i> \$55,316		
40-P-23-0023	Robert King High Park - Trees								
40-B233509									
<i>Design of general enhancements at Robert King High Park - Tree Component</i>							District: 4		
							Status: Adopted		
							Phase: Planning		
							Est. Completion Date: April 2026		
Contribution from Special Revenue Fund		\$200,000	\$200,000	\$0	\$0	\$0	\$0	\$0	\$0
Total Sources of Funding		\$200,000	\$200,000	\$0	\$0	\$0	\$0	\$0	\$0
Total Estimated Costs		\$200,000							
Total Unfunded		\$0							
Total Est. Annual Operating Impact		Minimal							
							Funding Status: Fully Funded		
							<i>Actuals:</i> \$0		
							<i>Encumbrances:</i> \$0		

Sources and Estimated Costs by Department

Parks and Recreation

Project No.	Project Title	Totals	Prior Years	Current 2023-24	Future Estimates				
					2024-25	2025-26	2026-27	2027-28	2028-29
40-P-23-0059	Robert King High Park Basketball Court Lighting and Hoops								
40-B243511									
<i>Robert King High Park Basketball Court Lighting and Hoops</i>							District: 4		
							Status: Proposed		
							Phase: Planning		
							Est. Completion Date: December 2024		
Impact Fees- Parks		\$300,000	\$0	\$300,000	\$0	\$0	\$0	\$0	\$0
Total Sources of Funding		\$300,000	\$0	\$300,000	\$0	\$0	\$0	\$0	\$0
Total Estimated Costs		\$300,000							
Total Unfunded		\$0					Funding Status: Fully Funded		
							Actuals: \$0		
Total Est. Annual Operating Impact		Minimal					Encumbrances: \$0		
40-P-22-0017	Robert King High Park Enhancements								
40-B223512									
<i>To address improvements and needs at Robert King High Park.</i>							District: 4		
							Status: Adopted		
							Phase: Planning		
							Est. Completion Date: December 2023		
Contribution from Special Revenue Fund		\$100,000	\$100,000	\$0	\$0	\$0	\$0	\$0	\$0
Total Sources of Funding		\$100,000	\$100,000	\$0	\$0	\$0	\$0	\$0	\$0
Total Estimated Costs		\$100,000							
Total Unfunded		\$0					Funding Status: Fully Funded		
							Actuals: \$68,000		
Total Est. Annual Operating Impact		\$0					Encumbrances: \$0		
40-P-21-0001	Robert King High Park General Enhancements								
40-B223504									
<i>Design of general enhancements at Robert King High Park of expanded maintenance room, larger restroom with showers, replace picnic shelters, enhance trail, lights, treehouse, and fill moat</i>							District: 4		
							Status: Adopted		
							Phase: Planning		
							Est. Completion Date: December 2023		
Impact Fees - Parks		\$300,000	\$300,000	\$0	\$0	\$0	\$0	\$0	\$0
Total Sources of Funding		\$300,000	\$300,000	\$0	\$0	\$0	\$0	\$0	\$0
Total Estimated Costs		\$300,000							
Total Unfunded		\$0					Funding Status: Fully Funded		
							Actuals: \$0		
Total Est. Annual Operating Impact		Minimal					Encumbrances: \$0		

Sources and Estimated Costs by Department

Parks and Recreation

Project No.	Project Title	Totals	Prior Years	Current 2023-24	Future Estimates				
					2024-25	2025-26	2026-27	2027-28	2028-29
40-P-20-0350	Roberto Clemente Park - Irrigation, Drainage and Baseball Field Improvements								
40-B203505									
Grade and drainage plan for baseball field, resod and fence replacement, dugout and bull pen improvements							District: 5		
							Status: Active		
							Phase: Planning		
							Est. Completion Date: December 2023		
Impact Fees - Parks		\$800,000	\$800,000	\$0	\$0	\$0	\$0	\$0	\$0
Total Sources of Funding		\$800,000	\$800,000	\$0	\$0	\$0	\$0	\$0	\$0
Total Estimated Costs		\$800,000							
Total Unfunded		\$0					Funding Status: Fully Funded		
							Actuals: \$37,222		
Total Est. Annual Operating Impact		Minimal					Encumbrances: \$0		
40-P-23-0043	Ronald Reagan Park Enhancements								
40-B243505									
Ronald Reagan Park Enhancements							District: 2		
							Status: Proposed		
							Phase: Planning		
							Est. Completion Date: December 2024		
Impact Fees- Parks		\$75,000	\$0	\$75,000	\$0	\$0	\$0	\$0	\$0
Total Sources of Funding		\$75,000	\$0	\$75,000	\$0	\$0	\$0	\$0	\$0
Total Estimated Costs		\$75,000							
Total Unfunded		\$0					Funding Status: Fully Funded		
							Actuals: \$0		
Total Est. Annual Operating Impact		Minimal					Encumbrances: \$0		
40-P-20-0272	Roof Assessment - Caribbean Little Haiti Cultural Center								
40-B203520									
Roof Assessment of Caribbean Marketplace							District: 5		
							Status: Active		
							Phase: Design		
							Est. Completion Date: December 2023		
Contribution from General Fund 3		\$65,000	\$65,000	\$0	\$0	\$0	\$0	\$0	\$0
Total Sources of Funding		\$65,000	\$65,000	\$0	\$0	\$0	\$0	\$0	\$0
Total Estimated Costs		\$184,500							
Total Unfunded		\$119,500					Funding Status: Partial		
							Actuals: \$60,762		
Total Est. Annual Operating Impact		Minimal					Encumbrances: \$0		

Sources and Estimated Costs by Department

Parks and Recreation

Project No.	Project Title	Totals	Prior Years	Current 2023-24	Future Estimates				
					2024-25	2025-26	2026-27	2027-28	2028-29
40-P-23-0021	Ruben Dario Park - Construction Design/Documents								
40-B233505									
Development of undeveloped vacant lot to include, but not limited to, soccer amenities, outdoor fitness area, and restroom facility							District: Citywide		
							Status: Adopted		
							Phase: Planning		
							Est. Completion Date: April 2026		
Impact Fees - Parks		\$540,600	\$540,600	\$0	\$0	\$0	\$0	\$0	\$0
Total Sources of Funding		\$540,600	\$540,600	\$0	\$0	\$0	\$0	\$0	\$0
Total Estimated Costs		\$540,600							
Total Unfunded		\$0					Funding Status: Fully Funded		
							Actuals:	\$0	
Total Est. Annual Operating Impact		Minimal					Encumbrances:	\$0	
40-P-23-0024	Sewell Park - ARPA								
40-B233515									
Sewell Park - ARPA							District: 1		
							Status: Adopted		
							Phase: Planning		
							Est. Completion Date: April 2026		
American Rescue Plan Act		\$250,000	\$250,000	\$0	\$0	\$0	\$0	\$0	\$0
Total Sources of Funding		\$250,000	\$250,000	\$0	\$0	\$0	\$0	\$0	\$0
Total Estimated Costs		\$250,000							
Total Unfunded		\$0					Funding Status: Fully Funded		
							Actuals:	\$0	
Total Est. Annual Operating Impact		Minimal					Encumbrances:	\$0	
40-P-20-0261	Sewell Park - Walkway and Park Enhancements - Assessment								
40-B203504									
Develop Master Plan for Sewell Park Walkway and Park Enhancements							District: 1		
							Status: Active		
							Phase: Design		
							Est. Completion Date: July 2024		
Impact Fees - Parks		\$1,600,000	\$1,600,000	\$0	\$0	\$0	\$0	\$0	\$0
Total Sources of Funding		\$1,600,000	\$1,600,000	\$0	\$0	\$0	\$0	\$0	\$0
Total Estimated Costs		\$1,600,000							
Total Unfunded		\$0					Funding Status: Fully Funded		
							Actuals:	\$159,370	
Total Est. Annual Operating Impact		Minimal					Encumbrances:	\$241,119	

Sources and Estimated Costs by Department

Parks and Recreation

Project No.	Project Title	Totals	Prior Years	Current 2023-24	Future Estimates				
					2024-25	2025-26	2026-27	2027-28	2028-29
40-P-20-0346	Sewell Park Seawall Reconstruction - Phase I								
40-B193519									
<i>Design of Seawall, Baywalk and Kayak launch at Sewell Park</i>							District: 1		
							Status: Active		
							Phase: Design		
							Est. Completion Date: October 2024		
Florida Inland Navigation District		\$408,595	\$408,595	\$0	\$0	\$0	\$0	\$0	\$0
Impact Fees - Parks		\$774,683	\$774,683	\$0	\$0	\$0	\$0	\$0	\$0
Total Sources of Funding		\$1,183,278	\$1,183,278	\$0	\$0	\$0	\$0	\$0	\$0
Total Estimated Costs		\$4,261,112							
Total Unfunded		\$3,077,834					Funding Status:	Partial	
							<i>Actuals:</i>	\$167,452	
Total Est. Annual Operating Impact		Minimal					<i>Encumbrances:</i>	\$141,711	
40-P-20-0707	Shenandoah Park - Removal of Fire Trailer and Area Restoration								
<i>Remove existing trailer and park area.</i>							District: 4		
							Status: Future Consideration		
							Phase: Planning		
							Est. Completion Date: December 2023		
No Funding Allocated		\$0	\$0	\$0	\$0	\$0	\$0	\$0	\$0
Total Sources of Funding		\$0	\$0	\$0	\$0	\$0	\$0	\$0	\$0
Total Estimated Costs		\$150,000							
Total Unfunded		\$150,000					Funding Status:	Unfunded	
							<i>Actuals:</i>	\$0	
Total Est. Annual Operating Impact		\$0					<i>Encumbrances:</i>	\$0	
40-P-20-0735	Shenandoah Park - Sports Lighting Upgrade								
40-B213503									
<i>Upgrade of Sports Lighting at Shenandoah Park</i>							District: 4		
							Status: Adopted		
							Phase: Planning		
							Est. Completion Date: December 2023		

Sources and Estimated Costs by Department

Parks and Recreation

Project No.	Project Title	Totals	Prior Years	Current 2023-24	Future Estimates				
					2024-25	2025-26	2026-27	2027-28	2028-29
	Contribution from Special Revenue Fund	\$150,000	\$150,000	\$0	\$0	\$0	\$0	\$0	\$0
	Impact Fees - Parks	\$200,000	\$200,000	\$0	\$0	\$0	\$0	\$0	\$0
Total Sources of Funding		\$350,000	\$350,000	\$0	\$0	\$0	\$0	\$0	\$0
Total Estimated Costs		\$200,000							
Total Unfunded		(\$150,000)							
Total Est. Annual Operating Impact		\$0							
							Funding Status: Fully Funded		
							<i>Actuals:</i> \$275,017		
							<i>Encumbrances:</i> \$53,933		

40-P-00-0070 Shenandoah Park Pool Renovation **District:** 4
 40-B40563 **Status:** Active
New swimming pool/pool building, and enhancements to the park **Phase:** Construction
Est. Completion Date: December 2023

Contribution from General Fund 3	\$160,218	\$160,218	\$0	\$0	\$0	\$0	\$0	\$0	\$0
Contribution from Special Revenue Fund	\$456,000	\$456,000	\$0	\$0	\$0	\$0	\$0	\$0	\$0
Impact Fees - Parks	\$5,056,000	\$5,056,000	\$0	\$0	\$0	\$0	\$0	\$0	\$0
Impact Fees 2	\$4,929,000	\$4,929,000	\$0	\$0	\$0	\$0	\$0	\$0	\$0
Miami Forever Bonds - Parks S1A	\$600,000	\$600,000	\$0	\$0	\$0	\$0	\$0	\$0	\$0
Sanitary Sewer Non-Bond	\$2,075,257	\$2,075,257	\$0	\$0	\$0	\$0	\$0	\$0	\$0
Total Sources of Funding		\$13,276,475	\$13,276,475	\$0	\$0	\$0	\$0	\$0	\$0
Total Estimated Costs		\$11,626,475							
Total Unfunded		(\$1,650,000)							
Total Est. Annual Operating Impact		Minimal							
							Funding Status: Fully Funded		
							<i>Actuals:</i> \$9,422,158		
							<i>Encumbrances:</i> \$1,686,469		

40-P-23-0001 Shenandoah Playground Replacement **District:** 4
 40-B233507 **Status:** Adopted
Remove existing playground and replace with new and improved playground **Phase:** Planning
Est. Completion Date: September 2024

Sources and Estimated Costs by Department

Parks and Recreation

Project No.	Project Title	Totals	Prior Years	Current 2023-24	Future Estimates				
					2024-25	2025-26	2026-27	2027-28	2028-29
Contribution from General Fund 3		\$150,000	\$150,000	\$0	\$0	\$0	\$0	\$0	\$0
Miami Forever Bonds - Parks S2A		\$750,000	\$750,000	\$0	\$0	\$0	\$0	\$0	\$0
Total Sources of Funding		\$900,000	\$900,000	\$0	\$0	\$0	\$0	\$0	\$0
Total Estimated Costs		\$750,000							
Total Unfunded		(\$150,000)					Funding Status: Fully Funded		
							<i>Actuals:</i>	\$0	
Total Est. Annual Operating Impact		Minimal					<i>Encumbrances:</i>	\$750,000	
40-P-20-0338	Sherdavia Jenkins Improvements						District: 5		
40-B183514							Status: Adopted		
	<i>Sherdavia Jenkins Park Improvements</i>						Phase: Planning		
							Est. Completion Date: December 2023		
Impact Fees 2		\$101,551	\$101,551	\$0	\$0	\$0	\$0	\$0	\$0
Total Sources of Funding		\$101,551	\$101,551	\$0	\$0	\$0	\$0	\$0	\$0
Total Estimated Costs		\$101,551							
Total Unfunded		\$0					Funding Status: Fully Funded		
							<i>Actuals:</i>	\$0	
Total Est. Annual Operating Impact		Minimal					<i>Encumbrances:</i>	\$0	
40-P-20-0347	Silver Bluff Park Improvement and Enhancements						District: 4		
40-B193523							Status: Active		
	<i>General park improvements and enhancements</i>						Phase: Dry-Run/Permit		
							Est. Completion Date: December 2023		
Contribution from General Fund 3		\$225,000	\$225,000	\$0	\$0	\$0	\$0	\$0	\$0
Impact Fees - Parks		\$325,428	\$325,428	\$0	\$0	\$0	\$0	\$0	\$0
Total Sources of Funding		\$550,428	\$550,428	\$0	\$0	\$0	\$0	\$0	\$0
Total Estimated Costs		\$125,000							
Total Unfunded		(\$425,428)					Funding Status: Fully Funded		
							<i>Actuals:</i>	\$179,056	
Total Est. Annual Operating Impact		Minimal					<i>Encumbrances:</i>	\$39,809	

Sources and Estimated Costs by Department

Parks and Recreation

Project No.	Project Title	Totals	Prior Years	Current 2023-24	Future Estimates				
					2024-25	2025-26	2026-27	2027-28	2028-29
40-P-20-0336	Simonhoff Mini Park Enhancements								
40-B183507									
Enhancements to improve such as access control, walking trails, drainage systems, and landscaping							District: 5		
							Status: Adopted		
							Phase: Planning		
							Est. Completion Date: December 2023		
Impact Fees - Parks		\$400,000	\$400,000	\$0	\$0	\$0	\$0	\$0	\$0
Total Sources of Funding		\$400,000	\$400,000	\$0	\$0	\$0	\$0	\$0	\$0
Total Estimated Costs		\$750,000							
Total Unfunded		\$350,000					Funding Status:	Partial	
							Actuals:	\$0	
Total Est. Annual Operating Impact		Minimal					Encumbrances:	\$0	
40-P-21-0019	Simpson Park General Enhancements								
40-B223502									
To remove all existing standard windows and doors, and install impact-resistant windows and doors at facility; and to restore existing gazebo.							District: 2		
							Status: Adopted		
							Phase: Planning		
							Est. Completion Date: December 2023		
Impact Fees - Parks		\$300,000	\$300,000	\$0	\$0	\$0	\$0	\$0	\$0
Total Sources of Funding		\$300,000	\$300,000	\$0	\$0	\$0	\$0	\$0	\$0
Total Estimated Costs		\$500,000							
Total Unfunded		\$200,000					Funding Status:	Partial	
							Actuals:	\$17,284	
Total Est. Annual Operating Impact		Minimal					Encumbrances:	\$54,731	
40-P-20-0659	Simpson Park Visitor Center Renovation								
Renovate current visitor center to include epoxy flooring, LED lighting, bathroom remodeling, and integration of interpretive education.							District: 2		
							Status: Future Consideration		
							Phase: Planning		
							Est. Completion Date: September 2024		
No Funding Allocated		\$0	\$0	\$0	\$0	\$0	\$0	\$0	\$0
Total Sources of Funding		\$0	\$0	\$0	\$0	\$0	\$0	\$0	\$0
Total Estimated Costs		\$133,000							
Total Unfunded		\$133,000					Funding Status:	Unfunded	
							Actuals:	\$0	
Total Est. Annual Operating Impact		\$0					Encumbrances:	\$0	

Sources and Estimated Costs by Department

Parks and Recreation

Project No.	Project Title	Totals	Prior Years	Current 2023-24	Future Estimates				
					2024-25	2025-26	2026-27	2027-28	2028-29
40-P-23-0061	Southside Park Building and Exterior Improvements								
40-B233519									
Southside Park Building and Exterior Improvements							District: 3		
							Status: Active		
							Phase: Planning		
							Est. Completion Date: December 2024		
Contribution from General Fund 3		\$75,000	\$75,000	\$0	\$0	\$0	\$0	\$0	\$0
Total Sources of Funding		\$75,000	\$75,000	\$0	\$0	\$0	\$0	\$0	\$0
Total Estimated Costs		\$75,000							
Total Unfunded		\$0					Funding Status: Fully Funded		
							Actuals: \$0		
Total Est. Annual Operating Impact		Minimal					Encumbrances: \$37,476		
40-P-20-0385	Southwest Streetscape and Street Tree Master Plan								
40-B183601									
City of Miami Tree Master Plan							District: Citywide		
							Status: Active		
							Phase: Non-Infrastructure		
							Est. Completion Date: December 2023		
Contribution from Special Revenue Fund		\$1,211,000	\$1,211,000	\$0	\$0	\$0	\$0	\$0	\$0
Total Sources of Funding		\$1,211,000	\$1,211,000	\$0	\$0	\$0	\$0	\$0	\$0
Total Estimated Costs		\$1,211,000							
Total Unfunded		\$0					Funding Status: Fully Funded		
							Actuals: \$493,050		
Total Est. Annual Operating Impact		Minimal					Encumbrances: \$550,122		
40-P-20-0714	Spoil Islands C and E Parks Repairs - Damage #67135								
40-B2038060									
Repairs include replacement of shade structures, gangway, walkways, tiki-hut and FF&E. Repairs will include improvements to meet current building code and ADA accessibility.							District: 2		
							Status: Active		
							Phase: Design		
							Est. Completion Date: December 2023		

Sources and Estimated Costs by Department

Parks and Recreation

Project No.	Project Title	Totals	Prior Years	Current 2023-24	Future Estimates				
					2024-25	2025-26	2026-27	2027-28	2028-29
FEMA - Hurricane Irma		\$248,795	\$248,795	\$0	\$0	\$0	\$0	\$0	\$0
Impact Fees - Parks		\$173,615	\$173,615	\$0	\$0	\$0	\$0	\$0	\$0
Total Sources of Funding		\$422,410	\$422,410	\$0	\$0	\$0	\$0	\$0	\$0
Total Estimated Costs		\$1,342,180							
Total Unfunded		\$919,770					Funding Status:	Partial	
							<i>Actuals:</i>	\$29,796	
Total Est. Annual Operating Impact		Minimal					<i>Encumbrances:</i>	\$0	
40-P-23-0019	Spring Garden Enhancements							District: 1	
40-B233503								Status: Adopted	
								Phase: Planning	
	<i>Walkways and related enhancements to improve and provide ADA accessibility in conjunction with active capital project for community building</i>							Est. Completion Date: April 2026	
Impact Fees - Parks		\$325,000	\$325,000	\$0	\$0	\$0	\$0	\$0	\$0
Total Sources of Funding		\$325,000	\$325,000	\$0	\$0	\$0	\$0	\$0	\$0
Total Estimated Costs		\$325,000							
Total Unfunded		\$0					Funding Status:	Fully Funded	
							<i>Actuals:</i>	\$0	
Total Est. Annual Operating Impact		Minimal					<i>Encumbrances:</i>	\$0	
40-P-00-0060	Spring Garden Park Seawall and Kayak							District: 1	
40-B40454A								Status: Active	
								Phase: Administrative Close-Out	
	<i>Shoreline Concrete Bulkhead replacement of approximately 315 Feet along Seybold Canal. Construction of a Kayak Ramp at South shoreline of the park along the Miami River. Add north segment replacement +/- 60 LF.</i>							Est. Completion Date: December 2023	
Florida Inland Navigation District		\$75,000	\$75,000	\$0	\$0	\$0	\$0	\$0	\$0
Florida Inland Navigation District		\$552,309	\$552,309	\$0	\$0	\$0	\$0	\$0	\$0
Impact Fees - Parks		\$1,244,303	\$1,244,303	\$0	\$0	\$0	\$0	\$0	\$0
Impact Fees 2		\$75,000	\$75,000	\$0	\$0	\$0	\$0	\$0	\$0
Total Sources of Funding		\$1,946,612	\$1,946,612	\$0	\$0	\$0	\$0	\$0	\$0
Total Estimated Costs		\$2,587,000							
Total Unfunded		\$640,388					Funding Status:	Partial	
							<i>Actuals:</i>	\$1,918,790	
Total Est. Annual Operating Impact		Minimal					<i>Encumbrances:</i>	\$3,712	

Sources and Estimated Costs by Department

Parks and Recreation

Project No.	Project Title	Totals	Prior Years	Current 2023-24	Future Estimates				
					2024-25	2025-26	2026-27	2027-28	2028-29
40-P-00-0071	Spring Garden Point Park Historic Building								
40-B40566									
New community building at Spring Garden Point Park							District: 1		
							Status: Active		
							Phase: Design		
							Est. Completion Date: February 2025		
Impact Fees - Parks		\$300,000	\$300,000	\$0	\$0	\$0	\$0	\$0	\$0
Impact Fees 2		\$804,059	\$804,059	\$0	\$0	\$0	\$0	\$0	\$0
Miami Forever Bonds - Parks S1A		\$850,000	\$850,000	\$0	\$0	\$0	\$0	\$0	\$0
Total Sources of Funding		\$1,954,059	\$1,954,059	\$0	\$0	\$0	\$0	\$0	\$0
Total Estimated Costs		\$1,954,059							
Total Unfunded		\$0					Funding Status: Fully Funded		
							Actuals: \$221,883		
Total Est. Annual Operating Impact		\$45,000					Encumbrances: \$134,200		
40-P-20-0754	Theodore Gibson Park Pool Liner Replacement								
Replace existing damaged pool liner with new pool liner.							District: 5		
							Status: Future Consideration		
							Phase: Planning		
							Est. Completion Date: December 2023		
No Funding Allocated		\$0	\$0	\$0	\$0	\$0	\$0	\$0	\$0
Total Sources of Funding		\$0	\$0	\$0	\$0	\$0	\$0	\$0	\$0
Total Estimated Costs		\$223,000							
Total Unfunded		\$223,000					Funding Status: Unfunded		
							Actuals: \$0		
Total Est. Annual Operating Impact		Minimal					Encumbrances: \$0		
40-P-21-0030	Triangle Park Enhancements								
40-B213508									
Enhancements at Triangle Park							District: 3		
							Status: Adopted		
							Phase: Planning		
							Est. Completion Date: December 2023		

Sources and Estimated Costs by Department

Parks and Recreation

Project No.	Project Title	Totals	Prior Years	Current 2023-24	Future Estimates				
					2024-25	2025-26	2026-27	2027-28	2028-29
Impact Fees 2		\$102,050	\$102,050	\$0	\$0	\$0	\$0	\$0	\$0
Total Sources of Funding		\$102,050	\$102,050	\$0	\$0	\$0	\$0	\$0	\$0
Total Estimated Costs		\$102,050							
Total Unfunded		\$0							
Total Est. Annual Operating Impact		\$0							
40-P-20-0307 Underline Project - 10 mile Park Contribution 40-B40598A <i>Passive park with landscape, walkway, and lighting</i>					District: 2 Status: Active Phase: Planning Est. Completion Date: December 2023				
Impact Fees - Parks		\$15,968,442	\$15,968,442	\$0	\$0	\$0	\$0	\$0	\$0
Impact Fees 2		\$30,810	\$30,810	\$0	\$0	\$0	\$0	\$0	\$0
Total Sources of Funding		\$15,999,252	\$15,999,252	\$0	\$0	\$0	\$0	\$0	\$0
Total Estimated Costs		\$15,000,000							
Total Unfunded		(\$999,252)							
Total Est. Annual Operating Impact		Minimal							
40-P-22-0016 Unity Park Enhancements 40-B223509 <i>For various improvements and enhancements to Unity Park.</i>					District: 1 Status: Adopted Phase: Planning Est. Completion Date: December 2023				
Contribution from Special Revenue Fund		\$150,000	\$150,000	\$0	\$0	\$0	\$0	\$0	\$0
Total Sources of Funding		\$150,000	\$150,000	\$0	\$0	\$0	\$0	\$0	\$0
Total Estimated Costs		\$150,000							
Total Unfunded		\$0							
Total Est. Annual Operating Impact		\$0							

Sources and Estimated Costs by Department

Parks and Recreation

Project No.	Project Title	Totals	Prior Years	Current 2023-24	Future Estimates				
					2024-25	2025-26	2026-27	2027-28	2028-29
40-P-20-0349	Vehicle and Trailers for a New Park Crew								
40-B203502									
Purchase of trailer and Ford F-250 to haul ground maintenance equipment for new parks crew							District: Citywide		
							Status: Active		
							Phase: Non-Infrastructure		
							Est. Completion Date: December 2023		
Impact Fees - Parks		\$24,568	\$24,568	\$0	\$0	\$0	\$0	\$0	\$0
Total Sources of Funding		\$24,568	\$24,568	\$0	\$0	\$0	\$0	\$0	\$0
Total Estimated Costs		\$45,000							
Total Unfunded		\$20,432					Funding Status:	Partial	
							Actuals:	\$24,568	
Total Est. Annual Operating Impact		Minimal					Encumbrances:	\$0	
40-P-20-0380	Virginia Key Beach Park Historic Restoration - Phase II								
40-B30174									
Restoration to the Historic Virginia Key Beach Park							District: 2		
							Status: Adopted		
							Phase: Planning		
							Est. Completion Date: December 2023		
Contribution from General Fund-SSL		\$995	\$995	\$0	\$0	\$0	\$0	\$0	\$0
Homeland Defense Bond		\$896,309	\$896,309	\$0	\$0	\$0	\$0	\$0	\$0
Homeland Defense Bond Series 3		\$148,533	\$148,533	\$0	\$0	\$0	\$0	\$0	\$0
Impact Fees - Parks		\$18,800	\$18,800	\$0	\$0	\$0	\$0	\$0	\$0
Impact Fees 2		\$123,393	\$123,393	\$0	\$0	\$0	\$0	\$0	\$0
Office of Safe Neighborhood Parks		\$48,845	\$48,845	\$0	\$0	\$0	\$0	\$0	\$0
The Children's Trust		\$260,000	\$260,000	\$0	\$0	\$0	\$0	\$0	\$0
Total Sources of Funding		\$1,496,875	\$1,496,875	\$0	\$0	\$0	\$0	\$0	\$0
Total Estimated Costs		\$1,499,437							
Total Unfunded		\$2,562					Funding Status:	Partial	
							Actuals:	\$1,471,285	
Total Est. Annual Operating Impact		\$900,000					Encumbrances:	\$43	
40-P-20-0763	Virginia Key Beach Stationary Ocean Buoys								
Install stationary ocean buoys to properly showcase designated swimming areas.							District: 2		
							Status: Future Consideration		
							Phase: Planning		
							Est. Completion Date: March 2024		

Sources and Estimated Costs by Department

Parks and Recreation

Project No.	Project Title	Totals	Prior Years	Current 2023-24	Future Estimates				
					2024-25	2025-26	2026-27	2027-28	2028-29
No Funding Allocated		\$0	\$0	\$0	\$0	\$0	\$0	\$0	\$0
Total Sources of Funding		\$0	\$0	\$0	\$0	\$0	\$0	\$0	\$0
Total Estimated Costs		\$10,000							
Total Unfunded		\$10,000					Funding Status:	Unfunded	
							Actuals:	\$0	
Total Est. Annual Operating Impact		Minimal					Encumbrances:	\$0	
40-P-00-0075	Virginia Key Kayak Launch						District:	2	
40-B40584							Status:	Active	
FIND Grant Funded Project. Design and construction of a "beach like" kayak launch ramp, shoreline stabilization, and a floating dock at Virginia Key Nature Center (Former Jimbo's place).							Phase:	Administrative Close-Out	
						Est. Completion Date:	December 2023		
Donation - Nicholson		\$50,000	\$50,000	\$0	\$0	\$0	\$0	\$0	\$0
Construction Land Use									
Florida Inland Navigation District		\$651,494	\$651,494	\$0	\$0	\$0	\$0	\$0	\$0
Impact Fees - Parks		\$711,458	\$711,458	\$0	\$0	\$0	\$0	\$0	\$0
Impact Fees 2		\$450,000	\$450,000	\$0	\$0	\$0	\$0	\$0	\$0
Total Sources of Funding		\$1,862,953	\$1,862,953	\$0	\$0	\$0	\$0	\$0	\$0
Total Estimated Costs		\$1,937,037							
Total Unfunded		\$74,084					Funding Status:	Partial	
							Actuals:	\$1,818,885	
Total Est. Annual Operating Impact		Minimal					Encumbrances:	\$44,040	
40-P-00-0051	Virginia Key Landfill Assessment						District:	Citywide	
40-B35002							Status:	Active	
Monitoring of capping of Virginia Key Landfill by the Miami-Dade County to conform with landfill closure requirements by DERM							Phase:	Monitoring	
						Est. Completion Date:	December 2023		

Sources and Estimated Costs by Department

Parks and Recreation

Project No.	Project Title	Totals	Prior Years	Current 2023-24	Future Estimates				
					2024-25	2025-26	2026-27	2027-28	2028-29
	Contribution from General Fund-SSL	\$69,790	\$69,790	\$0	\$0	\$0	\$0	\$0	\$0
	Homeland Defense Bond Series 3	\$70,282	\$70,282	\$0	\$0	\$0	\$0	\$0	\$0
	Miami-Dade County Dept of Environmental Resources	\$650,000	\$650,000	\$0	\$0	\$0	\$0	\$0	\$0
	Sunshine State Government Financing Commission Loan #2	\$98,557	\$98,557	\$0	\$0	\$0	\$0	\$0	\$0
Total Sources of Funding		\$888,629	\$888,629	\$0	\$0	\$0	\$0	\$0	\$0
Total Estimated Costs		\$968,629							
Total Unfunded		\$80,000					Funding Status:	Partial	
							<i>Actuals:</i>	\$888,301	
Total Est. Annual Operating Impact		Minimal					<i>Encumbrances:</i>	\$0	
40-P-00-0005	Virginia Key Northpoint Park Design and Enhancements						District: Citywide		
40-B30184B							Status: Active		
	<i>Park enhancements including the demolition of the existing restroom building and construction of a new ADA accessible Restroom Building with a new septic field and handicapped parking spaces.</i>						Phase: Dry-Run/Permit		
							Est. Completion Date: December 2023		
	Impact Fees - Parks	\$132,989	\$132,989	\$0	\$0	\$0	\$0	\$0	\$0
	Impact Fees 2	\$500,000	\$500,000	\$0	\$0	\$0	\$0	\$0	\$0
	Sanitary Sewer Non-Bond	\$327,618	\$327,618	\$0	\$0	\$0	\$0	\$0	\$0
Total Sources of Funding		\$960,607	\$960,607	\$0	\$0	\$0	\$0	\$0	\$0
Total Estimated Costs		\$2,832,318							
Total Unfunded		\$1,871,711					Funding Status:	Partial	
							<i>Actuals:</i>	\$662,984	
Total Est. Annual Operating Impact		Minimal					<i>Encumbrances:</i>	\$109,239	
40-P-20-0330	Virginia Key Park Planning						District: 2		
40-B17353							Status: Active		
	<i>Master Plan for the Virginia Key Park located at 4020 Virginia Key Beach Park</i>						Phase: Planning		
							Est. Completion Date: December 2023		

Sources and Estimated Costs by Department

Parks and Recreation

Project No.	Project Title	Totals	Prior Years	Current 2023-24	Future Estimates				
					2024-25	2025-26	2026-27	2027-28	2028-29
Impact Fees - Parks		\$200,000	\$200,000	\$0	\$0	\$0	\$0	\$0	\$0
Total Sources of Funding		\$200,000	\$200,000	\$0	\$0	\$0	\$0	\$0	\$0
Total Estimated Costs		\$200,000							
Total Unfunded		\$0							
Total Est. Annual Operating Impact		Minimal							
					Funding Status: Fully Funded <i>Actuals:</i> \$1,641 <i>Encumbrances:</i> \$192,347				
40-P-20-0358	Virginia Key Rowing Center Improvements								
40-B30374									
<i>Free standing ADA compliant two-story structure containing the Miami Rowing Club 2,000 square foot and a 2,000 square foot open space on the ground floor</i>					District: 2 Status: Adopted Phase: Planning Est. Completion Date: December 2023				
Donation - Private		\$616,513	\$616,513	\$0	\$0	\$0	\$0	\$0	\$0
Total Sources of Funding		\$616,513	\$616,513	\$0	\$0	\$0	\$0	\$0	\$0
Total Estimated Costs		\$690,142							
Total Unfunded		\$73,629							
Total Est. Annual Operating Impact		Minimal							
					Funding Status: Partial <i>Actuals:</i> \$574,707 <i>Encumbrances:</i> \$0				
40-P-00-0010	Virrick Park - FFE								
40-B30525A									
<i>Virrick Park furniture, fixture, equipment.</i>					District: 2 Status: Active Phase: Construction Est. Completion Date: December 2023				
Impact Fees 2		\$50,000	\$50,000	\$0	\$0	\$0	\$0	\$0	\$0
Total Sources of Funding		\$50,000	\$50,000	\$0	\$0	\$0	\$0	\$0	\$0
Total Estimated Costs		\$50,000							
Total Unfunded		\$0							
Total Est. Annual Operating Impact		Minimal							
					Funding Status: Fully Funded <i>Actuals:</i> \$0 <i>Encumbrances:</i> \$0				
40-P-00-0072	Virrick Park New Pool Facility								
40-B40571									
<i>Demolish the existing pool facility and construct an aquatic facility with a multi-functional pool and splash playground. Also, install an 8-inch water line to connect the county's water mains at two intersections</i>					District: 2 Status: Active Phase: Construction Est. Completion Date: December 2023				

Sources and Estimated Costs by Department

Parks and Recreation

Project No.	Project Title	Totals	Prior Years	Current 2023-24	Future Estimates				
					2024-25	2025-26	2026-27	2027-28	2028-29
	Contribution from General Fund 3	\$355,072	\$355,072	\$0	\$0	\$0	\$0	\$0	\$0
	Contribution from General Fund-SSL	\$328,336	\$328,336	\$0	\$0	\$0	\$0	\$0	\$0
	Impact Fees - Parks	\$3,533,470	\$3,533,470	\$0	\$0	\$0	\$0	\$0	\$0
	Impact Fees 2	\$2,644,540	\$2,644,540	\$0	\$0	\$0	\$0	\$0	\$0
	Sanitary Sewer Non-Bond	\$1,645,603	\$1,645,603	\$0	\$0	\$0	\$0	\$0	\$0
	Total Sources of Funding	\$8,507,020	\$8,507,020	\$0	\$0	\$0	\$0	\$0	\$0
	Total Estimated Costs	\$10,253,556							
	Total Unfunded	\$1,746,536					Funding Status:	Partial	
							<i>Actuals:</i>	\$3,207,529	
	Total Est. Annual Operating Impact	Minimal					<i>Encumbrances:</i>	\$4,421,901	
40-P-00-0073	Virrick Park New Pool Facility-Sanitary Sewer Component						District:	2	
40-B40571S							Status:	Active	
<i>Demolish the existing pool facility and construct an aquatic facility with a multi-functional pool and splash playground. Also, install an 8-inch water line to connect the county's water mains at two intersections</i>						Phase:	Construction		
					Est. Completion Date:			December 2023	
	Sanitary Sewer Non-Bond	\$3,688	\$3,688	\$0	\$0	\$0	\$0	\$0	\$0
	Total Sources of Funding	\$3,688	\$3,688	\$0	\$0	\$0	\$0	\$0	\$0
	Total Estimated Costs	\$3,688							
	Total Unfunded	\$0					Funding Status:	Fully Funded	
							<i>Actuals:</i>	\$3,688	
	Total Est. Annual Operating Impact	Minimal					<i>Encumbrances:</i>	\$0	
40-P-20-0792	West End Park - FFE						District:	4	
40-B75936A							Status:	Active	
<i>Design and installation for triple compartment replacement an additional single sink at West End Park</i>						Phase:	Administrative Close-Out		
					Est. Completion Date:			December 2023	
	Impact Fees 2	\$172,394	\$172,394	\$0	\$0	\$0	\$0	\$0	\$0
	Total Sources of Funding	\$172,394	\$172,394	\$0	\$0	\$0	\$0	\$0	\$0
	Total Estimated Costs	\$185,069							
	Total Unfunded	\$12,675					Funding Status:	Partial	
							<i>Actuals:</i>	\$164,691	
	Total Est. Annual Operating Impact	Minimal					<i>Encumbrances:</i>	\$7,703	

Sources and Estimated Costs by Department

Parks and Recreation

Project No.	Project Title	Totals	Prior Years	Current 2023-24	Future Estimates				
					2024-25	2025-26	2026-27	2027-28	2028-29
40-P-17-0139	West End Park Open Field Irrigation								
40-B173519									
Grade and sod the open field south of the community building, and install a site irrigation system							District: 4		
							Status: Active		
							Phase: Administrative Close-Out		
							Est. Completion Date: December 2023		
Contribution from General Fund 3		\$256	\$256	\$0	\$0	\$0	\$0	\$0	\$0
Impact Fees 2		\$25,926	\$25,926	\$0	\$0	\$0	\$0	\$0	\$0
Total Sources of Funding		\$26,183	\$26,183	\$0	\$0	\$0	\$0	\$0	\$0
Total Estimated Costs		\$32,276							
Total Unfunded		\$6,093					Funding Status: Partial		
							Actuals: \$26,183		
Total Est. Annual Operating Impact		Minimal					Encumbrances: \$0		
40-P-18-0177	West End Park Pool and Enhancements								
40-B183505									
Enhancements at the West End Pool located at 250 SW 60 AVE							District: 4		
							Status: Active		
							Phase: Pre-Construction		
							Est. Completion Date: January 2025		
American Rescue Plan Act		\$8,330,000	\$8,330,000	\$0	\$0	\$0	\$0	\$0	\$0
Contribution from General Fund 3		\$11,653	\$11,653	\$0	\$0	\$0	\$0	\$0	\$0
Impact Fees - Parks		\$1,530,000	\$1,530,000	\$0	\$0	\$0	\$0	\$0	\$0
Impact Fees 2		\$73,506	\$73,506	\$0	\$0	\$0	\$0	\$0	\$0
Miami Forever Bonds - Parks S1A		\$500,000	\$500,000	\$0	\$0	\$0	\$0	\$0	\$0
Sanitary Sewer Non-Bond		\$73,252	\$73,252	\$0	\$0	\$0	\$0	\$0	\$0
Total Sources of Funding		\$10,518,410	\$10,518,410	\$0	\$0	\$0	\$0	\$0	\$0
Total Estimated Costs		\$16,152,963							
Total Unfunded		\$5,634,552					Funding Status: Partial		
							Actuals: \$1,151,325		
Total Est. Annual Operating Impact		Minimal					Encumbrances: \$463,883		
40-P-23-0036	Williams Park General Enhancements								
40-B243507									
Williams Park General Enhancements							District: 2		
							Status: Proposed		
							Phase: Planning		
							Est. Completion Date: December 2024		

Sources and Estimated Costs by Department

Parks and Recreation

Project No.	Project Title	Totals	Prior Years	Current 2023-24	Future Estimates				
					2024-25	2025-26	2026-27	2027-28	2028-29
Impact Fees- Parks		\$300,000	\$0	\$300,000	\$0	\$0	\$0	\$0	\$0
Total Sources of Funding		\$300,000	\$0	\$300,000	\$0	\$0	\$0	\$0	\$0
Total Estimated Costs		\$300,000							
Total Unfunded		\$0					Funding Status:	Fully Funded	
							Actuals:	\$0	
Total Est. Annual Operating Impact		Minimal					Encumbrances:	\$0	
40-P-20-0778	Williams Park Shelter Renovation						District:	5	
							Status:	Future Consideration	
Demolish existing pavilion structure and construct new structure.							Phase:	Planning	
							Est. Completion Date: April 2024		
No Funding Allocated		\$0	\$0	\$0	\$0	\$0	\$0	\$0	\$0
Total Sources of Funding		\$0	\$0	\$0	\$0	\$0	\$0	\$0	\$0
Total Estimated Costs		\$140,484							
Total Unfunded		\$140,484					Funding Status:	Unfunded	
							Actuals:	\$0	
Total Est. Annual Operating Impact		Minimal					Encumbrances:	\$0	
Totals for Parks and Recreation									
Total Sources of Funding		\$329,810,470	\$310,890,470	\$18,920,000	\$0	\$0	\$0	\$0	\$0
Total Estimated Costs		\$463,502,920							
Total Unfunded		\$133,692,450							
Total Est. Annual Operating Impact		Minimal							

Sources and Estimated Costs by Department

Planning

Project No.	Project Title	Totals	Prior Years	Current 2023-24	Future Estimates				
					2024-25	2025-26	2026-27	2027-28	2028-29
40-P-22-0034 40-B173112	Planning and Zoning Technological Improvements								
<i>Planning and Zoning Technological Improvements</i>							District: Citywide		
							Status: Active		
							Phase: Planning		
							Est. Completion Date: December 2023		
Contribution from General Fund 3		\$74,945	\$74,945	\$0	\$0	\$0	\$0	\$0	\$0
Total Sources of Funding		\$74,945	\$74,945	\$0	\$0	\$0	\$0	\$0	\$0
Total Estimated Costs		\$74,945							
Total Unfunded		\$0					Funding Status: Fully Funded		
							Actuals: \$22,880		
Total Est. Annual Operating Impact		Minimal					Encumbrances: \$0		
20-P-21-0006 40-B223110	Public Benefits Database								
<i>Establish a centralized database for all public benefits that is accessible cross-departmental</i>							District: Citywide		
							Status: Adopted		
							Phase: Non-Infrastructure		
							Est. Completion Date: December 2023		
Contribution from General Fund 3		\$150,000	\$150,000	\$0	\$0	\$0	\$0	\$0	\$0
Total Sources of Funding		\$150,000	\$150,000	\$0	\$0	\$0	\$0	\$0	\$0
Total Estimated Costs		\$150,000							
Total Unfunded		\$0					Funding Status: Fully Funded		
							Actuals: \$70,416		
Total Est. Annual Operating Impact		Minimal					Encumbrances: \$79,024		
40-P-20-0453 40-B70245D	Transportation Program Support Services - Transportation DRI Fees Administration								
<i>Professional services on an as-needed basis which will include development of a Transportation Plan and traffic studies</i>							District: Citywide		
							Status: Active		
							Phase: Planning		
							Est. Completion Date: December 2023		
Downtown Developmental Regional Impact (DDRI) 1		\$155,042	\$155,042	\$0	\$0	\$0	\$0	\$0	\$0
Total Sources of Funding		\$155,042	\$155,042	\$0	\$0	\$0	\$0	\$0	\$0
Total Estimated Costs		\$3,000,000							
Total Unfunded		\$2,844,958					Funding Status: Partial		
							Actuals: \$0		
Total Est. Annual Operating Impact		Minimal					Encumbrances: \$0		

Sources and Estimated Costs by Department

Planning

Project No.	Project Title	Totals	Prior Years	Current 2023-24	Future Estimates				
					2024-25	2025-26	2026-27	2027-28	2028-29
Totals for Planning									
Total Sources of Funding		\$379,987	\$379,987	\$0	\$0	\$0	\$0	\$0	\$0
Total Estimated Costs		\$3,224,945							
Total Unfunded		\$2,844,958							
Total Est. Annual Operating Impact		Minimal							

Sources and Estimated Costs by Department

Police

Project No.	Project Title	Totals	Prior Years	Current 2023-24	Future Estimates				
					2024-25	2025-26	2026-27	2027-28	2028-29
40-P-20-0716	ADA Compliance Assessment - Police Headquarters								
40-B213201									
Need to improve access to bathrooms, ramps, offices, due to two wheel bound employees.							District: Citywide		
							Status: Active		
							Phase: Final Completion		
							Est. Completion Date: December 2023		
Contribution from General Fund 3		\$100,000	\$100,000	\$0	\$0	\$0	\$0	\$0	\$0
Total Sources of Funding		\$100,000	\$100,000	\$0	\$0	\$0	\$0	\$0	\$0
Total Estimated Costs		\$100,000							
Total Unfunded		\$0					Funding Status: Fully Funded		
							Actuals: \$58,847		
Total Est. Annual Operating Impact		Minimal					Encumbrances: \$22,324		
50-P-21-0000	Aero Computer Mapping								
40-B223202									
Aero mapping software for the helicopter							District: Citywide		
							Status: Adopted		
							Phase: Non-Infrastructure		
							Est. Completion Date: December 2023		
Impact Fees - Police		\$134,000	\$134,000	\$0	\$0	\$0	\$0	\$0	\$0
Total Sources of Funding		\$134,000	\$134,000	\$0	\$0	\$0	\$0	\$0	\$0
Total Estimated Costs		\$134,000							
Total Unfunded		\$0					Funding Status: Fully Funded		
							Actuals: \$133,795		
Total Est. Annual Operating Impact		Minimal					Encumbrances: \$0		
40-P-20-0577	BMW Police Enforcement Vehicles								
40-B203218									
New Police motorcycles							District: Citywide		
							Status: Adopted		
							Phase: Planning		
							Est. Completion Date: December 2023		
Contribution from General Fund 3		\$974,000	\$974,000	\$0	\$0	\$0	\$0	\$0	\$0
Total Sources of Funding		\$974,000	\$974,000	\$0	\$0	\$0	\$0	\$0	\$0
Total Estimated Costs		\$974,000							
Total Unfunded		\$0					Funding Status: Fully Funded		
							Actuals: \$792,443		
Total Est. Annual Operating Impact		Minimal					Encumbrances: \$181,557		

Sources and Estimated Costs by Department

Police

Project No.	Project Title	Totals	Prior Years	Current 2023-24	Future Estimates				
					2024-25	2025-26	2026-27	2027-28	2028-29
40-P-20-0509 40-B173111	Body Worn Cameras Bandwidth Increase								
<i>Increase of bandwidth for body worn cameras which will produce sharper and more clear images as well as handle larger files</i>							District: Citywide Status: Adopted Phase: Planning Est. Completion Date: December 2023		
Contribution from General Fund 3		\$209,957	\$209,957	\$0	\$0	\$0	\$0	\$0	\$0
Total Sources of Funding		\$209,957	\$209,957	\$0	\$0	\$0	\$0	\$0	\$0
Total Estimated Costs		\$209,957							
Total Unfunded		\$0					Funding Status: Fully Funded Actuals: \$114,100 Encumbrances: \$0		
Total Est. Annual Operating Impact		Minimal							
50-P-22-0005 40-B233202	Canopy for Mounted Police Arena								
<i>The horse arena located at the the Mounted stables needs a canopy in order to provide year around training.</i>							District: Citywide Status: Adopted Phase: Planning Est. Completion Date: June 2026		
Impact Fees - Police		\$94,000	\$94,000	\$0	\$0	\$0	\$0	\$0	\$0
Total Sources of Funding		\$94,000	\$94,000	\$0	\$0	\$0	\$0	\$0	\$0
Total Estimated Costs		\$94,000							
Total Unfunded		\$0					Funding Status: Fully Funded Actuals: \$0 Encumbrances: \$0		
Total Est. Annual Operating Impact		Minimal							
40-P-21-0042 40-B70120	Carpeting and Flooring Police Department - North District and South District								
<i>Installation of new carpeting and flooring at North and South District Police Departments</i>							District: Citywide Status: Adopted Phase: Planning Est. Completion Date: December 2023		
Contribution from General Fund 3		\$467,500	\$467,500	\$0	\$0	\$0	\$0	\$0	\$0
Total Sources of Funding		\$467,500	\$467,500	\$0	\$0	\$0	\$0	\$0	\$0
Total Estimated Costs		\$467,500							
Total Unfunded		\$0					Funding Status: Fully Funded Actuals: \$466,156 Encumbrances: \$0		
Total Est. Annual Operating Impact		\$0							

Sources and Estimated Costs by Department

Police

					Future Estimates				
Project No.	Project Title	Totals	Prior Years	Current 2023-24	2024-25	2025-26	2026-27	2027-28	2028-29
50-P-22-0004	CCTV camera expansion for Phase 2 Model City and Little Haiti						District: Citywide		
							Status: Proposed		
	Phase 2 Model City includes 30 cameras and 1 Roof top. Little Haiti includes 20 cameras and 1 Roof top.						Phase: Planning		
							Est. Completion Date: December 2023		
No Funding Allocated		\$0	\$0	\$0	\$0	\$0	\$0	\$0	\$0
Total Sources of Funding		\$0	\$0	\$0	\$0	\$0	\$0	\$0	\$0
Total Estimated Costs		\$255,100							
Total Unfunded		\$255,100					Funding Status:	Unfunded	
							Actuals:	\$0	
Total Est. Annual Operating Impact		Minimal					Encumbrances:	\$0	
50-P-22-0004	CCTV Camera Expansion for Phase II Model City and Little Haiti						District: Citywide		
40-B233201							Status: Active		
	CCTV Camera Expansion for Phase II Model City and Little Haiti						Phase: Planning		
							Est. Completion Date: December 2024		
Impact Fees - Police		\$255,000	\$255,000	\$0	\$0	\$0	\$0	\$0	\$0
Total Sources of Funding		\$255,000	\$255,000	\$0	\$0	\$0	\$0	\$0	\$0
Total Estimated Costs		\$255,000							
Total Unfunded		\$0					Funding Status:	Fully Funded	
							Actuals:	\$85,347	
Total Est. Annual Operating Impact		Minimal					Encumbrances:	\$169,653	
40-P-20-0513	CCTV Integration with ShotSpotter						District: Citywide		
40-B183210							Status: Adopted		
	Integration of closed-circuit television system with the Shotspotter gunshot detection system						Phase: Planning		
							Est. Completion Date: December 2023		

Sources and Estimated Costs by Department

Police

Project No.	Project Title	Totals	Prior Years	Current 2023-24	Future Estimates				
					2024-25	2025-26	2026-27	2027-28	2028-29
Contribution from General Fund 3		\$210,750	\$210,750	\$0	\$0	\$0	\$0	\$0	\$0
Impact Fees 2		\$9,250	\$9,250	\$0	\$0	\$0	\$0	\$0	\$0
Total Sources of Funding		\$220,000	\$220,000	\$0	\$0	\$0	\$0	\$0	\$0
Total Estimated Costs		\$220,000							
Total Unfunded		\$0							
Total Est. Annual Operating Impact		\$40,000							
							Funding Status: Fully Funded		
							<i>Actuals:</i> \$152,539		
							<i>Encumbrances:</i> \$36,165		
50-P-22-0003	CCTV Video Wall Controller								
							District: Citywide		
							Status: Proposed		
							Phase: Planning		
<i>CCTV video wall controller (Kramer) is required in order to provide additional functionality for the individual workstations.</i>							Est. Completion Date: December 2023		
No Funding Allocated		\$0	\$0	\$0	\$0	\$0	\$0	\$0	\$0
Total Sources of Funding		\$0	\$0	\$0	\$0	\$0	\$0	\$0	\$0
Total Estimated Costs		\$130,000							
Total Unfunded		\$130,000							
Total Est. Annual Operating Impact		Minimal							
							Funding Status: Unfunded		
							<i>Actuals:</i> \$0		
							<i>Encumbrances:</i> \$0		
50-P-22-0008	CCTV/LPR Trailer Upgrade								
							District: Citywide		
							Status: Proposed		
							Phase: Planning		
<i>Requesting to upgrade the equipment on 3 solar CCTV trailers and 2 LPR trailers which are over 5 years and have exceed there life expectancy.</i>							Est. Completion Date: December 2023		
No Funding Allocated		\$0	\$0	\$0	\$0	\$0	\$0	\$0	\$0
Total Sources of Funding		\$0	\$0	\$0	\$0	\$0	\$0	\$0	\$0
Total Estimated Costs		\$0							
Total Unfunded		\$0							
Total Est. Annual Operating Impact		Minimal							
							Funding Status: Fully Funded		
							<i>Actuals:</i> \$0		
							<i>Encumbrances:</i> \$0		

Sources and Estimated Costs by Department

Police

Project No.	Project Title	Totals	Prior Years	Current 2023-24	Future Estimates				
					2024-25	2025-26	2026-27	2027-28	2028-29
40-P-20-0512	COPS Grant Vehicles								
40-B183202									
Acquisition of Police vehicles pursuant to the COPS grant (FY2017-19)							District: Citywide		
							Status: Adopted		
							Phase: Planning		
							Est. Completion Date: December 2023		
Impact Fees - Police		\$990,000	\$990,000	\$0	\$0	\$0	\$0	\$0	\$0
Total Sources of Funding		\$990,000	\$990,000	\$0	\$0	\$0	\$0	\$0	\$0
Total Estimated Costs		\$990,000							
Total Unfunded		\$0					Funding Status: Fully Funded		
							Actuals: \$809,412		
Total Est. Annual Operating Impact		Minimal					Encumbrances: \$180,588		
40-P-20-0493	David Herring Building								
40-B173213									
Renovations to the existing space located at 2300 NW 23 Street. Renovations to include electrical items for 40 Year Recertification, new mechanical system, restrooms renovations, interior finishes and parking area improvements.							District: 1		
							Status: Active		
							Phase: Bidding		
							Est. Completion Date: December 2023		
Contribution from General Fund 3		\$39,007	\$39,007	\$0	\$0	\$0	\$0	\$0	\$0
Impact Fees - Police		\$565,399	\$565,399	\$0	\$0	\$0	\$0	\$0	\$0
Impact Fees 2		\$8,535	\$8,535	\$0	\$0	\$0	\$0	\$0	\$0
Total Sources of Funding		\$612,940	\$612,940	\$0	\$0	\$0	\$0	\$0	\$0
Total Estimated Costs		\$612,940							
Total Unfunded		\$0					Funding Status: Fully Funded		
							Actuals: \$118,719		
Total Est. Annual Operating Impact		Minimal					Encumbrances: \$12,291		
40-P-20-0665	David Herring Center Backup Generator								
							District:		
							Status: Future Consideration		
							Phase: Planning		
Provide backup power for electrical systems in the building which provide for computers, servers, HVAC, lighting, etc. The location is also designed to serve as a backup Emergency Operations Center and is critical to continuity of operations.							Est. Completion Date: December 2023		

Sources and Estimated Costs by Department

Police

Project No.	Project Title	Totals	Prior Years	Current 2023-24	Future Estimates				
					2024-25	2025-26	2026-27	2027-28	2028-29
No Funding Allocated		\$0	\$0	\$0	\$0	\$0	\$0	\$0	\$0
Total Sources of Funding		\$0	\$0	\$0	\$0	\$0	\$0	\$0	\$0
Total Estimated Costs		\$300,000							
Total Unfunded		\$300,000					Funding Status:	Unfunded	
							Actuals:	\$0	
Total Est. Annual Operating Impact		\$0					Encumbrances:	\$0	
40-P-22-0026	Derelict Vessel Removal MPD						District: Citywide		
40-B223210							Status: Adopted		
Derelict Vessel Removal MPD						Phase: Planning			
						Est. Completion Date: December 2023			
Contribution from General Fund 3	\$50,000	\$50,000	\$0	\$0	\$0	\$0	\$0	\$0	\$0
Florida Inland Navigation District	\$50,000	\$50,000	\$0	\$0	\$0	\$0	\$0	\$0	\$0
Total Sources of Funding		\$100,000	\$100,000	\$0	\$0	\$0	\$0	\$0	\$0
Total Estimated Costs		\$152,000							
Total Unfunded		\$52,000					Funding Status:	Partial	
							Actuals:	\$89,200	
Total Est. Annual Operating Impact		Minimal					Encumbrances:	\$0	
40-P-22-0003	Emergency Repair for the Police Garage						District: Citywide		
40-B223211							Status: Adopted		
Determine course of action for testing and analyzing the parking garage structure. Establish and carry out a Materials Testing. Analyze, Evaluate, and provide an Engineering Report with Repair Protocols.						Phase: Planning			
						Est. Completion Date: December 2023			
Contribution from General Fund 3	\$96,000	\$96,000	\$0	\$0	\$0	\$0	\$0	\$0	\$0
Total Sources of Funding		\$96,000	\$96,000	\$0	\$0	\$0	\$0	\$0	\$0
Total Estimated Costs		\$96,000							
Total Unfunded		\$0					Funding Status:	Fully Funded	
							Actuals:	\$54,830	
Total Est. Annual Operating Impact		Minimal					Encumbrances:	\$0	

Sources and Estimated Costs by Department

Police

Project No.	Project Title	Totals	Prior Years	Current 2023-24	Future Estimates				
					2024-25	2025-26	2026-27	2027-28	2028-29
40-P-20-0680	Flood-Proof First Floor of Main Police Building								
							District:		
							Status: Future Consideration		
							Phase: Planning		
The project includes installation of floodgates that would be put into place during high-risk periods for flooding.							Est. Completion Date: September 2024		
No Funding Allocated		\$0	\$0	\$0	\$0	\$0	\$0	\$0	\$0
Total Sources of Funding		\$0	\$0	\$0	\$0	\$0	\$0	\$0	\$0
Total Estimated Costs		\$750,000							
Total Unfunded		\$750,000					Funding Status: Unfunded		
							Actuals: \$0		
Total Est. Annual Operating Impact		\$0					Encumbrances: \$0		
40-P-00-0230	Fortification of Police Headquarters Front Lobby and Entrance								
40-B70143									
Renovate Headquarters front lobby and entrance-Police Department							District: Citywide		
							Status: Active		
							Phase: Design		
							Est. Completion Date: December 2023		
Contribution from General Fund 1		\$0	\$0	\$0	\$0	\$0	\$0	\$0	\$0
Contribution from General Fund 3		\$3,325	\$3,325	\$0	\$0	\$0	\$0	\$0	\$0
Impact Fees - Police		\$10,978	\$10,978	\$0	\$0	\$0	\$0	\$0	\$0
Impact Fees 1		\$863	\$863	\$0	\$0	\$0	\$0	\$0	\$0
Impact Fees 2		\$524,867	\$524,867	\$0	\$0	\$0	\$0	\$0	\$0
Total Sources of Funding		\$540,032	\$540,032	\$0	\$0	\$0	\$0	\$0	\$0
Total Estimated Costs		\$1,234,280							
Total Unfunded		\$694,248					Funding Status: Partial		
							Actuals: \$165,356		
Total Est. Annual Operating Impact		Minimal					Encumbrances: \$166,005		
50-P-23-0003	Legacy CCTV Camera Upgrades								
40-B243203									
Legacy CCTV Camera Upgrades							District: Citywide		
							Status: Proposed		
							Phase: Planning		
							Est. Completion Date: December 2024		

Sources and Estimated Costs by Department

Police

Project No.	Project Title	Totals	Prior Years	Current 2023-24	Future Estimates				
					2024-25	2025-26	2026-27	2027-28	2028-29
Impact Fees - Police		\$293,000	\$0	\$293,000	\$0	\$0	\$0	\$0	\$0
Total Sources of Funding		\$293,000	\$0	\$293,000	\$0	\$0	\$0	\$0	\$0
Total Estimated Costs		\$293,000							
Total Unfunded		\$0					Funding Status: Fully Funded		
							<i>Actuals:</i>	\$0	
Total Est. Annual Operating Impact		Minimal					<i>Encumbrances:</i>	\$0	
50-P-22-0006	LiveScan Digital Finger Print Reader							District: Citywide	
40-B233203								Status: Active	
<i>LiveScan Digital Finger Print Reader</i>								Phase: Planning	
								Est. Completion Date: December 2023	
Impact Fees - Police		\$12,000	\$12,000	\$0	\$0	\$0	\$0	\$0	\$0
Total Sources of Funding		\$12,000	\$12,000	\$0	\$0	\$0	\$0	\$0	\$0
Total Estimated Costs		\$12,000							
Total Unfunded		\$0					Funding Status: Fully Funded		
							<i>Actuals:</i>	\$0	
Total Est. Annual Operating Impact		Minimal					<i>Encumbrances:</i>	\$9,585	
No Funding Allocated		\$0	\$0	\$0	\$0	\$0	\$0	\$0	\$0
Total Sources of Funding		\$0	\$0	\$0	\$0	\$0	\$0	\$0	\$0
Total Estimated Costs		\$12,000							
Total Unfunded		\$12,000					Funding Status: Unfunded		
							<i>Actuals:</i>	\$0	
Total Est. Annual Operating Impact		Minimal					<i>Encumbrances:</i>	\$0	
50-P-22-0007	Marine Patrol Vessel							District: Citywide	
40-B233204								Status: Active	
<i>Marine Patrol Vessel</i>								Phase: Planning	
								Est. Completion Date: December 2023	

Sources and Estimated Costs by Department

Police

Project No.	Project Title	Totals	Prior Years	Current 2023-24	Future Estimates				
					2024-25	2025-26	2026-27	2027-28	2028-29
Florida Inland Navigation District		\$75,000	\$75,000	\$0	\$0	\$0	\$0	\$0	\$0
Impact Fees - Police		\$290,000	\$290,000	\$0	\$0	\$0	\$0	\$0	\$0
Total Sources of Funding		\$365,000	\$365,000	\$0	\$0	\$0	\$0	\$0	\$0
Total Estimated Costs		\$301,000							
Total Unfunded		(\$64,000)					Funding Status:	Fully Funded	
							Actuals:	\$0	
Total Est. Annual Operating Impact		Minimal					Encumbrances:	\$364,153	
Impact Fees - Police		\$301,000	\$0	\$301,000	\$0	\$0	\$0	\$0	\$0
Total Sources of Funding		\$301,000	\$0	\$301,000	\$0	\$0	\$0	\$0	\$0
Total Estimated Costs		\$301,000							
Total Unfunded		\$0					Funding Status:	Fully Funded	
							Actuals:	\$0	
Total Est. Annual Operating Impact		Minimal					Encumbrances:	\$0	
20-P-23-0002	Miami Police Cloud Data Services						District: Citywide		
40-B233209							Status: Adopted		
Cloud Data Services							Phase: Planning		
							Est. Completion Date: April 2025		
Contribution from Special Revenue Fund		\$269,621	\$269,621	\$0	\$0	\$0	\$0	\$0	\$0
Total Sources of Funding		\$269,621	\$269,621	\$0	\$0	\$0	\$0	\$0	\$0
Total Estimated Costs		\$269,621							
Total Unfunded		\$0					Funding Status:	Fully Funded	
							Actuals:	\$0	
Total Est. Annual Operating Impact		Minimal					Encumbrances:	\$0	
40-P-21-0028	Miami Police Department Facility Enhancements						District: Citywide		
40-B213206							Status: Adopted		
Enhancements at Miami Police Department facility							Phase: Planning		
							Est. Completion Date: December 2023		

Sources and Estimated Costs by Department

Police

Project No.	Project Title	Totals	Prior Years	Current 2023-24	Future Estimates				
					2024-25	2025-26	2026-27	2027-28	2028-29
Contribution from General Fund 3		\$30,000	\$30,000	\$0	\$0	\$0	\$0	\$0	\$0
Impact Fees - Police		\$150,000	\$150,000	\$0	\$0	\$0	\$0	\$0	\$0
Impact Fees 2		\$20,000	\$20,000	\$0	\$0	\$0	\$0	\$0	\$0
Total Sources of Funding		\$200,000	\$200,000	\$0	\$0	\$0	\$0	\$0	\$0
Total Estimated Costs		\$200,000							
Total Unfunded		\$0							
Total Est. Annual Operating Impact		\$0							
40-P-20-0767	Miami Police Headquarters - Replace steel coral gates						District: Citywide		
							Status: Future Consideration		
	To replace the failed steel corrals within the stables where each horse is stored						Phase: Planning		
							Est. Completion Date: April 2024		
No Funding Allocated		\$0	\$0	\$0	\$0	\$0	\$0	\$0	\$0
Total Sources of Funding		\$0	\$0	\$0	\$0	\$0	\$0	\$0	\$0
Total Estimated Costs		\$218,361							
Total Unfunded		\$218,361							
Total Est. Annual Operating Impact		Minimal							
40-P-21-0002	Miami Police HQ - Hardening						District: Citywide		
40-B213208							Status: Active		
	Retrofit building exterior and key access areas; hardening/replacement of air handling units; electrical upgrades including emergency generator.						Phase: Planning		
							Est. Completion Date: December 2023		
Contribution from General Fund 3		\$125,000	\$125,000	\$0	\$0	\$0	\$0	\$0	\$0
Impact Fees - Police		\$25,000	\$25,000	\$0	\$0	\$0	\$0	\$0	\$0
Total Sources of Funding		\$150,000	\$150,000	\$0	\$0	\$0	\$0	\$0	\$0
Total Estimated Costs		\$17,019,200							
Total Unfunded		\$16,869,200							
Total Est. Annual Operating Impact		Minimal							

Sources and Estimated Costs by Department

Police

Project No.	Project Title	Totals	Prior Years	Current 2023-24	Future Estimates				
					2024-25	2025-26	2026-27	2027-28	2028-29
40-P-23-0046	Mobile Ticket Writing Devices and Printers (30) for Miami Police Department								
40-B243205									
Mobile Ticket Writing Devices and Printers (30) for Miami Police Department							District: Citywide		
							Status: Proposed		
							Phase: Planning		
							Est. Completion Date: December 2024		
Impact Fees - Police		\$98,000	\$0	\$98,000	\$0	\$0	\$0	\$0	\$0
Total Sources of Funding		\$98,000	\$0	\$98,000	\$0	\$0	\$0	\$0	\$0
Total Estimated Costs		\$98,000							
Total Unfunded		\$0					Funding Status: Fully Funded		
Total Est. Annual Operating Impact		Minimal					Actuals: \$0		
							Encumbrances: \$0		
40-P-20-0785	Modernization of North Station								
Renovation of floors, lighting, painting and interior ceiling							District: Citywide		
							Status: Future Consideration		
							Phase: Planning		
							Est. Completion Date: April 2025		
No Funding Allocated		\$0	\$0	\$0	\$0	\$0	\$0	\$0	\$0
Total Sources of Funding		\$0	\$0	\$0	\$0	\$0	\$0	\$0	\$0
Total Estimated Costs		\$145,574							
Total Unfunded		\$145,574					Funding Status: Unfunded		
Total Est. Annual Operating Impact		Minimal					Actuals: \$0		
							Encumbrances: \$0		
40-P-20-0784	Modernization of South Station								
Renovation of floors, lighting, painting and interior ceiling							District: Citywide		
							Status: Future Consideration		
							Phase: Planning		
							Est. Completion Date: April 2025		
No Funding Allocated		\$0	\$0	\$0	\$0	\$0	\$0	\$0	\$0
Total Sources of Funding		\$0	\$0	\$0	\$0	\$0	\$0	\$0	\$0
Total Estimated Costs		\$199,500							
Total Unfunded		\$199,500					Funding Status: Unfunded		
Total Est. Annual Operating Impact		Minimal					Actuals: \$0		
							Encumbrances: \$0		

Sources and Estimated Costs by Department

Police

					Future Estimates				
Project No.	Project Title	Totals	Prior Years	Current 2023-24	2024-25	2025-26	2026-27	2027-28	2028-29
50-P-23-0004	Motorola PD Vigilant LPR						District: Citywide		
40-B233208							Status: Active		
Motorola PD Vigilant LPR							Phase: Planning		
							Est. Completion Date: December 2024		
Contribution from Special Revenue Fund		\$636,379	\$636,379	\$0	\$0	\$0	\$0	\$0	\$0
Total Sources of Funding		\$636,379	\$636,379	\$0	\$0	\$0	\$0	\$0	\$0
Total Estimated Costs		\$636,379							
Total Unfunded		\$0					Funding Status: Fully Funded		
							Actuals: \$0		
Total Est. Annual Operating Impact		Minimal					Encumbrances: \$636,379		
40-P-20-0499	Mounted Police Horse Stable Repairs						District: 5		
40-B193203							Status: Active		
Repair and maintenance of stables							Phase: Construction		
							Est. Completion Date: December 2023		
Contribution from General Fund 3		\$162,943	\$162,943	\$0	\$0	\$0	\$0	\$0	\$0
Contribution from General Fund-SSL		\$567	\$567	\$0	\$0	\$0	\$0	\$0	\$0
Total Sources of Funding		\$163,510	\$163,510	\$0	\$0	\$0	\$0	\$0	\$0
Total Estimated Costs		\$163,510							
Total Unfunded		\$0					Funding Status: Fully Funded		
							Actuals: \$160,788		
Total Est. Annual Operating Impact		Minimal					Encumbrances: \$2,626		
40-P-23-0047	Mouted Police Additional Horse						District: Citywide		
40-B233212							Status: Active		
Mouted Police Additional Horse							Phase: Planning		
							Est. Completion Date: December 2024		

Sources and Estimated Costs by Department

Police

Project No.	Project Title	Totals	Prior Years	Current 2023-24	Future Estimates				
					2024-25	2025-26	2026-27	2027-28	2028-29
Contribution from General Fund 3		\$15,000	\$15,000	\$0	\$0	\$0	\$0	\$0	\$0
Total Sources of Funding		\$15,000	\$15,000	\$0	\$0	\$0	\$0	\$0	\$0
Total Estimated Costs		\$15,000							
Total Unfunded		\$0					Funding Status:	Fully Funded	
							Actuals:	\$0	
Total Est. Annual Operating Impact		Minimal					Encumbrances:	\$0	
40-P-20-0495	MPD Body Worn Camera Program					District: Citywide			
40-B17327						Status: Active			
Development, implementation, evaluation and purchase of Body Worn Cameras which will enhance officer's interactions with the public and build community trust					Phase: Administrative Close-Out				
					Est. Completion Date: December 2023				
Contribution from General Fund 3		\$1,145,000	\$1,145,000	\$0	\$0	\$0	\$0	\$0	\$0
Total Sources of Funding		\$1,145,000	\$1,145,000	\$0	\$0	\$0	\$0	\$0	\$0
Total Estimated Costs		\$1,145,000							
Total Unfunded		\$0					Funding Status:	Fully Funded	
							Actuals:	\$1,145,000	
Total Est. Annual Operating Impact		\$53,000					Encumbrances:	\$0	
40-P-20-0494	MPD Facilities Exterior Lighting					District: Citywide			
40-B17322						Status: Active			
Replacement and betterment of South, Central, North, and Grapeland Heights Districts Exterior Lighting for security and image reasons					Phase: Construction				
					Est. Completion Date: December 2023				
Contribution from General Fund 3		\$160,000	\$160,000	\$0	\$0	\$0	\$0	\$0	\$0
Impact Fees - Police		\$40,000	\$40,000	\$0	\$0	\$0	\$0	\$0	\$0
Total Sources of Funding		\$200,000	\$200,000	\$0	\$0	\$0	\$0	\$0	\$0
Total Estimated Costs		\$200,000							
Total Unfunded		\$0					Funding Status:	Fully Funded	
							Actuals:	\$178,844	
Total Est. Annual Operating Impact		Minimal					Encumbrances:	\$0	

Sources and Estimated Costs by Department

Police

Project No.	Project Title	Totals	Prior Years	Current 2023-24	Future Estimates				
					2024-25	2025-26	2026-27	2027-28	2028-29
40-P-21-0027	MPD Facilities Interior Lighting Enhancements								
40-B213204									
<i>Interior lighting enhancements for MPD facilities</i>							District: Citywide		
							Status: Adopted		
							Phase: Planning		
							Est. Completion Date: December 2023		
Impact Fees - Police		\$125,000	\$125,000	\$0	\$0	\$0	\$0	\$0	\$0
Total Sources of Funding		\$125,000	\$125,000	\$0	\$0	\$0	\$0	\$0	\$0
Total Estimated Costs		\$125,000							
Total Unfunded		\$0					Funding Status: Fully Funded		
							<i>Actuals:</i> \$7,855		
Total Est. Annual Operating Impact		\$0					<i>Encumbrances:</i> \$0		
50-P-21-0006	New Dispatch Console								
40-B213207									
<i>New Dispatch Console for Police Department</i>							District: Citywide		
							Status: Adopted		
							Phase: Planning		
							Est. Completion Date: December 2023		
Impact Fees - Police		\$90,000	\$90,000	\$0	\$0	\$0	\$0	\$0	\$0
Total Sources of Funding		\$90,000	\$90,000	\$0	\$0	\$0	\$0	\$0	\$0
Total Estimated Costs		\$90,000							
Total Unfunded		\$0					Funding Status: Fully Funded		
							<i>Actuals:</i> \$0		
Total Est. Annual Operating Impact		\$0					<i>Encumbrances:</i> \$0		
40-P-20-0662	New Police Headquarters								
<i>New Police Headquarters</i>							District: Citywide		
							Status: Future Consideration		
							Phase: Planning		
							Est. Completion Date: September 2025		
No Funding Allocated		\$0	\$0	\$0	\$0	\$0	\$0	\$0	\$0
Total Sources of Funding		\$0	\$0	\$0	\$0	\$0	\$0	\$0	\$0
Total Estimated Costs		\$190,000,000							
Total Unfunded		\$190,000,000					Funding Status: Unfunded		
							<i>Actuals:</i> \$0		
Total Est. Annual Operating Impact		\$0					<i>Encumbrances:</i> \$0		

Sources and Estimated Costs by Department

Police

Project No.	Project Title	Totals	Prior Years	Current 2023-24	Future Estimates				
					2024-25	2025-26	2026-27	2027-28	2028-29
40-P-20-0496	New Police Headquarters Planning Phase								
40-B183203									
<i>Study for the new Police headquarters</i>							District: Citywide		
							Status: Active		
							Phase: Planning		
							Est. Completion Date: December 2023		
Impact Fees - Police		\$106,000	\$106,000	\$0	\$0	\$0	\$0	\$0	\$0
Total Sources of Funding		\$106,000	\$106,000	\$0	\$0	\$0	\$0	\$0	\$0
Total Estimated Costs		\$106,000							
Total Unfunded		\$0					Funding Status: Fully Funded		
							<i>Actuals:</i> \$8,750		
Total Est. Annual Operating Impact		Minimal					<i>Encumbrances:</i> \$0		
40-P-17-0232	New Police Property Building Planning Phase								
40-B173215									
<i>Planning phase for new Police property building which will be used to properly house/store evidence that has not met the criteria for disposal</i>							District: Citywide		
							Status: Active		
							Phase: Administrative Close-Out		
							Est. Completion Date: December 2023		
Contribution from General Fund 3		\$160,000	\$160,000	\$0	\$0	\$0	\$0	\$0	\$0
Impact Fees - Police		\$221,000	\$221,000	\$0	\$0	\$0	\$0	\$0	\$0
Total Sources of Funding		\$381,000	\$381,000	\$0	\$0	\$0	\$0	\$0	\$0
Total Estimated Costs		\$14,525,498							
Total Unfunded		\$14,144,498					Funding Status: Partial		
							<i>Actuals:</i> \$195,337		
Total Est. Annual Operating Impact		Minimal					<i>Encumbrances:</i> \$0		
40-P-20-0739	New Police Web EOC Command Center								
40-B213202									
<i>New Software for the Real Time Crime Center</i>							District: Citywide		
							Status: Adopted		
							Phase: Planning		
							Est. Completion Date: December 2023		

Sources and Estimated Costs by Department

Police

Project No.	Project Title	Totals	Prior Years	Current 2023-24	Future Estimates				
					2024-25	2025-26	2026-27	2027-28	2028-29
Impact Fees - Police		\$100,000	\$100,000	\$0	\$0	\$0	\$0	\$0	\$0
Total Sources of Funding		\$100,000	\$100,000	\$0	\$0	\$0	\$0	\$0	\$0
Total Estimated Costs		\$100,000							
Total Unfunded		\$0					Funding Status: Fully Funded		
							<i>Actuals:</i>	\$88,590	
Total Est. Annual Operating Impact		\$0					<i>Encumbrances:</i>	\$499	
40-P-20-0515	New Temperature Controlled Storage							District: Citywide	
40-B203212								Status: Adopted	
<i>Purchase of New Temperature Controlled Storage</i>								Phase: Planning	
							Est. Completion Date: December 2023		
Impact Fees - Police		\$75,000	\$75,000	\$0	\$0	\$0	\$0	\$0	\$0
Total Sources of Funding		\$75,000	\$75,000	\$0	\$0	\$0	\$0	\$0	\$0
Total Estimated Costs		\$200,000							
Total Unfunded		\$125,000					Funding Status:	Partial	
							<i>Actuals:</i>	\$0	
Total Est. Annual Operating Impact		Minimal					<i>Encumbrances:</i>	\$0	
40-P-21-0038	North District Police Station Misc. Repairs							District: Citywide	
40-B30988								Status: Adopted	
<i>Miscellaneous repairs at the North District Police Station</i>								Phase: Planning	
							Est. Completion Date: December 2023		
Contribution from General Fund 1		\$25,523	\$25,523	\$0	\$0	\$0	\$0	\$0	\$0
Contribution from General Fund 3		\$86,172	\$86,172	\$0	\$0	\$0	\$0	\$0	\$0
Impact Fees 2		\$13,777	\$13,777	\$0	\$0	\$0	\$0	\$0	\$0
Total Sources of Funding		\$125,472	\$125,472	\$0	\$0	\$0	\$0	\$0	\$0
Total Estimated Costs		\$125,472							
Total Unfunded		\$0					Funding Status:	Fully Funded	
							<i>Actuals:</i>	\$113,163	
Total Est. Annual Operating Impact		\$0					<i>Encumbrances:</i>	\$0	

Sources and Estimated Costs by Department

Police

Project No.	Project Title	Totals	Prior Years	Current 2023-24	Future Estimates				
					2024-25	2025-26	2026-27	2027-28	2028-29
50-P-22-0009	Outboard Motors								
40-B233206									
Twin Yamaha 300 engines (4 motors) for two boats.							District: Citywide		
							Status: Adopted		
							Phase: Planning		
							Est. Completion Date: June 2026		
Impact Fees - Police		\$41,000	\$41,000	\$0	\$0	\$0	\$0	\$0	\$0
Total Sources of Funding		\$41,000	\$41,000	\$0	\$0	\$0	\$0	\$0	\$0
Total Estimated Costs		\$41,000							
Total Unfunded		\$0					Funding Status: Fully Funded		
							Actuals: \$0		
Total Est. Annual Operating Impact		Minimal					Encumbrances: \$0		
40-P-20-0578	Police - Purchase of Computers								
40-B203219									
Purchase of Computers							District: Citywide		
							Status: Adopted		
							Phase: Planning		
							Est. Completion Date: December 2023		
Contribution from General Fund 3		\$1,700,000	\$1,700,000	\$0	\$0	\$0	\$0	\$0	\$0
Total Sources of Funding		\$1,700,000	\$1,700,000	\$0	\$0	\$0	\$0	\$0	\$0
Total Estimated Costs		\$1,700,000							
Total Unfunded		\$0					Funding Status: Fully Funded		
							Actuals: \$1,516,878		
Total Est. Annual Operating Impact		Minimal					Encumbrances: \$0		
40-P-20-0612	Police Capital Facilities Assessment								
Police Capital Facilities Assessment							District: Citywide		
							Status: Future Consideration		
							Phase: Planning		
							Est. Completion Date: December 2023		
No Funding Allocated		\$0	\$0	\$0	\$0	\$0	\$0	\$0	\$0
Total Sources of Funding		\$0	\$0	\$0	\$0	\$0	\$0	\$0	\$0
Total Estimated Costs		\$750,000							
Total Unfunded		\$750,000					Funding Status: Unfunded		
							Actuals: \$0		
Total Est. Annual Operating Impact		\$0					Encumbrances: \$0		

Sources and Estimated Costs by Department

Police

		Future Estimates							
Project No.	Project Title	Totals	Prior Years	Current 2023-24	2024-25	2025-26	2026-27	2027-28	2028-29
40-P-20-0787	Police College Auditorium Projector						District: Citywide		
							Status: Future Consideration		
Update video system, upgrade sound system, replace existing microphone system, reprogram crestron control system							Phase: Planning		
							Est. Completion Date: April 2025		
No Funding Allocated		\$0	\$0	\$0	\$0	\$0	\$0	\$0	\$0
Total Sources of Funding		\$0	\$0	\$0	\$0	\$0	\$0	\$0	\$0
Total Estimated Costs		\$1,170,415							
Total Unfunded		\$1,170,415					Funding Status: Unfunded		
							Actuals: \$0		
Total Est. Annual Operating Impact		Minimal					Encumbrances: \$0		
40-P-00-0240	Police Drains and Parking						District: Citywide		
40-B70121							Status: Active		
The scope of work is for the South District Police Station only, and will need to include a hardening component for the parking lot, and vehicular access doors relocation.							Phase: Bidding		
							Est. Completion Date: December 2023		
Contribution from General Fund 3	\$300,000	\$300,000	\$0	\$0	\$0	\$0	\$0	\$0	\$0
Total Sources of Funding		\$300,000	\$300,000	\$0	\$0	\$0	\$0	\$0	\$0
Total Estimated Costs		\$1,720,729							
Total Unfunded		\$1,420,729					Funding Status: Partial		
							Actuals: \$138,077		
Total Est. Annual Operating Impact		Minimal					Encumbrances: \$33,296		
40-P-23-0049	Police E911 Computers						District: Citywide		
40-B233213							Status: Active		
Police E911 Computers							Phase: Planning		
							Est. Completion Date: December 2024		
Contribution from General Fund 3	\$203,000	\$203,000	\$0	\$0	\$0	\$0	\$0	\$0	\$0
Total Sources of Funding		\$203,000	\$203,000	\$0	\$0	\$0	\$0	\$0	\$0
Total Estimated Costs		\$203,000							
Total Unfunded		\$0					Funding Status: Fully Funded		
							Actuals: \$0		
Total Est. Annual Operating Impact		Minimal					Encumbrances: \$202,916		

Sources and Estimated Costs by Department

Police

Project No.	Project Title	Totals	Prior Years	Current 2023-24	Future Estimates				
					2024-25	2025-26	2026-27	2027-28	2028-29
40-P-23-0050	Police E911 Furniture								
40-B233215									
Police E911 Furniture									
							District: Citywide		
							Status: Active		
							Phase: Planning		
							Est. Completion Date: December 2024		
Contribution from General Fund 3		\$50,000	\$50,000	\$0	\$0	\$0	\$0	\$0	\$0
Total Sources of Funding		\$50,000	\$50,000	\$0	\$0	\$0	\$0	\$0	\$0
Total Estimated Costs		\$50,000							
Total Unfunded		\$0							
Total Est. Annual Operating Impact		Minimal							
							Funding Status: Fully Funded		
							Actuals: \$0		
							Encumbrances: \$0		
40-P-23-0051	Police E911 Go-Kits								
40-B233214									
Police E911 Go-Kits									
							District: Citywide		
							Status: Active		
							Phase: Planning		
							Est. Completion Date: December 2024		
Contribution from General Fund 3		\$56,000	\$56,000	\$0	\$0	\$0	\$0	\$0	\$0
Total Sources of Funding		\$56,000	\$56,000	\$0	\$0	\$0	\$0	\$0	\$0
Total Estimated Costs		\$56,000							
Total Unfunded		\$0							
Total Est. Annual Operating Impact		Minimal							
							Funding Status: Fully Funded		
							Actuals: \$0		
							Encumbrances: \$0		
40-P-20-0597	Police Facilities								
Police Facilities									
							District: Citywide		
							Status: Future Consideration		
							Phase: Planning		
							Est. Completion Date: September 2041		
No Funding Allocated		\$0	\$0	\$0	\$0	\$0	\$0	\$0	\$0
Total Sources of Funding		\$0	\$0	\$0	\$0	\$0	\$0	\$0	\$0
Total Estimated Costs		\$24,509,678							
Total Unfunded		\$24,509,678							
Total Est. Annual Operating Impact		\$0							
							Funding Status: Unfunded		
							Actuals: \$0		
							Encumbrances: \$0		

Sources and Estimated Costs by Department

Police

Project No.	Project Title	Totals	Prior Years	Current 2023-24	Future Estimates				
					2024-25	2025-26	2026-27	2027-28	2028-29
20-P-21-0000	Police Fiber Optics								
40-B223203									
Improvement of Police fiber optics to eliminate the latency in the number of relays from city-wide cameras back to Central Station							District: Citywide		
							Status: Adopted		
							Phase: Non-Infrastructure		
							Est. Completion Date: December 2023		
Impact Fees - Police		\$143,000	\$143,000	\$0	\$0	\$0	\$0	\$0	\$0
Total Sources of Funding		\$143,000	\$143,000	\$0	\$0	\$0	\$0	\$0	\$0
Total Estimated Costs		\$143,000							
Total Unfunded		\$0					Funding Status: Fully Funded		
							Actuals: \$75,177		
Total Est. Annual Operating Impact		Minimal					Encumbrances: \$67,143		
60-P-21-0003	Police Fleet Acquisition								
40-B223207									
Replacement of Police Vehicles							District: Citywide		
							Status: Adopted		
							Phase: Non-Infrastructure		
							Est. Completion Date: December 2023		
Contribution from General Fund 3		\$9,760,000	\$9,760,000	\$0	\$0	\$0	\$0	\$0	\$0
Total Sources of Funding		\$9,760,000	\$9,760,000	\$0	\$0	\$0	\$0	\$0	\$0
Total Estimated Costs		\$9,760,000							
Total Unfunded		\$0					Funding Status: Fully Funded		
							Actuals: \$9,678,219		
Total Est. Annual Operating Impact		Minimal					Encumbrances: \$81,674		
40-P-20-0758	Police Headquarters - Flooring/Carpeting								
Renovation of floors and carpeting at Central Station							District: Citywide		
							Status: Future Consideration		
							Phase: Planning		
							Est. Completion Date: December 2023		
No Funding Allocated		\$0	\$0	\$0	\$0	\$0	\$0	\$0	\$0
Total Sources of Funding		\$0	\$0	\$0	\$0	\$0	\$0	\$0	\$0
Total Estimated Costs		\$75,000							
Total Unfunded		\$75,000					Funding Status: Unfunded		
							Actuals: \$0		
Total Est. Annual Operating Impact		Minimal					Encumbrances: \$0		

Sources and Estimated Costs by Department

Police

					Future Estimates				
Project No.	Project Title	Totals	Prior Years	Current 2023-24	2024-25	2025-26	2026-27	2027-28	2028-29
40-P-20-0639	Police Headquarters 5th Floor Interior Renovations								
							District: Citywide		
							Status: Future Consideration		
Remodel two offices on 5th floor that were not previously remodeled. Scope of work includes asbestos abatement and new HVAC controls.							Phase: Planning		
							Est. Completion Date: December 2023		
No Funding Allocated		\$0	\$0	\$0	\$0	\$0	\$0	\$0	\$0
Total Sources of Funding		\$0	\$0	\$0	\$0	\$0	\$0	\$0	\$0
Total Estimated Costs		\$105,000							
Total Unfunded		\$105,000					Funding Status:	Unfunded	
							Actuals:	\$0	
Total Est. Annual Operating Impact		\$0					Encumbrances:	\$0	
40-P-20-0507	Police Headquarters Building A/C Renovations								
40-B72914									
Renovation of air conditioning system at the Police College							District: 3		
							Status: Active		
							Phase: Pre-Construction		
							Est. Completion Date: December 2023		
Contribution from General Fund 3		\$329,900	\$329,900	\$0	\$0	\$0	\$0	\$0	\$0
Miami-Dade County Public Schools		\$22,000	\$22,000	\$0	\$0	\$0	\$0	\$0	\$0
Total Sources of Funding		\$351,900	\$351,900	\$0	\$0	\$0	\$0	\$0	\$0
Total Estimated Costs		\$351,900							
Total Unfunded		\$0					Funding Status:	Fully Funded	
							Actuals:	\$299,774	
Total Est. Annual Operating Impact		Minimal					Encumbrances:	\$0	
40-P-00-0126	Police Headquarters Helipad and Roof Replacement								
40-B72915A									
Upgrades to the current roof to withstand hurricane winds and upgrade the current helipad by elevating it 8 feet above the roof							District: Citywide		
							Status: Active		
							Phase: Final Completion		
							Est. Completion Date: December 2023		

Sources and Estimated Costs by Department

Police

Project No.	Project Title	Totals	Prior Years	Current 2023-24	Future Estimates				
					2024-25	2025-26	2026-27	2027-28	2028-29
	Contribution from General Fund-SSL	\$93,028	\$93,028	\$0	\$0	\$0	\$0	\$0	\$0
	Homeland Defense Bond Series 3	\$263,255	\$263,255	\$0	\$0	\$0	\$0	\$0	\$0
	Impact Fees - Police	\$95,000	\$95,000	\$0	\$0	\$0	\$0	\$0	\$0
	Impact Fees 2	\$179,780	\$179,780	\$0	\$0	\$0	\$0	\$0	\$0
	Miami-Dade County Public Schools	\$813,854	\$813,854	\$0	\$0	\$0	\$0	\$0	\$0
	Sunshine State Government Financing Commission Loan #2	\$49,364	\$49,364	\$0	\$0	\$0	\$0	\$0	\$0
Total Sources of Funding		\$1,494,282	\$1,494,282	\$0	\$0	\$0	\$0	\$0	\$0
Total Estimated Costs		\$1,494,282							
Total Unfunded		\$0							
Total Est. Annual Operating Impact		Minimal							
							Funding Status:	Partial	
							<i>Actuals:</i>	\$1,485,801	
							<i>Encumbrances:</i>	\$5,032	

40-P-20-0505 Police Headquarters Pressure Clean/Seal/Paint Exterior
40-B70119

Repairs and maintenance at the Police Central Station; specifically for pressure cleaning, sealing, and exterior painting

District: 3
Status: Active
Phase: Construction
Est. Completion Date: December 2023

	Contribution from General Fund 3	\$368,198	\$368,198	\$0	\$0	\$0	\$0	\$0	\$0
Total Sources of Funding		\$368,198	\$368,198	\$0	\$0	\$0	\$0	\$0	\$0
Total Estimated Costs		\$368,198							
Total Unfunded		\$0							
Total Est. Annual Operating Impact		Minimal							
							Funding Status:	Fully Funded	
							<i>Actuals:</i>	\$343,485	
							<i>Encumbrances:</i>	\$3,650	

40-P-23-0052 Police Internal Affairs Office Buildout
40-B233210

Police Internal Affairs Office Buildout

District: Citywide
Status: Active
Phase: Planning
Est. Completion Date: December 2024

Sources and Estimated Costs by Department

Police

Project No.	Project Title	Totals	Prior Years	Current 2023-24	Future Estimates				
					2024-25	2025-26	2026-27	2027-28	2028-29
Contribution from General Fund 3		\$40,000	\$40,000	\$0	\$0	\$0	\$0	\$0	\$0
Total Sources of Funding		\$40,000	\$40,000	\$0	\$0	\$0	\$0	\$0	\$0
Total Estimated Costs		\$40,000							
Total Unfunded		\$0					Funding Status:	Fully Funded	
							Actuals:	\$0	
Total Est. Annual Operating Impact		Minimal					Encumbrances:	\$0	
40-P-23-0053	Police North 1st Floor						District:	Citywide	
40-B233211							Status:	Active	
Police North 1st Floor							Phase:	Planning	
							Est. Completion Date:	December 2024	
Contribution from General Fund 3		\$57,000	\$57,000	\$0	\$0	\$0	\$0	\$0	\$0
Total Sources of Funding		\$57,000	\$57,000	\$0	\$0	\$0	\$0	\$0	\$0
Total Estimated Costs		\$57,000							
Total Unfunded		\$0					Funding Status:	Fully Funded	
							Actuals:	\$0	
Total Est. Annual Operating Impact		Minimal					Encumbrances:	\$57,000	
40-P-20-0510	Police Security System						District:	Citywide	
40-B17320							Status:	Adopted	
Replacement of the outdated security key pad and security cameras							Phase:	Planning	
							Est. Completion Date:	December 2023	
Contribution from General Fund 3		\$583,329	\$583,329	\$0	\$0	\$0	\$0	\$0	\$0
Impact Fees - Police		\$200,000	\$200,000	\$0	\$0	\$0	\$0	\$0	\$0
Impact Fees 2		\$400,000	\$400,000	\$0	\$0	\$0	\$0	\$0	\$0
Total Sources of Funding		\$1,183,329	\$1,183,329	\$0	\$0	\$0	\$0	\$0	\$0
Total Estimated Costs		\$1,183,329							
Total Unfunded		\$0					Funding Status:	Fully Funded	
							Actuals:	\$909,596	
Total Est. Annual Operating Impact		Minimal					Encumbrances:	\$218,961	

Sources and Estimated Costs by Department

Police

Project No.	Project Title	Totals	Prior Years	Current 2023-24	Future Estimates				
					2024-25	2025-26	2026-27	2027-28	2028-29
40-P-00-0127	Police South Roof Renovation								
40-B72928A									
<i>Renovations to the Miami Police South Station roof</i>							District: Citywide		
							Status: Active		
							Phase: Bidding		
							Est. Completion Date: December 2023		
Contribution from General Fund 3		\$333,201	\$333,201	\$0	\$0	\$0	\$0	\$0	\$0
Impact Fees 2		\$2,614	\$2,614	\$0	\$0	\$0	\$0	\$0	\$0
Miami-Dade County Public Schools		\$15,000	\$15,000	\$0	\$0	\$0	\$0	\$0	\$0
Total Sources of Funding		\$350,815	\$350,815	\$0	\$0	\$0	\$0	\$0	\$0
Total Estimated Costs		\$1,067,003							
Total Unfunded		\$716,188					Funding Status:	Partial	
Total Est. Annual Operating Impact		Minimal					<i>Actuals:</i>	\$60,490	
							<i>Encumbrances:</i>	\$13,562	
40-P-20-0501	Police Station Restroom Renovations								
40-B193700									
<i>Remodel, repair, and maintain restrooms at various Citywide Police stations</i>							District: Citywide		
							Status: Active		
							Phase: Dry-Run/Permit		
							Est. Completion Date: December 2023		
Sanitary Sewer Non-Bond		\$1,200,000	\$1,200,000	\$0	\$0	\$0	\$0	\$0	\$0
Total Sources of Funding		\$1,200,000	\$1,200,000	\$0	\$0	\$0	\$0	\$0	\$0
Total Estimated Costs		\$1,575,357							
Total Unfunded		\$375,357					Funding Status:	Partial	
Total Est. Annual Operating Impact		Minimal					<i>Actuals:</i>	\$168,415	
							<i>Encumbrances:</i>	\$67,660	
60-P-21-0001	Police Surveillance Platform								
40-B223205									
<i>Purchase of a Surveillance Platform for Police Department</i>							District: Citywide		
							Status: Adopted		
							Phase: Non-Infrastructure		
							Est. Completion Date: December 2023		

Sources and Estimated Costs by Department

Police

Project No.	Project Title	Totals	Prior Years	Current 2023-24	Future Estimates				
					2024-25	2025-26	2026-27	2027-28	2028-29
Contribution from General Fund 3		\$155,000	\$155,000	\$0	\$0	\$0	\$0	\$0	\$0
Total Sources of Funding		\$155,000	\$155,000	\$0	\$0	\$0	\$0	\$0	\$0
Total Estimated Costs		\$155,000							
Total Unfunded		\$0							
Total Est. Annual Operating Impact		Minimal							
40-P-20-0497	Police UPS System Upgrade								
40-B183206									
<i>Upgrades to the UPS System at Central Station in the event of main power failures</i>							District: Citywide		
							Status: Active		
							Phase: Construction		
							Est. Completion Date: December 2023		
Contribution from General Fund 3		\$150,000	\$150,000	\$0	\$0	\$0	\$0	\$0	\$0
Total Sources of Funding		\$150,000	\$150,000	\$0	\$0	\$0	\$0	\$0	\$0
Total Estimated Costs		\$150,000							
Total Unfunded		\$0							
Total Est. Annual Operating Impact		Minimal							
40-P-20-0508	Police Vehicle Lease								
40-B74220D									
<i>Lease of Police Vehicles</i>							District: Citywide		
							Status: Active		
							Phase: Administrative Close-Out		
							Est. Completion Date: December 2023		
Santander Bank Vehicle Lease		\$11,005,334	\$11,005,334	\$0	\$0	\$0	\$0	\$0	\$0
Total Sources of Funding		\$11,005,334	\$11,005,334	\$0	\$0	\$0	\$0	\$0	\$0
Total Estimated Costs		\$11,005,334							
Total Unfunded		\$0							
Total Est. Annual Operating Impact		Minimal							
60-P-23-0002	Police Vehicles								
40-B233107									
<i>Police Vehicles</i>							District: Citywide		
							Status: Active		
							Phase: Planning		
							Est. Completion Date: December 2024		

Sources and Estimated Costs by Department

Police

Project No.	Project Title	Totals	Prior Years	Current 2023-24	Future Estimates				
					2024-25	2025-26	2026-27	2027-28	2028-29
Contribution from General Fund 3		\$7,308,000	\$7,308,000	\$0	\$0	\$0	\$0	\$0	\$0
Total Sources of Funding		\$7,308,000	\$7,308,000	\$0	\$0	\$0	\$0	\$0	\$0
Total Estimated Costs		\$7,308,000							
Total Unfunded		\$0					Funding Status:	Fully Funded	
							Actuals:	\$0	
Total Est. Annual Operating Impact		Minimal					Encumbrances:	\$1,895,822	
40-P-23-0054	Premium IP Surveillance System - Iris Covert					District: Citywide			
40-B243204						Status: Proposed			
Premium IP Surveillance System - Iris Covert					Phase: Planning				
					Est. Completion Date: December 2024				
Impact Fees - Police		\$172,000	\$0	\$172,000	\$0	\$0	\$0	\$0	\$0
Total Sources of Funding		\$172,000	\$0	\$172,000	\$0	\$0	\$0	\$0	\$0
Total Estimated Costs		\$172,000							
Total Unfunded		\$0					Funding Status:	Fully Funded	
							Actuals:	\$0	
Total Est. Annual Operating Impact		Minimal					Encumbrances:	\$0	
40-P-23-0055	Purchase of New Computers for Miami Police Department					District: Citywide			
40-B243201						Status: Proposed			
Purchase of New Computers for Miami Police Department					Phase: Planning				
					Est. Completion Date: December 2024				
Impact Fees - Police		\$150,000	\$0	\$150,000	\$0	\$0	\$0	\$0	\$0
Total Sources of Funding		\$150,000	\$0	\$150,000	\$0	\$0	\$0	\$0	\$0
Total Estimated Costs		\$150,000							
Total Unfunded		\$0					Funding Status:	Fully Funded	
							Actuals:	\$0	
Total Est. Annual Operating Impact		Minimal					Encumbrances:	\$0	
40-P-23-0056	Purchase of Personal Digital Assistants with FileOnQ (14) for Miami Police Department					District: Citywide			
40-B243206						Status: Proposed			
Purchase of Personal Digital Assistants with FileOnQ (14) for Miami Police Department					Phase: Planning				
					Est. Completion Date: December 2024				

Sources and Estimated Costs by Department

Police

Project No.	Project Title	Totals	Prior Years	Current 2023-24	Future Estimates				
					2024-25	2025-26	2026-27	2027-28	2028-29
Impact Fees - Police		\$42,000	\$0	\$42,000	\$0	\$0	\$0	\$0	\$0
Total Sources of Funding		\$42,000	\$0	\$42,000	\$0	\$0	\$0	\$0	\$0
Total Estimated Costs		\$42,000							
Total Unfunded		\$0							
Total Est. Annual Operating Impact		Minimal							
							Funding Status: Fully Funded		
							<i>Actuals:</i> \$0		
							<i>Encumbrances:</i> \$0		
40-P-23-0057	Purchase of Surface Pro 9's for Miami Police Department								
40-B243202									
<i>Purchase of Surface Pro 9's for Miami Police Department</i>							District: Citywide		
							Status: Proposed		
							Phase: Planning		
							Est. Completion Date: December 2024		
Impact Fees - Police		\$195,000	\$0	\$195,000	\$0	\$0	\$0	\$0	\$0
Total Sources of Funding		\$195,000	\$0	\$195,000	\$0	\$0	\$0	\$0	\$0
Total Estimated Costs		\$195,000							
Total Unfunded		\$0							
Total Est. Annual Operating Impact		Minimal							
							Funding Status: Fully Funded		
							<i>Actuals:</i> \$0		
							<i>Encumbrances:</i> \$0		
40-P-23-0058	Purchase Shoxs Seat(4) for Police Maritime Vessels								
40-B243207									
<i>Purchase Shoxs Seat(4) for Police Maritime Vessels</i>							District: Citywide		
							Status: Proposed		
							Phase: Planning		
							Est. Completion Date: December 2024		
Impact Fees - Police		\$19,000	\$0	\$19,000	\$0	\$0	\$0	\$0	\$0
Total Sources of Funding		\$19,000	\$0	\$19,000	\$0	\$0	\$0	\$0	\$0
Total Estimated Costs		\$19,000							
Total Unfunded		\$0							
Total Est. Annual Operating Impact		Minimal							
							Funding Status: Fully Funded		
							<i>Actuals:</i> \$0		
							<i>Encumbrances:</i> \$0		
40-P-20-0514	Renewals Trane Chillers COP								
40-B193206									
<i>Yearly inspections and cleaning of the Trane Chillers located at the Police Station</i>							District: Citywide		
							Status: Active		
							Phase: Annual Capital Refurbishme		
							Est. Completion Date: December 2023		

Sources and Estimated Costs by Department

Police

					Future Estimates				
Project No.	Project Title	Totals	Prior Years	Current 2023-24	2024-25	2025-26	2026-27	2027-28	2028-29
Impact Fees - Police		\$200,000	\$200,000	\$0	\$0	\$0	\$0	\$0	\$0
Total Sources of Funding		\$200,000	\$200,000	\$0	\$0	\$0	\$0	\$0	\$0
Total Estimated Costs		\$200,000							
Total Unfunded		\$0					Funding Status:	Fully Funded	
							Actuals:	\$120,000	
Total Est. Annual Operating Impact		Minimal					Encumbrances:	\$77,066	
40-P-20-0759	Renovation of 4th Floor SW corner office (Office at Central)						District:	Citywide	
							Status:	Future Consideration	
IFQ - 1179387 Office Renovation							Phase:	Planning	
							Est. Completion Date:	December 2023	
No Funding Allocated		\$0	\$0	\$0	\$0	\$0	\$0	\$0	\$0
Total Sources of Funding		\$0	\$0	\$0	\$0	\$0	\$0	\$0	\$0
Total Estimated Costs		\$75,000							
Total Unfunded		\$75,000					Funding Status:	Unfunded	
							Actuals:	\$0	
Total Est. Annual Operating Impact		Minimal					Encumbrances:	\$0	
40-P-20-0740	Replacement of Damaged Police Vehicles						District:	Citywide	
40-B213203							Status:	Adopted	
Replacement of Damaged Police Vehicles due to Civel Unrest							Phase:	Planning	
							Est. Completion Date:	December 2023	
Contribution from General Fund 3		\$139,000	\$139,000	\$0	\$0	\$0	\$0	\$0	\$0
Total Sources of Funding		\$139,000	\$139,000	\$0	\$0	\$0	\$0	\$0	\$0
Total Estimated Costs		\$139,000							
Total Unfunded		\$0					Funding Status:	Fully Funded	
							Actuals:	\$135,892	
Total Est. Annual Operating Impact		\$0					Encumbrances:	\$0	
40-P-20-0500	South District Police Station Misc. Repairs						District:	3	
40-B193205							Status:	Active	
Enhancement to the South District Police Station							Phase:	Construction	
							Est. Completion Date:	December 2023	

Sources and Estimated Costs by Department

Police

Project No.	Project Title	Totals	Prior Years	Current 2023-24	Future Estimates				
					2024-25	2025-26	2026-27	2027-28	2028-29
Contribution from General Fund 3		\$29,429	\$29,429	\$0	\$0	\$0	\$0	\$0	\$0
Impact Fees 1		\$196	\$196	\$0	\$0	\$0	\$0	\$0	\$0
Impact Fees 2		\$63,718	\$63,718	\$0	\$0	\$0	\$0	\$0	\$0
Total Sources of Funding		\$93,343	\$93,343	\$0	\$0	\$0	\$0	\$0	\$0
Total Estimated Costs		\$93,343							
Total Unfunded		\$0					Funding Status:	Partial	
							<i>Actuals:</i>	\$42,979	
Total Est. Annual Operating Impact		Minimal					<i>Encumbrances:</i>	\$0	
40-P-20-0511	Surge Suppressors							District:	Citywide
40-B17321								Status:	Adopted
								Phase:	Planning
	<i>City Wide Surge Suppressors</i>							Est. Completion Date:	December 2023
Impact Fees - Police		\$105,900	\$105,900	\$0	\$0	\$0	\$0	\$0	\$0
Total Sources of Funding		\$105,900	\$105,900	\$0	\$0	\$0	\$0	\$0	\$0
Total Estimated Costs		\$195,900							
Total Unfunded		\$90,000					Funding Status:	Partial	
							<i>Actuals:</i>	\$25,260	
Total Est. Annual Operating Impact		Minimal					<i>Encumbrances:</i>	\$0	
40-P-20-0502	Technology Improvements for the Police Academy							District:	Citywide
40-B203201								Status:	Active
								Phase:	Construction
	<i>Renovations to the training section police classrooms</i>							Est. Completion Date:	December 2023
Impact Fees - Police		\$23,000	\$23,000	\$0	\$0	\$0	\$0	\$0	\$0
Total Sources of Funding		\$23,000	\$23,000	\$0	\$0	\$0	\$0	\$0	\$0
Total Estimated Costs		\$23,000							
Total Unfunded		\$0					Funding Status:	Fully Funded	
							<i>Actuals:</i>	\$15,795	
Total Est. Annual Operating Impact		Minimal					<i>Encumbrances:</i>	\$0	

Sources and Estimated Costs by Department

Police

Project No.	Project Title	Totals	Prior Years	Current 2023-24	Future Estimates				
					2024-25	2025-26	2026-27	2027-28	2028-29
40-P-00-0231	The College of Policing - Water Intrusion								
40-B72910C									
To repair water damages at the College of Police facility.							District: Citywide		
							Status: Active		
							Phase: Bidding		
							Est. Completion Date: December 2023		
Contribution from General Fund 3		\$87,861	\$87,861	\$0	\$0	\$0	\$0	\$0	\$0
Impact Fees - Police		\$623	\$623	\$0	\$0	\$0	\$0	\$0	\$0
Total Sources of Funding		\$88,484	\$88,484	\$0	\$0	\$0	\$0	\$0	\$0
Total Estimated Costs		\$845,248							
Total Unfunded		\$756,764					Funding Status: Partial		
							Actuals: \$41,112		
Total Est. Annual Operating Impact		Minimal					Encumbrances: \$1,660		
40-P-20-0708	Upgrade AV System - College of Police								
To upgrade AV system in Auditorium and Training Rooms							District: Citywide		
							Status: Future Consideration		
							Phase: Planning		
							Est. Completion Date: September 2024		
No Funding Allocated		\$0	\$0	\$0	\$0	\$0	\$0	\$0	\$0
Total Sources of Funding		\$0	\$0	\$0	\$0	\$0	\$0	\$0	\$0
Total Estimated Costs		\$1,071,249							
Total Unfunded		\$1,071,249					Funding Status: Unfunded		
							Actuals: \$0		
Total Est. Annual Operating Impact		\$0					Encumbrances: \$0		
20-P-21-0010	Upgrade of AV System								
40-B213205									
Upgrade of Audiovisual system							District: Citywide		
							Status: Adopted		
							Phase: Planning		
							Est. Completion Date: December 2023		

Sources and Estimated Costs by Department

Police

Project No.	Project Title	Totals	Prior Years	Current 2023-24	Future Estimates				
					2024-25	2025-26	2026-27	2027-28	2028-29
	Impact Fees - Police	\$150,000	\$150,000	\$0	\$0	\$0	\$0	\$0	\$0
	Total Sources of Funding	\$150,000	\$150,000	\$0	\$0	\$0	\$0	\$0	\$0
	Total Estimated Costs	\$150,000							
	Total Unfunded	\$0							
	Total Est. Annual Operating Impact	\$0							

Funding Status: Fully Funded

Actuals: \$0

Encumbrances: \$150,000

40-P-20-0498 Virtual Policing for Violent Crimes
40-B193202

District: Citywide

Status: Active

Phase: Non-Infrastructure

To expand the CCTV, LPR system, and integration of the ShotSpotter program

Est. Completion Date: December 2023

	Impact Fees - Police	\$1,154,000	\$1,154,000	\$0	\$0	\$0	\$0	\$0	\$0
	Total Sources of Funding	\$1,154,000	\$1,154,000	\$0	\$0	\$0	\$0	\$0	\$0
	Total Estimated Costs	\$1,154,000							
	Total Unfunded	\$0							
	Total Est. Annual Operating Impact	\$53,000							

Funding Status: Fully Funded

Actuals: \$1,150,106

Encumbrances: \$0

Totals for Police

Total Sources of Funding	\$48,092,997	\$46,822,997	\$1,270,000	\$0	\$0	\$0	\$0	\$0
Total Estimated Costs	\$303,039,857							
Total Unfunded	\$254,946,859							
Total Est. Annual Operating Impact	Minimal							

Real Estate and Asset Management

248

Sources and Estimated Costs by Department

Real Estate and Asset Management

Project No.	Project Title	Totals	Prior Years	Current 2023-24	Future Estimates				
					2024-25	2025-26	2026-27	2027-28	2028-29
Miami Forever Bonds - Housing S2B		\$1,505,000	\$1,505,000	\$0	\$0	\$0	\$0	\$0	\$0
Total Sources of Funding		\$1,505,000	\$1,505,000	\$0	\$0	\$0	\$0	\$0	\$0
Total Estimated Costs		\$1,505,000							
Total Unfunded		\$0					Funding Status:	Fully Funded	
							Actuals:	\$1,497,129	
Total Est. Annual Operating Impact		\$0					Encumbrances:	\$0	
40-P-23-0030	Affordable Housing Development -1251 SW 7th Street					District: 3			
40-B213421						Status: Active			
Affordable Housing Development						Phase: Planning			
					Est. Completion Date: December 2023				
Miami Forever Bonds - Housing S2B		\$480,900	\$480,900	\$0	\$0	\$0	\$0	\$0	\$0
Total Sources of Funding		\$480,900	\$480,900	\$0	\$0	\$0	\$0	\$0	\$0
Total Estimated Costs		\$480,900							
Total Unfunded		\$0					Funding Status:	Fully Funded	
							Actuals:	\$184,308	
Total Est. Annual Operating Impact		Minimal					Encumbrances:	\$296,592	
40-P-22-0024	Affordable Housing Development and Park Projects					District: Citywide			
40-B223401						Status: Adopted			
Affordable Housing Development and Park Projects						Phase: Planning			
					Est. Completion Date: December 2023				
Public Benefit Contribution - Southside Place		\$9,000,000	\$9,000,000	\$0	\$0	\$0	\$0	\$0	\$0
Total Sources of Funding		\$9,000,000	\$9,000,000	\$0	\$0	\$0	\$0	\$0	\$0
Total Estimated Costs		\$9,000,000							
Total Unfunded		\$0					Funding Status:	Fully Funded	
							Actuals:	\$0	
Total Est. Annual Operating Impact		Minimal					Encumbrances:	\$0	
40-P-21-0025	Affordable Housing Prefab Pilot Project					District: Citywide			
40-B213101						Status: Adopted			
Pilot run of Affordable Housing Prefab Project						Phase: Planning			
					Est. Completion Date: December 2023				

Sources and Estimated Costs by Department

Real Estate and Asset Management

Project No.	Project Title	Totals	Prior Years	Current 2023-24	Future Estimates				
					2024-25	2025-26	2026-27	2027-28	2028-29
3	Contribution from General Fund	\$300,000	\$300,000	\$0	\$0	\$0	\$0	\$0	\$0
Total Sources of Funding		\$300,000	\$300,000	\$0	\$0	\$0	\$0	\$0	\$0
Total Estimated Costs		\$300,000							
Total Unfunded		\$0					Funding Status: Fully Funded		
							<i>Actuals:</i>	\$0	
Total Est. Annual Operating Impact		\$0					<i>Encumbrances:</i>	\$0	
40-P-20-0400	Allapattah Elderly Center Roof Replacement								
40-B183411									
<i>Replace and renovate the roof at the Allapattah Elderly Center</i>							District: 1		
							Status: Active		
							Phase: Administrative Close-Out		
							Est. Completion Date: December 2023		
3	Contribution from General Fund	\$178,759	\$178,759	\$0	\$0	\$0	\$0	\$0	\$0
Total Sources of Funding		\$178,759	\$178,759	\$0	\$0	\$0	\$0	\$0	\$0
Total Estimated Costs		\$178,759							
Total Unfunded		\$0					Funding Status: Fully Funded		
							<i>Actuals:</i>	\$178,759	
Total Est. Annual Operating Impact		Minimal					<i>Encumbrances:</i>	\$0	
40-P-17-0131	Barnyard Improvements								
40-B173405									
<i>Built a new restroom accordingly F.B..C. and various Improvements for the Barnyard Facility in Cocounut Grove</i>							District: 2		
							Status: Active		
							Phase: Administrative Close-Out		
							Est. Completion Date: December 2023		
3	Contribution from General Fund	\$135,827	\$135,827	\$0	\$0	\$0	\$0	\$0	\$0
Total Sources of Funding		\$135,827	\$135,827	\$0	\$0	\$0	\$0	\$0	\$0
Total Estimated Costs		\$140,218							
Total Unfunded		\$4,391					Funding Status: Partial		
							<i>Actuals:</i>	\$132,004	
Total Est. Annual Operating Impact		Minimal					<i>Encumbrances:</i>	\$3,823	
40-P-23-0010	Barnyard Roof Waterproofing								
40-B233510									
<i>Apply waterproofing to roof surface. Add gutters, fascia and soffits on the exterior of the building to protect building from water intrusion.</i>							District: 2		
							Status: Active		
							Phase: Planning		
							Est. Completion Date: March 2025		

Sources and Estimated Costs by Department

Real Estate and Asset Management

Project No.	Project Title	Totals	Prior Years	Current 2023-24	Future Estimates				
					2024-25	2025-26	2026-27	2027-28	2028-29
Contribution from General Fund 3		\$30,000	\$30,000	\$0	\$0	\$0	\$0	\$0	\$0
Total Sources of Funding		\$30,000	\$30,000	\$0	\$0	\$0	\$0	\$0	\$0
Total Estimated Costs		\$448,985							
Total Unfunded		\$418,985					Funding Status:	Partial	
							<i>Actuals:</i>	\$497	
Total Est. Annual Operating Impact		Minimal					<i>Encumbrances:</i>	\$0	
40-P-20-0419	City Department Buildout at Marlins Garage							District: Citywide	
40-B30648A								Status: Active	
<i>Buildout (shell) of remaining retail space at the Marlins Garages</i>							Phase: Planning		
							Est. Completion Date: December 2023		
Contribution from General Fund 1		\$118,999	\$118,999	\$0	\$0	\$0	\$0	\$0	\$0
Miami Sports and Exhibition Authority		\$732,285	\$732,285	\$0	\$0	\$0	\$0	\$0	\$0
Miami-Dade County Convention Development Tax		\$3,747,938	\$3,747,938	\$0	\$0	\$0	\$0	\$0	\$0
Parking Revenue Bonds-Taxable Series 2010B		\$1,881,364	\$1,881,364	\$0	\$0	\$0	\$0	\$0	\$0
Structural Settlement		\$128,017	\$128,017	\$0	\$0	\$0	\$0	\$0	\$0
Total Sources of Funding		\$6,608,602	\$6,608,602	\$0	\$0	\$0	\$0	\$0	\$0
Total Estimated Costs		\$6,608,602							
Total Unfunded		\$0					Funding Status:	Fully Funded	
							<i>Actuals:</i>	\$1,924,462	
Total Est. Annual Operating Impact		Minimal					<i>Encumbrances:</i>	\$110,599	
40-P-19-0255	Citywide Environmental Compliance Construction							District: Citywide	
40-B193101A								Status: Active	
<i>Construction for environmental remediation monitoring at locations throughout the City</i>							Phase: Monitoring		
							Est. Completion Date: December 2023		

Sources and Estimated Costs by Department

Real Estate and Asset Management

Project No.	Project Title	Totals	Prior Years	Current 2023-24	Future Estimates				
					2024-25	2025-26	2026-27	2027-28	2028-29
Contribution from General Fund 3		\$154,775	\$154,775	\$0	\$0	\$0	\$0	\$0	\$0
Total Sources of Funding		\$154,775	\$154,775	\$0	\$0	\$0	\$0	\$0	\$0
Total Estimated Costs		\$733,517							
Total Unfunded		\$578,742					Funding Status:	Partial	
							<i>Actuals:</i>	\$53,824	
Total Est. Annual Operating Impact		Minimal					<i>Encumbrances:</i>	\$1,555	
40-P-20-0388	Coastal Security Cameras - Dinner Key Marina							District:	2
40-B173402								Status:	Active
<i>Installation and purchase of closed-circuit television (CCTV) and specialized Coastal Security equipment at the marina and possibly integrate the system with Police Department</i>							Phase:	Non-Infrastructure	
							Est. Completion Date:	December 2023	
10% Marinas Revenue		\$277,343	\$277,343	\$0	\$0	\$0	\$0	\$0	\$0
Total Sources of Funding		\$277,343	\$277,343	\$0	\$0	\$0	\$0	\$0	\$0
Total Estimated Costs		\$277,343							
Total Unfunded		\$0					Funding Status:	Fully Funded	
							<i>Actuals:</i>	\$277,343	
Total Est. Annual Operating Impact		\$7,000					<i>Encumbrances:</i>	\$0	
40-P-20-0676	Concrete Fortified Dock at Fort Dallas Park							District:	Citywide
							Status:	Future Consideration	
<i>Given the physical damages related to storm surge and vessel damage, this project aims to study the feasibility of upgrading the Fort Dallas Park dock to a rugged concrete system.</i>							Phase:	Planning	
							Est. Completion Date:	December 2023	
No Funding Allocated		\$0	\$0	\$0	\$0	\$0	\$0	\$0	\$0
Total Sources of Funding		\$0	\$0	\$0	\$0	\$0	\$0	\$0	\$0
Total Estimated Costs		\$1,250,000							
Total Unfunded		\$1,250,000					Funding Status:	Unfunded	
							<i>Actuals:</i>	\$0	
Total Est. Annual Operating Impact		\$0					<i>Encumbrances:</i>	\$0	
50-P-23-0002	D4 Affordable Housing Land Acquisition							District:	4
40-B213414A								Status:	Adopted
<i>Land Acquisition</i>							Phase:	Planning	
							Est. Completion Date:	May 2024	

Sources and Estimated Costs by Department

Real Estate and Asset Management

Project No.	Project Title	Totals	Prior Years	Current 2023-24	Future Estimates				
					2024-25	2025-26	2026-27	2027-28	2028-29
Miami Forever Bonds - Housing S1B		\$850,000	\$850,000	\$0	\$0	\$0	\$0	\$0	\$0
Total Sources of Funding		\$850,000	\$850,000	\$0	\$0	\$0	\$0	\$0	\$0
Total Estimated Costs		\$850,000							
Total Unfunded		\$0							
Total Est. Annual Operating Impact		Minimal							
					Funding Status: Fully Funded Actuals: \$22,000 Encumbrances: \$0				
40-P-22-0010	Demolition - 2735 NW 10 AVE								
40-B223404									
<i>The existing 2 story building on site is an unsafe structure requiring immediate demolition due to fire damage at 1st and 2nd floor; Property will require lawn maintenance, sod, debris cleanup, & fencing</i>					District: 1 Status: Active Phase: Construction Est. Completion Date: December 2023				
Contribution from Special Revenue Fund		\$220,000	\$220,000	\$0	\$0	\$0	\$0	\$0	\$0
Total Sources of Funding		\$220,000	\$220,000	\$0	\$0	\$0	\$0	\$0	\$0
Total Estimated Costs		\$220,000							
Total Unfunded		\$0							
Total Est. Annual Operating Impact		Minimal							
					Funding Status: Fully Funded Actuals: \$56,701 Encumbrances: \$156,141				
40-P-20-0423	Derelict Vessel Removal								
40-B70043									
<i>Removal of derelict vessel debris from the waterways</i>					District: 2 Status: Active Phase: Non-Infrastructure Est. Completion Date: December 2023				
10% Marinas Revenue		\$245,299	\$245,299	\$0	\$0	\$0	\$0	\$0	\$0
Florida Inland Navigation District		\$30,000	\$30,000	\$0	\$0	\$0	\$0	\$0	\$0
Florida Inland Navigation District		\$30,000	\$30,000	\$0	\$0	\$0	\$0	\$0	\$0
Total Sources of Funding		\$305,299	\$305,299	\$0	\$0	\$0	\$0	\$0	\$0
Total Estimated Costs		\$50,000							
Total Unfunded		(\$255,299)							
Total Est. Annual Operating Impact		Minimal							
					Funding Status: Fully Funded Actuals: \$298,348 Encumbrances: \$0				

Sources and Estimated Costs by Department

Real Estate and Asset Management

Project No.	Project Title	Totals	Prior Years	Current 2023-24	Future Estimates				
					2024-25	2025-26	2026-27	2027-28	2028-29
40-P-20-0748 40-B193402A	Dinner Key Marina Breakwaters Mitigation 406								
<i>Dinner Key Marina Breakwaters Mitigation 406</i>							District: 2		
							Status: Active		
							Phase: Design		
							Est. Completion Date: December 2023		
Contribution from General Fund 3		\$500,000	\$500,000	\$0	\$0	\$0	\$0	\$0	\$0
Hurricane Irma Hazard Mitigation		\$7,393,822	\$7,393,822	\$0	\$0	\$0	\$0	\$0	\$0
Total Sources of Funding		\$7,893,822	\$7,893,822	\$0	\$0	\$0	\$0	\$0	\$0
Total Estimated Costs		\$1,600,000							
Total Unfunded		(\$6,293,822)					Funding Status: Fully Funded		
							Actuals: \$547,869		
Total Est. Annual Operating Impact		Minimal					Encumbrances: \$1,100,199		
40-P-20-0399 40-B183410	Dinner Key Marina Emergency Repairs/Replacements								
<i>Emergency repairs and replacements at Dinner Key related to the Marina's Set Aside</i>							District: 2		
							Status: Active		
							Phase: Annual Capital Refurbishme		
							Est. Completion Date: December 2023		
10% Marinas Revenue		\$464,166	\$162,166	\$302,000	\$0	\$0	\$0	\$0	\$0
Dinner Key Ticket Surcharge		\$42,000	\$0	\$42,000	\$0	\$0	\$0	\$0	\$0
Total Sources of Funding		\$506,166	\$162,166	\$344,000	\$0	\$0	\$0	\$0	\$0
Total Estimated Costs		\$506,166							
Total Unfunded		\$0					Funding Status: Fully Funded		
							Actuals: \$185,126		
Total Est. Annual Operating Impact		Minimal					Encumbrances: \$0		
40-P-20-0722 40-B213401	Dinner Key Marina Fuel Dock - Phase II								
<i>Phase II of the Fuel Dock at Dinner Key Marina</i>							District: Citywide		
							Status: Adopted		
							Phase: Planning		
							Est. Completion Date: December 2023		

Sources and Estimated Costs by Department

Real Estate and Asset Management

Project No.	Project Title	Totals	Prior Years	Current 2023-24	Future Estimates				
					2024-25	2025-26	2026-27	2027-28	2028-29
10% Marinas Revenue		\$800,000	\$800,000	\$0	\$0	\$0	\$0	\$0	\$0
Total Sources of Funding		\$800,000	\$800,000	\$0	\$0	\$0	\$0	\$0	\$0
Total Estimated Costs		\$800,000							
Total Unfunded		\$0					Funding Status: Fully Funded		
							<i>Actuals:</i>	\$0	
Total Est. Annual Operating Impact		\$0					<i>Encumbrances:</i>	\$0	
40-P-20-0410	Dinner Key Marina Fuel Dock								
40-B203403									
<i>Development of Design Criteria Package for fuel dock at Dinner Key Marina</i>							District: 2		
							Status: Active		
							Phase: Planning		
							Est. Completion Date: December 2023		
10% Marinas Revenue		\$300,000	\$300,000	\$0	\$0	\$0	\$0	\$0	\$0
Total Sources of Funding		\$300,000	\$300,000	\$0	\$0	\$0	\$0	\$0	\$0
Total Estimated Costs		\$850,000							
Total Unfunded		\$550,000					Funding Status: Partial		
							<i>Actuals:</i>	\$40,905	
Total Est. Annual Operating Impact		Minimal					<i>Encumbrances:</i>	\$0	
40-P-20-0727	Dinner Key Marina Gate Repairs								
40-B213406									
<i>Dinner Key Marina gate repairs sandblasting and painting to all piers.</i>							District: Citywide		
							Status: Adopted		
							Phase: Planning		
							Est. Completion Date: December 2023		
10% Marinas Revenue		\$50,000	\$50,000	\$0	\$0	\$0	\$0	\$0	\$0
Total Sources of Funding		\$50,000	\$50,000	\$0	\$0	\$0	\$0	\$0	\$0
Total Estimated Costs		\$50,000							
Total Unfunded		\$0					Funding Status: Fully Funded		
							<i>Actuals:</i>	\$0	
Total Est. Annual Operating Impact		\$0					<i>Encumbrances:</i>	\$16,500	
40-P-20-0728	Dinner Key Marina Wi-Fi								
40-B213407									
<i>Upgrade Wi-Fi at Dinner Key Marina</i>							District: Citywide		
							Status: Adopted		
							Phase: Planning		
							Est. Completion Date: December 2023		

Sources and Estimated Costs by Department

Real Estate and Asset Management

Project No.	Project Title	Totals	Prior Years	Current 2023-24	Future Estimates				
					2024-25	2025-26	2026-27	2027-28	2028-29
10% Marinas Revenue		\$80,000	\$80,000	\$0	\$0	\$0	\$0	\$0	\$0
Total Sources of Funding		\$80,000	\$80,000	\$0	\$0	\$0	\$0	\$0	\$0
Total Estimated Costs		\$80,000							
Total Unfunded		\$0							
Total Est. Annual Operating Impact		\$0							
							Funding Status: Fully Funded		
							<i>Actuals:</i> \$0		
							<i>Encumbrances:</i> \$6,754		
40-P-20-0723	Dinner Key Mooring Field Marker #6								
40-B213402									
<i>New Field Marker #6 at Dinner Key Mooring</i>							District: Citywide		
							Status: Adopted		
							Phase: Planning		
							Est. Completion Date: December 2023		
10% Marinas Revenue		\$8,000	\$8,000	\$0	\$0	\$0	\$0	\$0	\$0
Total Sources of Funding		\$8,000	\$8,000	\$0	\$0	\$0	\$0	\$0	\$0
Total Estimated Costs		\$8,000							
Total Unfunded		\$0							
Total Est. Annual Operating Impact		\$0							
							Funding Status: Fully Funded		
							<i>Actuals:</i> \$0		
							<i>Encumbrances:</i> \$0		
40-P-20-0725	Dinner Key Mooring Field Perimeter Buoy Replacement								
40-B213404									
<i>Replacement of Perimeter Bouy at Dinner Key Mooring Field</i>							District: Citywide		
							Status: Adopted		
							Phase: Planning		
							Est. Completion Date: December 2023		
10% Marinas Revenue		\$25,000	\$25,000	\$0	\$0	\$0	\$0	\$0	\$0
Total Sources of Funding		\$25,000	\$25,000	\$0	\$0	\$0	\$0	\$0	\$0
Total Estimated Costs		\$25,000							
Total Unfunded		\$0							
Total Est. Annual Operating Impact		\$0							
							Funding Status: Fully Funded		
							<i>Actuals:</i> \$0		
							<i>Encumbrances:</i> \$0		
40-P-20-0579	Dinner Key Pier Gates Fire Safety Improvements								
40-B203410									
<i>Project is required to be completed on a emergency basis to meet fire safety requirements and link fire alarms to automatically trigger the emergency opening of pier gates</i>							District: 2		
							Status: Adopted		
							Phase: Planning		
							Est. Completion Date: December 2023		

Sources and Estimated Costs by Department

Real Estate and Asset Management

Project No.	Project Title	Totals	Prior Years	Current 2023-24	Future Estimates				
					2024-25	2025-26	2026-27	2027-28	2028-29
10% Marinas Revenue		\$1,225	\$1,225	\$0	\$0	\$0	\$0	\$0	\$0
Total Sources of Funding		\$1,225	\$1,225	\$0	\$0	\$0	\$0	\$0	\$0
Total Estimated Costs		\$10,000							
Total Unfunded		\$8,775					Funding Status:	Partial	
							<i>Actuals:</i>	\$1,225	
Total Est. Annual Operating Impact		Minimal					<i>Encumbrances:</i>	\$0	
40-P-20-0724	Dinner Key Pumpout Boat							District:	Citywide
40-B213403								Status:	Adopted
<i>New Pumpout Boat for Dinner Key</i>								Phase:	Planning
								Est. Completion Date: December 2023	
10% Marinas Revenue		\$120,000	\$120,000	\$0	\$0	\$0	\$0	\$0	\$0
Florida Department of Environmental Protection		\$111,458	\$111,458	\$0	\$0	\$0	\$0	\$0	\$0
Total Sources of Funding		\$231,458	\$231,458	\$0	\$0	\$0	\$0	\$0	\$0
Total Estimated Costs		\$231,458							
Total Unfunded		\$0					Funding Status:	Fully Funded	
							<i>Actuals:</i>	\$0	
Total Est. Annual Operating Impact		\$0					<i>Encumbrances:</i>	\$148,611	
40-P-20-0726	Dinner Key Shuttle Boat Repower							District:	Citywide
40-B213405								Status:	Adopted
<i>Repowering of the Shuttle Boat at Dinner Key</i>								Phase:	Planning
								Est. Completion Date: December 2023	
10% Marinas Revenue		\$25,000	\$25,000	\$0	\$0	\$0	\$0	\$0	\$0
Total Sources of Funding		\$25,000	\$25,000	\$0	\$0	\$0	\$0	\$0	\$0
Total Estimated Costs		\$25,000							
Total Unfunded		\$0					Funding Status:	Fully Funded	
							<i>Actuals:</i>	\$0	
Total Est. Annual Operating Impact		\$0					<i>Encumbrances:</i>	\$0	

Real Estate and Asset Management

259

Sources and Estimated Costs by Department

Real Estate and Asset Management

Project No.	Project Title	Totals	Prior Years	Current 2023-24	Future Estimates				
					2024-25	2025-26	2026-27	2027-28	2028-29
	Contribution from General Fund 3	\$36,859	\$36,859	\$0	\$0	\$0	\$0	\$0	\$0
	Contribution from Special Revenue Fund	\$32,637	\$32,637	\$0	\$0	\$0	\$0	\$0	\$0
Total Sources of Funding		\$69,497	\$69,497	\$0	\$0	\$0	\$0	\$0	\$0
Total Estimated Costs		\$69,497							
Total Unfunded		\$0					Funding Status:	Fully Funded	
							Actuals:	\$0	
Total Est. Annual Operating Impact		\$0					Encumbrances:	\$0	
40-P-20-0721	Exterior Painting and Patching for Dinner Key Dockmaster Building						District: Citywide		
40-B213400							Status: Adopted		
Exterior Painting and Patching at Dinner Ky Dockmaster Building						Phase: Planning			
						Est. Completion Date: December 2023			
10% Marinas Revenue	\$30,000	\$30,000	\$0	\$0	\$0	\$0	\$0	\$0	\$0
Total Sources of Funding		\$30,000	\$30,000	\$0	\$0	\$0	\$0	\$0	\$0
Total Estimated Costs		\$30,000							
Total Unfunded		\$0					Funding Status:	Fully Funded	
							Actuals:	\$0	
Total Est. Annual Operating Impact		\$0					Encumbrances:	\$30,000	
40-P-20-0402	Fort Dallas Worker's House Renovations						District: 2		
40-B183414							Status: Active		
Renovations as the Fort Dallas Worker's House located on the Miami River near Downtown Miami						Phase: Planning			
						Est. Completion Date: December 2023			
Contribution from Special Revenue Fund	\$98,021	\$98,021	\$0	\$0	\$0	\$0	\$0	\$0	\$0
Total Sources of Funding		\$98,021	\$98,021	\$0	\$0	\$0	\$0	\$0	\$0
Total Estimated Costs		\$100,000							
Total Unfunded		\$1,979					Funding Status:	Partial	
							Actuals:	\$0	
Total Est. Annual Operating Impact		\$68,000					Encumbrances:	\$0	

Sources and Estimated Costs by Department

Real Estate and Asset Management

Project No.	Project Title	Totals	Prior Years	Current 2023-24	Future Estimates				
					2024-25	2025-26	2026-27	2027-28	2028-29
40-P-20-0429	G4 Garage Improvements Miami Parking Authority								
40-B73504									
<i>Improvements needed at the G4 Garage located at the James L. Knight Center</i>							District: 2		
							Status: Active		
							Phase: Pre-Construction		
							Est. Completion Date: December 2023		
Contribution from General Fund 3		\$8,129,727	\$8,129,727	\$0	\$0	\$0	\$0	\$0	\$0
Impact Fees - General Government		\$2,791,850	\$2,791,850	\$0	\$0	\$0	\$0	\$0	\$0
Impact Fees 2		\$6,750	\$6,750	\$0	\$0	\$0	\$0	\$0	\$0
Total Sources of Funding		\$10,928,327	\$10,928,327	\$0	\$0	\$0	\$0	\$0	\$0
Total Estimated Costs		\$7,950,000							
Total Unfunded		(\$2,978,327)					Funding Status: Fully Funded		
							Actuals: \$3,443,226		
Total Est. Annual Operating Impact		(\$100,000)					Encumbrances: \$0		
40-P-20-0428	Gusman Hall Improvements / Repairs								
40-B70100									
<i>Capital improvements such as facade restoration, window replacement, roof repairs, and interior renovations as needed in the Gusman Hall at the Olympia Building</i>							District: 5		
							Status: Active		
							Phase: Design		
							Est. Completion Date: December 2023		
Contribution from General Fund 3		\$5,129,211	\$5,129,211	\$0	\$0	\$0	\$0	\$0	\$0
Contribution from General Fund-SSL		\$496,713	\$496,713	\$0	\$0	\$0	\$0	\$0	\$0
Contribution from Special Revenue Fund		\$60,000	\$60,000	\$0	\$0	\$0	\$0	\$0	\$0
Homeland Defense Bond		\$10,743	\$10,743	\$0	\$0	\$0	\$0	\$0	\$0
Homeland Defense Bond Series 3		\$383,427	\$383,427	\$0	\$0	\$0	\$0	\$0	\$0
Total Sources of Funding		\$6,080,094	\$6,080,094	\$0	\$0	\$0	\$0	\$0	\$0
Total Estimated Costs		\$31,533,964							
Total Unfunded		\$25,453,870					Funding Status: Partial		
							Actuals: \$2,041,315		
Total Est. Annual Operating Impact		Minimal					Encumbrances: \$1,978,218		
40-P-21-0013	James L. Knight Center Dampers and AC Repairs								
40-B213416									
<i>Miscellaneous repairs on Dampers and AC</i>							District: 2		
							Status: Adopted		
							Phase: Planning		
							Est. Completion Date: December 2023		

Sources and Estimated Costs by Department

Real Estate and Asset Management

		Future Estimates							
Project No.	Project Title	Totals	Prior Years	Current 2023-24	2024-25	2025-26	2026-27	2027-28	2028-29
Contribution from Special Revenue Fund		\$40,000	\$40,000	\$0	\$0	\$0	\$0	\$0	\$0
Total Sources of Funding		\$40,000	\$40,000	\$0	\$0	\$0	\$0	\$0	\$0
Total Estimated Costs		\$40,000							
Total Unfunded		\$0					Funding Status:	Fully Funded	
							Actuals:	\$37,200	
Total Est. Annual Operating Impact		Minimal					Encumbrances:	\$0	
40-P-20-0753	James L. Knight Center Freight Elevator						District: 2		
							Status:	Future Consideration	
Upgrade/Repairs/Replacement of JLKC Freight Elevator							Phase:	Planning	
							Est. Completion Date:	December 2023	
No Funding Allocated		\$0	\$0	\$0	\$0	\$0	\$0	\$0	\$0
Total Sources of Funding		\$0	\$0	\$0	\$0	\$0	\$0	\$0	\$0
Total Estimated Costs		\$304,500							
Total Unfunded		\$304,500					Funding Status:	Unfunded	
							Actuals:	\$0	
Total Est. Annual Operating Impact		Minimal					Encumbrances:	\$0	
40-P-20-0416	James L. Knight Convention Center Renovation						District: 2		
40-B203409							Status:	Active	
Replacement of approx. 3,322 sqft of carpet and 4,365 sqft of VCI tile in the Miami Convention Center							Phase:	Administrative Close-Out	
							Est. Completion Date:	December 2023	
Contribution from General Fund 3		\$294,003	\$294,003	\$0	\$0	\$0	\$0	\$0	\$0
Total Sources of Funding		\$294,003	\$294,003	\$0	\$0	\$0	\$0	\$0	\$0
Total Estimated Costs		\$238,833							
Total Unfunded		(\$55,170)					Funding Status:	Fully Funded	
							Actuals:	\$294,003	
Total Est. Annual Operating Impact		Minimal					Encumbrances:	\$0	
40-P-22-0011	James L. Knight Escalator Re-modernization						District: 2		
40-B223406							Status:	Adopted	
Re-modernization of 4 escalators (est. 50ft long), Escalators to the Garage and from the Main Lobby to Theater.							Phase:	Planning	
							Est. Completion Date:	December 2023	

Sources and Estimated Costs by Department

Real Estate and Asset Management

Project No.	Project Title	Totals	Prior Years	Current 2023-24	Future Estimates				
					2024-25	2025-26	2026-27	2027-28	2028-29
	Contribution from Special Revenue Fund	\$355,000	\$355,000	\$0	\$0	\$0	\$0	\$0	\$0
	Total Sources of Funding	\$355,000	\$355,000	\$0	\$0	\$0	\$0	\$0	\$0
	Total Estimated Costs	\$356,000							
	Total Unfunded	\$1,000					Funding Status: Partial		
							<i>Actuals:</i>	\$86,800	
	Total Est. Annual Operating Impact	Minimal					<i>Encumbrances:</i>	\$0	
40-P-22-0021	JLKC Emergency Elevator Jack Repairs							District: Citywide	
40-B223407								Status: Adopted	
	<i>JLKC Emergency Elevator Jack Repairs. Failure of elevator jack in Sept 2021. Project have already been completed by ASM Global, however we are still required to reimburse ASM for repairs. Emergency approval from the CM on 9/7/21</i>							Phase: Planning	
								Est. Completion Date: December 2023	
	Contribution from Special Revenue Fund	\$112,000	\$112,000	\$0	\$0	\$0	\$0	\$0	\$0
	Total Sources of Funding	\$112,000	\$112,000	\$0	\$0	\$0	\$0	\$0	\$0
	Total Estimated Costs	\$112,000							
	Total Unfunded	\$0					Funding Status: Fully Funded		
							<i>Actuals:</i>	\$0	
	Total Est. Annual Operating Impact	\$0					<i>Encumbrances:</i>	\$0	
40-P-22-0020	JLKC G4 Garage Emergency Elevator Repairs							District: Citywide	
40-B223405								Status: Adopted	
	<i>JLKC G4 Garage Emergency Elevator Repairs as report by the Miami Parking Authority. MPA requested emergency approval from the CM on 3/28/22</i>							Phase: Planning	
								Est. Completion Date: December 2023	
	Contribution from Special Revenue Fund	\$54,000	\$54,000	\$0	\$0	\$0	\$0	\$0	\$0
	Total Sources of Funding	\$54,000	\$54,000	\$0	\$0	\$0	\$0	\$0	\$0
	Total Estimated Costs	\$54,000							
	Total Unfunded	\$0					Funding Status: Fully Funded		
							<i>Actuals:</i>	\$35,352	
	Total Est. Annual Operating Impact	\$0					<i>Encumbrances:</i>	\$0	
40-P-20-0703	Knight Center Dockage - FIND Phase II							District: Citywide	
								Status: Future Consideration	
	<i>Seawall replacement - Construction Phase</i>							Phase: Planning	
								Est. Completion Date: December 2023	

Sources and Estimated Costs by Department

Real Estate and Asset Management

Project No.	Project Title	Totals	Prior Years	Current 2023-24	Future Estimates				
					2024-25	2025-26	2026-27	2027-28	2028-29
No Funding Allocated		\$0	\$0	\$0	\$0	\$0	\$0	\$0	\$0
Total Sources of Funding		\$0	\$0	\$0	\$0	\$0	\$0	\$0	\$0
Total Estimated Costs		\$2,500,000							
Total Unfunded		\$2,500,000					Funding Status:	Unfunded	
							Actuals:	\$0	
Total Est. Annual Operating Impact		\$0					Encumbrances:	\$0	
40-P-20-0392	Knight Center Vessel Dockage						District: 2		
40-B183402							Status: Active		
James L. Knight Center Vessel Dockage Improvements							Phase: Administrative Close-Out		
							Est. Completion Date:	December 2023	
Contribution from General Fund 3		\$1,331,000	\$1,331,000	\$0	\$0	\$0	\$0	\$0	\$0
Florida Inland Navigation District		\$1,250,000	\$1,250,000	\$0	\$0	\$0	\$0	\$0	\$0
Total Sources of Funding		\$2,581,000	\$2,581,000	\$0	\$0	\$0	\$0	\$0	\$0
Total Estimated Costs		\$650,000							
Total Unfunded		(\$1,931,000)					Funding Status:	Fully Funded	
							Actuals:	\$135,674	
Total Est. Annual Operating Impact		Minimal					Encumbrances:	\$0	
40-P-20-0246	Manuel Artime - 50 Year Facility Recertification and Repairs - D3						District: 3		
40-B203401							Status: Active		
Building Recertification for two buildings and feasibility study as follows:1.50-Year Recertification Assessment for Theater2.40-Year Recertification Assessment of Office Building; 3.Feasibility Study to add a loading dock to the Theater							Phase: Administrative Close-Out		
							Est. Completion Date:	December 2023	
Contribution from General Fund 3		\$39,882	\$39,882	\$0	\$0	\$0	\$0	\$0	\$0
Contribution from Special Revenue Fund		\$20,000	\$20,000	\$0	\$0	\$0	\$0	\$0	\$0
Total Sources of Funding		\$59,882	\$59,882	\$0	\$0	\$0	\$0	\$0	\$0
Total Estimated Costs		\$59,882							
Total Unfunded		\$0					Funding Status:	Fully Funded	
							Actuals:	\$59,881	
Total Est. Annual Operating Impact		Minimal					Encumbrances:	\$0	

Sources and Estimated Costs by Department

Real Estate and Asset Management

Project No.	Project Title	Totals	Prior Years	Current 2023-24	Future Estimates				
					2024-25	2025-26	2026-27	2027-28	2028-29
40-P-00-0009 40-B30501C	Manuel Artime 970 Building Window Replacement								
<i>Replace and seal exterior windows throughout complex.</i>							District: 3		
							Status: Active		
							Phase: Administrative Close-Out		
							Est. Completion Date: December 2023		
Contribution from General Fund 3		\$496,000	\$496,000	\$0	\$0	\$0	\$0	\$0	\$0
Contribution from Special Revenue Fund		\$632,213	\$632,213	\$0	\$0	\$0	\$0	\$0	\$0
Total Sources of Funding		\$1,128,213	\$1,128,213	\$0	\$0	\$0	\$0	\$0	\$0
Total Estimated Costs		\$1,128,213							
Total Unfunded		\$0					Funding Status: Fully Funded		
							Actuals: \$1,073,655		
Total Est. Annual Operating Impact							Encumbrances: \$13,922		
40-P-20-0783 40-B213413	Manuel Artime Concession Stand								
<i>Construction of concessionaire area and window between the lobby and center vomitory door. This area will be enclosed into a room and will be used by the concessionaire. Addition of 2 emergency exit doors.</i>							District: 3		
							Status: Adopted		
							Phase: Planning		
							Est. Completion Date: April 2025		
Contribution from General Fund 3		\$42,097	\$42,097	\$0	\$0	\$0	\$0	\$0	\$0
Total Sources of Funding		\$42,097	\$42,097	\$0	\$0	\$0	\$0	\$0	\$0
Total Estimated Costs		\$42,097							
Total Unfunded		\$0					Funding Status: Fully Funded		
							Actuals: \$20,759		
Total Est. Annual Operating Impact							Encumbrances: \$0		
40-P-20-0418 40-B30558A	Manuel Artime Repairs 900 Building D3								
<i>Electrical updates and repairs</i>							District: 3		
							Status: Active		
							Phase: Administrative Close-Out		
							Est. Completion Date: December 2023		

Sources and Estimated Costs by Department

Real Estate and Asset Management

Project No.	Project Title	Totals	Prior Years	Current 2023-24	Future Estimates				
					2024-25	2025-26	2026-27	2027-28	2028-29
	Contribution from Special Revenue Fund	\$24,807	\$24,807	\$0	\$0	\$0	\$0	\$0	\$0
	Total Sources of Funding	\$24,807	\$24,807	\$0	\$0	\$0	\$0	\$0	\$0
	Total Estimated Costs	\$24,807							
	Total Unfunded	\$0					Funding Status: Fully Funded		
							<i>Actuals:</i> \$24,807		
	Total Est. Annual Operating Impact	Minimal					<i>Encumbrances:</i> \$0		
40-P-20-0790	Manuel Arttime Seating Area							District: 3	
40-B213415								Status: Adopted	
	<i>Remove and replace all old linoleum tiles under 1st Floor Orchestra Theater Seating area. Tiles to be replaced with vinyl tiling.</i>							Phase: Planning	
								Est. Completion Date: April 2025	
	Contribution from General Fund 3	\$11,510	\$11,510	\$0	\$0	\$0	\$0	\$0	\$0
	Total Sources of Funding	\$11,510	\$11,510	\$0	\$0	\$0	\$0	\$0	\$0
	Total Estimated Costs	\$25,000							
	Total Unfunded	\$13,491					Funding Status: Partial		
							<i>Actuals:</i> \$11,510		
	Total Est. Annual Operating Impact	Minimal					<i>Encumbrances:</i> \$0		
40-P-18-0228	Manuel Arttime Theater Dressing Room Remodeling							District: 3	
40-B183413								Status: Active	
	<i>Remodel the two (2) existing dressing rooms. The new work includes installing permanent make-up stations, clothes rack and shelvez s.</i>							Phase: Administrative Close-Out	
								Est. Completion Date: December 2023	
	Contribution from General Fund 3	\$27,695	\$27,695	\$0	\$0	\$0	\$0	\$0	\$0
	Contribution from General Fund-SSL	\$19	\$19	\$0	\$0	\$0	\$0	\$0	\$0
	Contribution from Special Revenue Fund	\$24,300	\$24,300	\$0	\$0	\$0	\$0	\$0	\$0
	Total Sources of Funding	\$52,013	\$52,013	\$0	\$0	\$0	\$0	\$0	\$0
	Total Estimated Costs	\$53,992							
	Total Unfunded	\$1,979					Funding Status: Partial		
							<i>Actuals:</i> \$52,013		
	Total Est. Annual Operating Impact	Minimal					<i>Encumbrances:</i> \$0		

Sources and Estimated Costs by Department

Real Estate and Asset Management

Project No.	Project Title	Totals	Prior Years	Current 2023-24	Future Estimates				
					2024-25	2025-26	2026-27	2027-28	2028-29
40-P-20-0786 40-B213412	Manuel Arttime Theater Loading Dock								
Add a loading dock on the east side of the building that will create access to the stage directly from the street. (Interior and Exterior improvements)							District: 3 Status: Adopted Phase: Planning Est. Completion Date: April 2025		
Contribution from General Fund 3		\$78,491	\$78,491	\$0	\$0	\$0	\$0	\$0	\$0
Contribution from Special Revenue Fund		\$5,546	\$5,546	\$0	\$0	\$0	\$0	\$0	\$0
Total Sources of Funding		\$84,036	\$84,036	\$0	\$0	\$0	\$0	\$0	\$0
Total Estimated Costs		\$84,036							
Total Unfunded		\$0					Funding Status: Fully Funded Actuals: \$4,826 Encumbrances: \$33,140		
Total Est. Annual Operating Impact		Minimal							
40-P-20-0406 40-B193401	Manuel Arttime Theater Renovation								
Improvements to the theater that includes painting the exterior, remediate asbestos, replace the marquee and remodel the dressing rooms							District: 3 Status: Active Phase: Construction Est. Completion Date: December 2023		
Contribution from General Fund 3		\$149,043	\$149,043	\$0	\$0	\$0	\$0	\$0	\$0
Contribution from Special Revenue Fund		\$68,590	\$68,590	\$0	\$0	\$0	\$0	\$0	\$0
Total Sources of Funding		\$217,633	\$217,633	\$0	\$0	\$0	\$0	\$0	\$0
Total Estimated Costs		\$155,000							
Total Unfunded		(\$62,633)					Funding Status: Fully Funded Actuals: \$136,491 Encumbrances: \$49,755		
Total Est. Annual Operating Impact		Minimal							
40-P-20-0411 40-B203404	Marina Management Software								
Implementation of new marina management software							District: Citywide Status: Active Phase: Non-Infrastructure Est. Completion Date: December 2023		

Sources and Estimated Costs by Department

Real Estate and Asset Management

Project No.	Project Title	Totals	Prior Years	Current 2023-24	Future Estimates				
					2024-25	2025-26	2026-27	2027-28	2028-29
10% Marinas Revenue		\$150,000	\$150,000	\$0	\$0	\$0	\$0	\$0	\$0
Total Sources of Funding		\$150,000	\$150,000	\$0	\$0	\$0	\$0	\$0	\$0
Total Estimated Costs		\$150,000							
Total Unfunded		\$0							
Total Est. Annual Operating Impact		(\$22,000)							
40-P-20-0627 Marine Stadium Marina - Asphalt Repairs					District: Citywide Status: Future Consideration Phase: Planning Est. Completion Date: December 2023				
Repair deteriorated asphalt pavement at the Marina.									
No Funding Allocated		\$0	\$0	\$0	\$0	\$0	\$0	\$0	\$0
Total Sources of Funding		\$0	\$0	\$0	\$0	\$0	\$0	\$0	\$0
Total Estimated Costs		\$106,000							
Total Unfunded		\$106,000							
Total Est. Annual Operating Impact		\$0							
40-P-20-0729 Marine Stadium Marina Emergency Repairs					District: Citywide Status: Adopted Phase: Planning Est. Completion Date: December 2023				
40-B213408									
Emergency Repairs at Marine Stadium Marina									
10% Marinas Revenue		\$45,000	\$45,000	\$0	\$0	\$0	\$0	\$0	\$0
Total Sources of Funding		\$45,000	\$45,000	\$0	\$0	\$0	\$0	\$0	\$0
Total Estimated Costs		\$45,000							
Total Unfunded		\$0							
Total Est. Annual Operating Impact		\$0							
40-P-20-0420 Marine Stadium Marina Improvements					District: 2 Status: Active Phase: Administrative Close-Out Est. Completion Date: December 2023				
40-B33514									
Design and construction of storage boat rack									

Sources and Estimated Costs by Department

Real Estate and Asset Management

Project No.	Project Title	Totals	Prior Years	Current 2023-24	Future Estimates				
					2024-25	2025-26	2026-27	2027-28	2028-29
	Contribution from Special Revenue Fund	\$4,517	\$4,517	\$0	\$0	\$0	\$0	\$0	\$0
	Homeland Defense Bond Series 1	\$56,136	\$56,136	\$0	\$0	\$0	\$0	\$0	\$0
	Homeland Defense Bond Series 3	\$4,992	\$4,992	\$0	\$0	\$0	\$0	\$0	\$0
Total Sources of Funding		\$65,645	\$65,645	\$0	\$0	\$0	\$0	\$0	\$0
Total Estimated Costs		\$97,998							
Total Unfunded		\$32,353					Funding Status:	Partial	
							<i>Actuals:</i>	\$65,645	
Total Est. Annual Operating Impact		Minimal					<i>Encumbrances:</i>	\$0	

40-P-00-0032	Marine Stadium Restoration							District: Citywide	
40-B30688								Status: Active	
<i>Restoration of the Historic Marine Stadium Building located at Virginia Key.</i>							Phase: Dry-Run/Permit		
							Est. Completion Date: December 2023		

Contribution from General Fund 3	\$1,356,154	\$1,356,154	\$0	\$0	\$0	\$0	\$0	\$0	\$0
Donation - Makaira, Inc	\$25,000	\$25,000	\$0	\$0	\$0	\$0	\$0	\$0	\$0
Florida Historic Preservation	\$1,000,000	\$1,000,000	\$0	\$0	\$0	\$0	\$0	\$0	\$0
Florida Inland Navigation District	\$157,900	\$157,900	\$0	\$0	\$0	\$0	\$0	\$0	\$0
Florida Inland Navigation District	\$1,213,556	\$1,213,556	\$0	\$0	\$0	\$0	\$0	\$0	\$0
Homeland Defense Bond Series 3	\$24,846	\$24,846	\$0	\$0	\$0	\$0	\$0	\$0	\$0
Marine Stadium Museum Complex Financing	\$38,000,000	\$38,000,000	\$0	\$0	\$0	\$0	\$0	\$0	\$0
Miami-Dade County General Obligation Bond	\$3,000,000	\$3,000,000	\$0	\$0	\$0	\$0	\$0	\$0	\$0
National Trust for Historic Preservation	\$86,513	\$86,513	\$0	\$0	\$0	\$0	\$0	\$0	\$0
National Trust for Historic Preservation	\$80,000	\$80,000	\$0	\$0	\$0	\$0	\$0	\$0	\$0
Total Sources of Funding		\$44,943,969	\$44,943,969	\$0	\$0	\$0	\$0	\$0	\$0
Total Estimated Costs		\$54,795,673							
Total Unfunded		\$9,851,704					Funding Status:	Partial	
							<i>Actuals:</i>	\$9,050,690	
Total Est. Annual Operating Impact		Minimal					<i>Encumbrances:</i>	\$505,174	

40-P-20-0421	Marine Stadium Marina at Virginia Key							District: 2	
40-B40180								Status: Active	
<i>Construction of new marina to accommodate approximately 220 vessels as well as an administration building of approximately 5,000 square foot to support marina activities</i>							Phase: Administrative Close-Out		
							Est. Completion Date: December 2023		

Sources and Estimated Costs by Department

Real Estate and Asset Management

Project No.	Project Title	Totals	Prior Years	Current 2023-24	Future Estimates				
					2024-25	2025-26	2026-27	2027-28	2028-29
	Contribution from General Fund 3	\$1,623	\$1,623	\$0	\$0	\$0	\$0	\$0	\$0
	Contribution from General Fund-SSL	\$1,804	\$1,804	\$0	\$0	\$0	\$0	\$0	\$0
	Contribution from Special Revenue Fund	\$1,483	\$1,483	\$0	\$0	\$0	\$0	\$0	\$0
	Florida Inland Navigation District	\$800,000	\$800,000	\$0	\$0	\$0	\$0	\$0	\$0
	Homeland Defense Bond Series 3	\$43,979	\$43,979	\$0	\$0	\$0	\$0	\$0	\$0
Total Sources of Funding		\$848,888	\$848,888	\$0	\$0	\$0	\$0	\$0	\$0
Total Estimated Costs		\$848,888							
Total Unfunded		\$0							
Total Est. Annual Operating Impact		\$130,000							
							Funding Status: Fully Funded		
							<i>Actuals:</i> \$48,888		
							<i>Encumbrances:</i> \$0		

40-P-19-0245 Marlins W3 Surface Lot Repairs and Drainage Improvements		District: 3							
40-B193403		Status: Active							
<i>Design and construction of drainage improvements and surface lot surface restoration with sod or seed. It will be necessary to perform a study of the current site conditions to verify the type soil, grade, and nearby stormwater structures.</i>		Phase: Administrative Close-Out							
		Est. Completion Date: December 2023							
	Contribution from General Fund 1	\$50,000	\$50,000	\$0	\$0	\$0	\$0	\$0	\$0
	Contribution from Special Revenue Fund	\$105,000	\$105,000	\$0	\$0	\$0	\$0	\$0	\$0
	Parking Revenue Bonds-Taxable Series 2010B	\$324,204	\$324,204	\$0	\$0	\$0	\$0	\$0	\$0
Total Sources of Funding		\$479,204	\$479,204	\$0	\$0	\$0	\$0	\$0	\$0
Total Estimated Costs		\$479,204							
Total Unfunded		\$0							
Total Est. Annual Operating Impact		Minimal							
							Funding Status: Fully Funded		
							<i>Actuals:</i> \$434,828		
							<i>Encumbrances:</i> \$0		

40-P-20-0614 Melreese Golf Course - Soil Remediation		District: 1							
		Status: Future Consideration							
<i>Conduct soil sampling, prepare report for DERM, remove existing soil and replace with clean backfill to comply with Miami-Dade County regulations.</i>		Phase: Planning							
		Est. Completion Date: December 2023							

Real Estate and Asset Management

271

Sources and Estimated Costs by Department

Real Estate and Asset Management

Project No.	Project Title	Totals	Prior Years	Current 2023-24	Future Estimates				
					2024-25	2025-26	2026-27	2027-28	2028-29
10% Marinas Revenue		\$70,000	\$70,000	\$0	\$0	\$0	\$0	\$0	\$0
Total Sources of Funding		\$70,000	\$70,000	\$0	\$0	\$0	\$0	\$0	\$0
Total Estimated Costs		\$155,000							
Total Unfunded		\$85,000					Funding Status:	Partial	
							<i>Actuals:</i>	\$16,704	
Total Est. Annual Operating Impact		Minimal					<i>Encumbrances:</i>	\$0	
40-P-20-0394	MiaMarina Emergency Repairs							District: 2	
40-B183404								Status: Active	
<i>Emergency repairs and replacements at MiaMarina</i>							Phase: Annual Capital Refurbishme		
							Est. Completion Date: December 2023		
10% Marinas Revenue		\$51,574	\$51,574	\$0	\$0	\$0	\$0	\$0	\$0
Miamarina Ticket Surcharge Revenue		\$34,672	\$34,672	\$0	\$0	\$0	\$0	\$0	\$0
Total Sources of Funding		\$86,246	\$86,246	\$0	\$0	\$0	\$0	\$0	\$0
Total Estimated Costs		\$120,000							
Total Unfunded		\$33,754					Funding Status:	Partial	
							<i>Actuals:</i>	\$32,109	
Total Est. Annual Operating Impact		Minimal					<i>Encumbrances:</i>	\$0	
40-P-20-0424	Miamarina Pier 5 Commercial Wharf Improvement - Phase I							District: 2	
40-B70045								Status: Active	
<i>Study, up to conceptual design, to a more efficient use of Bayside Basin/Miamarina</i>							Phase: Pre-Construction		
							Est. Completion Date: December 2023		

Sources and Estimated Costs by Department

Real Estate and Asset Management

Project No.	Project Title	Totals	Prior Years	Current 2023-24	Future Estimates				
					2024-25	2025-26	2026-27	2027-28	2028-29
	10% Marinas Revenue	\$557,913	\$557,913	\$0	\$0	\$0	\$0	\$0	\$0
	Contribution from General Fund 3	\$699,000	\$699,000	\$0	\$0	\$0	\$0	\$0	\$0
	Florida Inland Navigation District	\$44,140	\$44,140	\$0	\$0	\$0	\$0	\$0	\$0
	Florida Inland Navigation District	\$1,325,000	\$1,325,000	\$0	\$0	\$0	\$0	\$0	\$0
	Miamarina Ticket Surcharge Revenue	\$75,225	\$75,225	\$0	\$0	\$0	\$0	\$0	\$0
Total Sources of Funding		\$2,701,277	\$2,701,277	\$0	\$0	\$0	\$0	\$0	\$0
Total Estimated Costs		\$2,800,000							
Total Unfunded		\$98,723					Funding Status:	Partial	
							Actuals:	\$2,508,816	
Total Est. Annual Operating Impact		Minimal					Encumbrances:	\$0	
40-P-20-0395	MiaMarina Ticket Surcharge - Capital Operations and Improvements						District: 2		
40-B183406							Status: Active		
Capital Operations and Improvements at MiaMarina						Phase: Administrative Close-Out			
						Est. Completion Date: December 2023			
	Miamarina Ticket Surcharge Revenue	\$3,382,362	\$2,780,362	\$602,000	\$0	\$0	\$0	\$0	\$0
Total Sources of Funding		\$3,382,362	\$2,780,362	\$602,000	\$0	\$0	\$0	\$0	\$0
Total Estimated Costs		\$1,889,000							
Total Unfunded		(\$1,493,362)					Funding Status:	Fully Funded	
							Actuals:	\$2,646,731	
Total Est. Annual Operating Impact		\$0					Encumbrances:	\$49,844	
40-P-20-0393	Miami Convention Center Repairs and Maintenance - CW						District: 2		
40-B183403							Status: Active		
Repairs needed at the Miami Convention Center located at the James L. Knight Center						Phase: Administrative Close-Out			
						Est. Completion Date: December 2023			

Sources and Estimated Costs by Department

Real Estate and Asset Management

Project No.	Project Title	Totals	Prior Years	Current 2023-24	Future Estimates				
					2024-25	2025-26	2026-27	2027-28	2028-29
Contribution from General Fund 3		\$1,033,138	\$1,033,138	\$0	\$0	\$0	\$0	\$0	\$0
Contribution from Special Revenue Fund		\$46,000	\$46,000	\$0	\$0	\$0	\$0	\$0	\$0
Total Sources of Funding		\$1,079,138	\$1,079,138	\$0	\$0	\$0	\$0	\$0	\$0
Total Estimated Costs		\$1,250,000							
Total Unfunded		\$170,862					Funding Status:	Partial	
							<i>Actuals:</i>	\$1,079,138	
Total Est. Annual Operating Impact		Minimal					<i>Encumbrances:</i>	\$0	
40-P-20-0422	Miami Marine Stadium Marina						District:	2	
40-B70042							Status:	Active	
<i>Preliminary study, design, permitting, and construction of new marina within the Marina Stadium Basin</i>							Phase:	Pre-Construction	
							Est. Completion Date:	December 2023	
10% Marinas Revenue		\$1,119,765	\$869,765	\$250,000	\$0	\$0	\$0	\$0	\$0
Florida Fish and Wildlife Conservation Commission		\$13,440	\$13,440	\$0	\$0	\$0	\$0	\$0	\$0
Florida Inland Navigation District		\$50,000	\$50,000	\$0	\$0	\$0	\$0	\$0	\$0
Total Sources of Funding		\$1,183,205	\$933,205	\$250,000	\$0	\$0	\$0	\$0	\$0
Total Estimated Costs		\$600,000							
Total Unfunded		(\$583,205)					Funding Status:	Fully Funded	
							<i>Actuals:</i>	\$138,196	
Total Est. Annual Operating Impact		Minimal					<i>Encumbrances:</i>	\$0	
40-P-20-0693	Miami Rowing Center Impact Windows and ADA Compliance						District:	2	
40-B203534							Status:	Adopted	
<i>ADA compliance improvements such as installation of new impact windows at Miami Rowing Center</i>							Phase:	Planning	
							Est. Completion Date:	September 2024	
Contribution from Special Revenue Fund		\$100,000	\$100,000	\$0	\$0	\$0	\$0	\$0	\$0
Total Sources of Funding		\$100,000	\$100,000	\$0	\$0	\$0	\$0	\$0	\$0
Total Estimated Costs		\$125,000							
Total Unfunded		\$25,000					Funding Status:	Partial	
							<i>Actuals:</i>	\$99,350	
Total Est. Annual Operating Impact		\$0					<i>Encumbrances:</i>	\$0	

Sources and Estimated Costs by Department

Real Estate and Asset Management

Project No.	Project Title	Totals	Prior Years	Current 2023-24	Future Estimates				
					2024-25	2025-26	2026-27	2027-28	2028-29
40-P-20-0412	Miscellaneous Repairs - Marine Stadium Marina								
40-B203405									
Annual emergency repair contingency for Miami Marine Stadium Marina							District: Citywide		
							Status: Active		
							Phase: Annual Capital Refurbishme		
							Est. Completion Date: December 2023		
10% Marinas Revenue		\$145,000	\$145,000	\$0	\$0	\$0	\$0	\$0	\$0
Contribution from General Fund-SSL		\$55,000	\$55,000	\$0	\$0	\$0	\$0	\$0	\$0
Total Sources of Funding		\$200,000	\$200,000	\$0	\$0	\$0	\$0	\$0	\$0
Total Estimated Costs		\$200,000							
Total Unfunded		\$0							
Total Est. Annual Operating Impact		Minimal							
							Funding Status: Fully Funded		
							Actuals: \$169,386		
							Encumbrances: \$0		
40-P-20-0397	Miscellaneous Repairs - Seminole Dinghy Dock & Boat Ramp								
40-B183408									
Annual miscellaneous repairs							District: 2		
							Status: Active		
							Phase: Administrative Close-Out		
							Est. Completion Date: December 2023		
10% Marinas Revenue		\$82,000	\$42,000	\$40,000	\$0	\$0	\$0	\$0	\$0
Contribution from Special Revenue Fund		\$6,339	\$6,339	\$0	\$0	\$0	\$0	\$0	\$0
Total Sources of Funding		\$88,339	\$48,339	\$40,000	\$0	\$0	\$0	\$0	\$0
Total Estimated Costs		\$24,000							
Total Unfunded		(\$64,339)							
Total Est. Annual Operating Impact		Minimal							
							Funding Status: Fully Funded		
							Actuals: \$81,313		
							Encumbrances: \$0		
40-P-20-0398	Miscellaneous Repairs - Watson Island Boat Ramp								
40-B183409									
Annual miscellaneous repairs							District: 2		
							Status: Active		
							Phase: Annual Capital Refurbishme		
							Est. Completion Date: December 2023		

Sources and Estimated Costs by Department

Real Estate and Asset Management

Project No.	Project Title	Totals	Prior Years	Current 2023-24	Future Estimates				
					2024-25	2025-26	2026-27	2027-28	2028-29
10% Marinas Revenue		\$44,177	\$44,177	\$0	\$0	\$0	\$0	\$0	\$0
Total Sources of Funding		\$44,177	\$44,177	\$0	\$0	\$0	\$0	\$0	\$0
Total Estimated Costs		\$44,177							
Total Unfunded		\$0							
Total Est. Annual Operating Impact		Minimal							
					Funding Status: Fully Funded <i>Actuals:</i> \$14,446 <i>Encumbrances:</i> \$0				
40-P-20-0389	Miscellaneous Repairs - Dinner Key Mooring Field								
40-B173403									
Replacement and Repairs of Mooring Equipment Components for Dinner Key Mooring Field					District: 2 Status: Active Phase: Annual Capital Refurbishme Est. Completion Date: December 2023				
10% Marinas Revenue		\$180,000	\$116,000	\$64,000	\$0	\$0	\$0	\$0	\$0
Total Sources of Funding		\$180,000	\$116,000	\$64,000	\$0	\$0	\$0	\$0	\$0
Total Estimated Costs		\$180,000							
Total Unfunded		\$0							
Total Est. Annual Operating Impact		Minimal							
					Funding Status: Fully Funded <i>Actuals:</i> \$54,342 <i>Encumbrances:</i> \$125,250				
40-P-20-0427	Mooring Field Offshore - Dinner Key Marina								
40-B70048									
Phase I and II of rehabilitation of the Mooring Field Offshore at Dinner Key Marina					District: 2 Status: Active Phase: Construction Est. Completion Date: December 2023				
10% Marinas Revenue		\$202,357	\$202,357	\$0	\$0	\$0	\$0	\$0	\$0
Florida Inland Navigation District		\$45,380	\$45,380	\$0	\$0	\$0	\$0	\$0	\$0
Florida Inland Navigation District		\$250,000	\$250,000	\$0	\$0	\$0	\$0	\$0	\$0
Total Sources of Funding		\$497,736	\$497,736	\$0	\$0	\$0	\$0	\$0	\$0
Total Estimated Costs		\$325,000							
Total Unfunded		(\$172,736)							
Total Est. Annual Operating Impact		Minimal							
					Funding Status: Fully Funded <i>Actuals:</i> \$329,826 <i>Encumbrances:</i> \$0				

Sources and Estimated Costs by Department

Real Estate and Asset Management

Project No.	Project Title	Totals	Prior Years	Current 2023-24	Future Estimates				
					2024-25	2025-26	2026-27	2027-28	2028-29
40-P-20-0426	Mooring Field Offshore - Watson Island								
40-B70047									
Mooring Field Offshore at Watson Island							District: 2		
							Status: Active		
							Phase: Bidding		
							Est. Completion Date: December 2023		
10% Marinas Revenue		\$453,117	\$453,117	\$0	\$0	\$0	\$0	\$0	\$0
Florida Inland Navigation District		\$10,085	\$10,085	\$0	\$0	\$0	\$0	\$0	\$0
Florida Inland Navigation District		\$375,000	\$375,000	\$0	\$0	\$0	\$0	\$0	\$0
Total Sources of Funding		\$838,202	\$838,202	\$0	\$0	\$0	\$0	\$0	\$0
Total Estimated Costs		\$575,000							
Total Unfunded		(\$263,202)					Funding Status: Fully Funded		
							Actuals: \$796,217		
Total Est. Annual Operating Impact		Minimal					Encumbrances: \$0		
40-P-21-0048	MRC Garage Access Plan								
40-B223118									
Access Plan for MRC Garage							District: Citywide		
							Status: Adopted		
							Phase: Planning		
							Est. Completion Date: December 2023		
Contribution from General Fund 3		\$500,000	\$500,000	\$0	\$0	\$0	\$0	\$0	\$0
Total Sources of Funding		\$500,000	\$500,000	\$0	\$0	\$0	\$0	\$0	\$0
Total Estimated Costs		\$500,000							
Total Unfunded		\$0					Funding Status: Fully Funded		
							Actuals: \$490,000		
Total Est. Annual Operating Impact		Minimal					Encumbrances: \$10,000		
40-P-20-0431	New Administration Building - Owners Representative								
40-B193113A									
City Representative in charge of coordination between developer and City leadership and departments							District: Citywide		
							Status: Active		
							Phase: Planning		
							Est. Completion Date: September 2024		

Sources and Estimated Costs by Department

Real Estate and Asset Management

Project No.	Project Title	Totals	Prior Years	Current 2023-24	Future Estimates				
					2024-25	2025-26	2026-27	2027-28	2028-29
City Administration Building Financing		\$300,000	\$300,000	\$0	\$0	\$0	\$0	\$0	\$0
Total Sources of Funding		\$300,000	\$300,000	\$0	\$0	\$0	\$0	\$0	\$0
Total Estimated Costs		\$300,000							
Total Unfunded		\$0					Funding Status:	Fully Funded	
							Actuals:	\$45,830	
Total Est. Annual Operating Impact		Minimal					Encumbrances:	\$0	
40-P-22-0032	New Dinner Key Marina Dockmaster Building						District: 2		
40-B60464							Status: Active		
New Dinner Key Marina Dockmaster Building						Phase: Planning			
						Est. Completion Date: December 2023			
10% Marinas Revenue		\$496,655	\$496,655	\$0	\$0	\$0	\$0	\$0	\$0
Contribution from Special Revenue Fund		\$4,163	\$4,163	\$0	\$0	\$0	\$0	\$0	\$0
Contribution from Special Revenue Fund		\$27,700	\$27,700	\$0	\$0	\$0	\$0	\$0	\$0
Homeland Defense Bond		\$664,723	\$664,723	\$0	\$0	\$0	\$0	\$0	\$0
Homeland Defense Bond Series 3		\$2,830,276	\$2,830,276	\$0	\$0	\$0	\$0	\$0	\$0
Impact Fees 2		\$87,986	\$87,986	\$0	\$0	\$0	\$0	\$0	\$0
Private - TVM Productions		\$17	\$17	\$0	\$0	\$0	\$0	\$0	\$0
Sanitary Sewer Non-Bond		\$38,057	\$38,057	\$0	\$0	\$0	\$0	\$0	\$0
Total Sources of Funding		\$4,149,578	\$4,149,578	\$0	\$0	\$0	\$0	\$0	\$0
Total Estimated Costs		\$4,149,578							
Total Unfunded		\$0					Funding Status:	Partial	
							Actuals:	\$4,131,443	
Total Est. Annual Operating Impact		Minimal					Encumbrances:	\$0	
40-P-21-0010	Olympia Theater 40/50 Year Recertification						District: 5		
40-B213418							Status: Active		
40-Year Recertification Inspections, Report, and Compliance						Phase: Planning			
						Est. Completion Date: December 2023			

Sources and Estimated Costs by Department

Real Estate and Asset Management

Project No.	Project Title	Totals	Prior Years	Current 2023-24	Future Estimates				
					2024-25	2025-26	2026-27	2027-28	2028-29
Contribution from General Fund 3		\$75,000	\$75,000	\$0	\$0	\$0	\$0	\$0	\$0
Total Sources of Funding		\$75,000	\$75,000	\$0	\$0	\$0	\$0	\$0	\$0
Total Estimated Costs		\$75,000							
Total Unfunded		\$0					Funding Status:	Fully Funded	
							Actuals:	\$1,065	
Total Est. Annual Operating Impact		Minimal					Encumbrances:	\$0	
40-P-20-0752	Olympia Theater Apartments Elevator Replacement					District: 5			
40-B213410						Status: Adopted			
Replacement of elevator system(s) with sustainable, energy efficient elevators provide the most modern, safest, and up to date technology available					Phase: Planning				
					Est. Completion Date: December 2023				
Contribution from General Fund 3		\$900,000	\$900,000	\$0	\$0	\$0	\$0	\$0	\$0
Total Sources of Funding		\$900,000	\$900,000	\$0	\$0	\$0	\$0	\$0	\$0
Total Estimated Costs		\$900,000							
Total Unfunded		\$0					Funding Status:	Fully Funded	
							Actuals:	\$386,468	
Total Est. Annual Operating Impact		Minimal					Encumbrances:	\$314,415	
40-P-21-0029	Olympia Theater Interior Lighting and Electrical Repairs					District: 5			
40-B213417						Status: Adopted			
Upgrade interior lightning and conduct electrical repairs at Olympia Theater					Phase: Planning				
					Est. Completion Date: December 2023				
Contribution from Special Revenue Fund		\$22,291	\$22,291	\$0	\$0	\$0	\$0	\$0	\$0
Total Sources of Funding		\$22,291	\$22,291	\$0	\$0	\$0	\$0	\$0	\$0
Total Estimated Costs		\$22,291							
Total Unfunded		\$0					Funding Status:	Fully Funded	
							Actuals:	\$0	
Total Est. Annual Operating Impact		\$0					Encumbrances:	\$0	
40-P-20-0396	Pier Repairs-MiaMarina					District: 2			
40-B183407						Status: Active			
To repair and maintain pilings and piers at Bayside Marina					Phase: Pre-Construction				
					Est. Completion Date: December 2023				

Sources and Estimated Costs by Department

Real Estate and Asset Management

Project No.	Project Title	Totals	Prior Years	Current 2023-24	Future Estimates				
					2024-25	2025-26	2026-27	2027-28	2028-29
	10% Marinas Revenue	\$577,000	\$377,000	\$200,000	\$0	\$0	\$0	\$0	\$0
	Contribution from Special Revenue Fund	\$110,000	\$110,000	\$0	\$0	\$0	\$0	\$0	\$0
	Miamarina Ticket Surcharge Revenue	\$281,250	\$281,250	\$0	\$0	\$0	\$0	\$0	\$0
Total Sources of Funding		\$968,250	\$768,250	\$200,000	\$0	\$0	\$0	\$0	\$0
Total Estimated Costs		\$740,785							
Total Unfunded		(\$227,465)							
Total Est. Annual Operating Impact		Minimal							
							Funding Status: Fully Funded		
							<i>Actuals:</i> \$259,217		
							<i>Encumbrances:</i> \$450,858		

40-P-20-0387	Pilings and Pier Repairs - Dinner Key Marina	District: 2
40-B173401		Status: Active
Replacement of deteriorated mooring pilings at Dinner Key Marina		Phase: Administrative Close-Out
		Est. Completion Date: December 2023

	10% Marinas Revenue	\$840,410	\$655,410	\$185,000	\$0	\$0	\$0	\$0	\$0
	Contribution from General Fund 3	\$507	\$507	\$0	\$0	\$0	\$0	\$0	\$0
	Contribution from General Fund-SSL	\$24,620	\$24,620	\$0	\$0	\$0	\$0	\$0	\$0
	Contribution from Special Revenue Fund	\$22,686	\$22,686	\$0	\$0	\$0	\$0	\$0	\$0
Total Sources of Funding		\$888,222	\$703,222	\$185,000	\$0	\$0	\$0	\$0	\$0
Total Estimated Costs		\$404,472							
Total Unfunded		(\$483,750)							
Total Est. Annual Operating Impact		Minimal							
							Funding Status: Fully Funded		
							<i>Actuals:</i> \$703,222		
							<i>Encumbrances:</i> \$184,080		

40-P-20-0668	Portable Electrical Backup Units for City Marinas	District:
		Status: Future Consideration
Provide portable electrical backup units for City Marinas (temp. pedestals, hookups). This equipment is an effective mitigation measure in preventing electrical fires, electrocution, and the sinking of docked vessels during hurricanes.		Phase: Planning
		Est. Completion Date: December 2023

Sources and Estimated Costs by Department

Real Estate and Asset Management

Project No.	Project Title	Totals	Prior Years	Current 2023-24	Future Estimates				
					2024-25	2025-26	2026-27	2027-28	2028-29
No Funding Allocated		\$0	\$0	\$0	\$0	\$0	\$0	\$0	\$0
Total Sources of Funding		\$0	\$0	\$0	\$0	\$0	\$0	\$0	\$0
Total Estimated Costs		\$1,800,000							
Total Unfunded		\$1,800,000					Funding Status:	Unfunded	
							Actuals:	\$0	
Total Est. Annual Operating Impact		\$0					Encumbrances:	\$0	
40-P-20-0415	Repairs at Marlins Garage						District:	Citywide	
40-B203408							Status:	Active	
Comprehensive structural, waterproofing, painting, patching repairs at the Marlins Garages							Phase:	Final Completion	
							Est. Completion Date:	December 2023	
Contribution from General Fund 3		\$737,000	\$737,000	\$0	\$0	\$0	\$0	\$0	\$0
Contribution from Special Revenue Fund		\$6,406,000	\$6,406,000	\$0	\$0	\$0	\$0	\$0	\$0
Total Sources of Funding		\$7,143,000	\$7,143,000	\$0	\$0	\$0	\$0	\$0	\$0
Total Estimated Costs		\$7,857,700							
Total Unfunded		\$714,700					Funding Status:	Partial	
							Actuals:	\$1,138,786	
Total Est. Annual Operating Impact		Minimal					Encumbrances:	\$0	
40-P-20-0407	Seminole Boat Ramp Pavers Repairs						District:	2	
40-B193405							Status:	Active	
Repair of pavement at ramps							Phase:	Dry-Run/Permit	
							Est. Completion Date:	December 2023	
Contribution from Special Revenue Fund		\$8,314	\$8,314	\$0	\$0	\$0	\$0	\$0	\$0
Total Sources of Funding		\$8,314	\$8,314	\$0	\$0	\$0	\$0	\$0	\$0
Total Estimated Costs		\$25,000							
Total Unfunded		\$16,686					Funding Status:	Partial	
							Actuals:	\$8,314	
Total Est. Annual Operating Impact		Minimal					Encumbrances:	\$0	

Sources and Estimated Costs by Department

Real Estate and Asset Management

Project No.	Project Title	Totals	Prior Years	Current 2023-24	Future Estimates				
					2024-25	2025-26	2026-27	2027-28	2028-29
40-P-20-0408	Seminole Dingy Dock Repairs								
40-B193406									
Non-FEMA dock repairs due to Hurricane Irma							District: 2		
							Status: Active		
							Phase: Annual Capital Refurbishme		
							Est. Completion Date: December 2023		
Contribution from Special Revenue Fund		\$54,000	\$54,000	\$0	\$0	\$0	\$0	\$0	\$0
Total Sources of Funding		\$54,000	\$54,000	\$0	\$0	\$0	\$0	\$0	\$0
Total Estimated Costs		\$54,000							
Total Unfunded		\$0					Funding Status: Fully Funded		
							Actuals: \$54,000		
Total Est. Annual Operating Impact		Minimal					Encumbrances: \$0		
40-P-23-0004	Shake-A-Leg Waterfront Baywalk Phase II								
Construction of a baywalk at the Shake-A-Leg Miami waterfront property.							District: 2		
							Status: Proposed		
							Phase: Planning		
							Est. Completion Date: November 2024		
No Funding Allocated		\$0	\$0	\$0	\$0	\$0	\$0	\$0	\$0
Total Sources of Funding		\$0	\$0	\$0	\$0	\$0	\$0	\$0	\$0
Total Estimated Costs		\$0							
Total Unfunded		\$0					Funding Status: Fully Funded		
							Actuals: \$0		
Total Est. Annual Operating Impact		Minimal					Encumbrances: \$0		
40-P-23-0062	Tower Theater - Cinema No.2								
40-B233401									
Tower Theater - Cinema No.2							District: 3		
							Status: Active		
							Phase: Planning		
							Est. Completion Date: December 2024		
Contribution from Special Revenue Fund		\$157,000	\$157,000	\$0	\$0	\$0	\$0	\$0	\$0
Total Sources of Funding		\$157,000	\$157,000	\$0	\$0	\$0	\$0	\$0	\$0
Total Estimated Costs		\$157,000							
Total Unfunded		\$0					Funding Status: Fully Funded		
							Actuals: \$0		
Total Est. Annual Operating Impact		Minimal					Encumbrances: \$0		

Sources and Estimated Costs by Department

Real Estate and Asset Management

Project No.	Project Title	Totals	Prior Years	Current 2023-24	Future Estimates				
					2024-25	2025-26	2026-27	2027-28	2028-29
40-P-23-0063	Tower Theater								
40-B233400									
Tower Theater Upgrade							District: 3		
							Status: Active		
							Phase: Planning		
							Est. Completion Date: December 2024		
Contribution from Special Revenue Fund		\$408,000	\$29,000	\$379,000	\$0	\$0	\$0	\$0	\$0
Total Sources of Funding		\$408,000	\$29,000	\$379,000	\$0	\$0	\$0	\$0	\$0
Total Estimated Costs		\$29,000							
Total Unfunded		(\$379,000)					Funding Status: Fully Funded		
							Actuals: \$0		
Total Est. Annual Operating Impact		Minimal					Encumbrances: \$0		
40-P-20-0425	Virginia Key Boat Launch and Trailer Parking								
40-B70046									
Design and permitting of the Virginia Key boat launch and trailer parking area (Phase I)							District: 2		
							Status: Active		
							Phase: Dry-Run/Permit		
							Est. Completion Date: December 2023		
Florida Inland Navigation District		\$60,500	\$60,500	\$0	\$0	\$0	\$0	\$0	\$0
Impact Fees - Parks		\$1,344,200	\$1,344,200	\$0	\$0	\$0	\$0	\$0	\$0
Total Sources of Funding		\$1,404,700	\$1,404,700	\$0	\$0	\$0	\$0	\$0	\$0
Total Estimated Costs		\$1,643,376							
Total Unfunded		\$238,676					Funding Status: Partial		
							Actuals: \$418,803		
Total Est. Annual Operating Impact		Minimal					Encumbrances: \$818,893		
40-P-17-0133	Virginia Key Maritime Center								
40-B173406									
New "Maritime Welcome Center" including Welcome Center, offices, exhibition spaces, Dock Master Suite and restaurant with indoor and outdoor dining.							District: Citywide		
							Status: Active		
							Phase: A/E Selection		
							Est. Completion Date: December 2023		

Sources and Estimated Costs by Department

Real Estate and Asset Management

Project No.	Project Title	Totals	Prior Years	Current 2023-24	Future Estimates				
					2024-25	2025-26	2026-27	2027-28	2028-29
	Marine Stadium Museum Complex Financing	\$7,000,000	\$7,000,000	\$0	\$0	\$0	\$0	\$0	\$0
Total Sources of Funding		\$7,000,000	\$7,000,000	\$0	\$0	\$0	\$0	\$0	\$0
Total Estimated Costs		\$7,000,000							
Total Unfunded		\$0					Funding Status:	Fully Funded	
							Actuals:	\$322,679	
Total Est. Annual Operating Impact		\$80,000					Encumbrances:	\$46,747	
40-P-22-0022	Watson Island Pumpout Vessel / Dinghy Dock						District: Citywide		
40-B223408							Status: Adopted		
Provide access to pumpout facilities and a dinghy dock.						Phase: Planning			
						Est. Completion Date: December 2023			
	Contribution from Special Revenue Fund	\$39,000	\$39,000	\$0	\$0	\$0	\$0	\$0	\$0
Total Sources of Funding		\$39,000	\$39,000	\$0	\$0	\$0	\$0	\$0	\$0
Total Estimated Costs		\$39,000							
Total Unfunded		\$0					Funding Status:	Fully Funded	
							Actuals:	\$0	
Total Est. Annual Operating Impact		\$0					Encumbrances:	\$0	
Totals for Real Estate and Asset Management									
Total Sources of Funding		\$164,390,974	\$162,326,974	\$2,064,000	\$0	\$0	\$0	\$0	\$0
Total Estimated Costs		\$197,017,933							
Total Unfunded		\$32,626,959							
Total Est. Annual Operating Impact		Minimal							

Sources and Estimated Costs by Department

Resilience and Public Works

Project No.	Project Title	Totals	Prior Years	Current 2023-24	Future Estimates				
					2024-25	2025-26	2026-27	2027-28	2028-29
40-P-00-0118	A Media Art Entertainment								
40-B50902									
<i>NE Overtown Roadway Improvements. Milling and resurfacing, replace damaged sidewalks, replace damaged curb & gutter, miscellaneous drainage, ADA ramps and pavement markings.</i>							District: 5		
							Status: Active		
							Phase: Final Completion		
							Est. Completion Date: December 2023		
Local Option Gas Tax 1		\$1,575	\$1,575	\$0	\$0	\$0	\$0	\$0	\$0
Stormwater Utility Trust Fund 2008		\$154,233	\$154,233	\$0	\$0	\$0	\$0	\$0	\$0
Street Bonds - Series 2009		\$588,090	\$588,090	\$0	\$0	\$0	\$0	\$0	\$0
Street Bonds - Series 2018C		\$387,211	\$387,211	\$0	\$0	\$0	\$0	\$0	\$0
Transit Half-Cent Surtax 1		\$84,376	\$84,376	\$0	\$0	\$0	\$0	\$0	\$0
Transit Half-Cent Surtax 2		\$128,293	\$128,293	\$0	\$0	\$0	\$0	\$0	\$0
Total Sources of Funding		\$1,343,779	\$1,343,779	\$0	\$0	\$0	\$0	\$0	\$0
Total Estimated Costs		\$1,343,779							
Total Unfunded		\$0					Funding Status: Fully Funded		
							Actuals: \$1,314,505		
Total Est. Annual Operating Impact		Minimal					Encumbrances: \$8,386		
40-P-22-0038	Auburndale Flood Mitigation								
40-B223802									
<i>Roadway reconstruction, sidewalk and driveway approach repairs, concrete curb and gutter, valley gutter, concrete walkway, crosswalks, ADA compliant ramps, drainage improvements/adjustments, utility adjustment and harmonization.</i>							District: 4		
							Status: Adopted		
							Phase: Planning		
							Est. Completion Date: December 2026		
Miami Forever Bonds - Sea Level S2A		\$10,000,000	\$10,000,000	\$0	\$0	\$0	\$0	\$0	\$0
Total Sources of Funding		\$10,000,000	\$10,000,000	\$0	\$0	\$0	\$0	\$0	\$0
Total Estimated Costs		\$10,000,000							
Total Unfunded		\$0					Funding Status: Fully Funded		
							Actuals: \$0		
Total Est. Annual Operating Impact		Minimal					Encumbrances: \$0		
40-P-18-0184	Auburndale Traffic Calming								
40-B183607									
<i>Installation of traffic calming devices</i>							District: 4		
							Status: Active		
							Phase: Final Completion		
							Est. Completion Date: December 2023		

Sources and Estimated Costs by Department

Resilience and Public Works

Project No.	Project Title	Totals	Prior Years	Current 2023-24	Future Estimates				
					2024-25	2025-26	2026-27	2027-28	2028-29
	Contribution from General Fund-SSL	\$35,359	\$35,359	\$0	\$0	\$0	\$0	\$0	\$0
	Total Sources of Funding	\$35,359	\$35,359	\$0	\$0	\$0	\$0	\$0	\$0
	Total Estimated Costs	\$40,000							
	Total Unfunded	\$4,641					Funding Status:	Partial	
							<i>Actuals:</i>	\$33,359	
	Total Est. Annual Operating Impact	Minimal					<i>Encumbrances:</i>	\$0	
40-P-17-0243	Auburndale Traffic Device (SW 32 Avenue and 2 Street)						District: 4		
40-B173655							Status: Active		
	<i>Design and construction of a raised Intersection with roadway improvements including drainage</i>						Phase: Dry-Run/Permit		
							Est. Completion Date: December 2023		
	Contribution from General Fund 3	\$14,248	\$14,248	\$0	\$0	\$0	\$0	\$0	\$0
	Contribution from General Fund-SSL	\$63,059	\$63,059	\$0	\$0	\$0	\$0	\$0	\$0
	Local Option Gas Tax 2	\$40,000	\$40,000	\$0	\$0	\$0	\$0	\$0	\$0
	Parking Surcharge 2	\$270	\$270	\$0	\$0	\$0	\$0	\$0	\$0
	Transit Half-Cent Surtax 2	\$232,784	\$232,784	\$0	\$0	\$0	\$0	\$0	\$0
	Total Sources of Funding	\$350,361	\$350,361	\$0	\$0	\$0	\$0	\$0	\$0
	Total Estimated Costs	\$1,335,790							
	Total Unfunded	\$985,429					Funding Status:	Partial	
							<i>Actuals:</i>	\$209,870	
	Total Est. Annual Operating Impact	Minimal					<i>Encumbrances:</i>	\$20,587	
40-P-00-0043	Bayhomes Drive Drainage Improvements						District: 2		
40-B30846							Status: Active		
	<i>Drainage Improvements including pump station</i>						Phase: Construction		
							Est. Completion Date: December 2023		

Sources and Estimated Costs by Department

Resilience and Public Works

Project No.	Project Title	Totals	Prior Years	Current 2023-24	Future Estimates				
					2024-25	2025-26	2026-27	2027-28	2028-29
Contribution from General Fund 3		\$494,000	\$494,000	\$0	\$0	\$0	\$0	\$0	\$0
Miami-Dade County General Obligation Bond		\$525,000	\$525,000	\$0	\$0	\$0	\$0	\$0	\$0
Transit Half-Cent Surtax 2		\$31,000	\$31,000	\$0	\$0	\$0	\$0	\$0	\$0
Total Sources of Funding		\$1,050,000	\$1,050,000	\$0	\$0	\$0	\$0	\$0	\$0
Total Estimated Costs		\$2,008,844							
Total Unfunded		\$958,844					Funding Status:	Partial	
							<i>Actuals:</i>	\$542,401	
Total Est. Annual Operating Impact		Minimal					<i>Encumbrances:</i>	\$254,949	
40-P-00-0057	Bayside Historic Sign						District:	5	
40-B39910K							Status:	Active	
	<i>Replacement of existing street and/or stop signs with new historical street and/or stop signs located within the Bayside Historic Neighborhood. Installation of Gateway Sign at 69th St. & Biscayne Blvd.</i>						Phase:	Final Completion	
							Est. Completion Date:	December 2023	
Contribution from General Fund 3		\$25,000	\$25,000	\$0	\$0	\$0	\$0	\$0	\$0
Homeland Defense Bond Series 3		\$22,875	\$22,875	\$0	\$0	\$0	\$0	\$0	\$0
Parking Surcharge 2		\$34,125	\$34,125	\$0	\$0	\$0	\$0	\$0	\$0
Total Sources of Funding		\$82,000	\$82,000	\$0	\$0	\$0	\$0	\$0	\$0
Total Estimated Costs		\$87,000							
Total Unfunded		\$5,000					Funding Status:	Partial	
							<i>Actuals:</i>	\$51,269	
Total Est. Annual Operating Impact		Minimal					<i>Encumbrances:</i>	\$3,631	
40-P-17-0252	Belle Meade Circle Cul-De-Sac Improvements						District:	5	
40-B173642							Status:	Active	
	<i>Design and construction of circle at Belle Meade Island</i>						Phase:	Design	
							Est. Completion Date:	December 2023	

Sources and Estimated Costs by Department

Resilience and Public Works

Project No.	Project Title	Totals	Prior Years	Current 2023-24	Future Estimates				
					2024-25	2025-26	2026-27	2027-28	2028-29
	Contribution from Special Revenue Fund	\$32,132	\$32,132	\$0	\$0	\$0	\$0	\$0	\$0
	Transit Half-Cent Surtax 2	\$300,000	\$300,000	\$0	\$0	\$0	\$0	\$0	\$0
Total Sources of Funding		\$332,132	\$332,132	\$0	\$0	\$0	\$0	\$0	\$0
Total Estimated Costs		\$515,932							
Total Unfunded		\$183,800					Funding Status:	Partial	
							<i>Actuals:</i>	\$135,614	
Total Est. Annual Operating Impact		Minimal					<i>Encumbrances:</i>	\$25,049	

40-P-20-0433	Belle Meade Pump Station (3rd)						District: 5		
40-B193804							Status: Active		
							Phase: Planning		
<i>Purchase and install third pump at existing pump station</i>							Est. Completion Date: December 2023		

	Contribution from Special Revenue Fund	\$180,000	\$180,000	\$0	\$0	\$0	\$0	\$0	\$0
Total Sources of Funding		\$180,000	\$180,000	\$0	\$0	\$0	\$0	\$0	\$0
Total Estimated Costs		\$180,000							
Total Unfunded		\$0					Funding Status:	Fully Funded	
							<i>Actuals:</i>	\$170,591	
Total Est. Annual Operating Impact		Minimal					<i>Encumbrances:</i>	\$9,409	

40-P-22-0025	Belle Meade Storm Sewer Project, Phase II						District: 5		
40-B50672							Status: Active		
							Phase: Administrative Close-Out		
<i>Belle Meade Storm Sewer Project, Phase II</i>							Est. Completion Date: December 2023		

Sources and Estimated Costs by Department

Resilience and Public Works

Project No.	Project Title	Totals	Prior Years	Current 2023-24	Future Estimates				
					2024-25	2025-26	2026-27	2027-28	2028-29
	Florida Department of Environmental Protection	\$500,000	\$500,000	\$0	\$0	\$0	\$0	\$0	\$0
	Impact Fees 1	\$700,000	\$700,000	\$0	\$0	\$0	\$0	\$0	\$0
	Stormwater Utility Trust Fund	\$3,357,982	\$3,357,982	\$0	\$0	\$0	\$0	\$0	\$0
	Stormwater Utility Trust Fund	\$795,647	\$795,647	\$0	\$0	\$0	\$0	\$0	\$0
	Stormwater Utility Trust Fund 2008	\$1,393,487	\$1,393,487	\$0	\$0	\$0	\$0	\$0	\$0
	Street Bonds - Series 2007	\$1,950,663	\$1,950,663	\$0	\$0	\$0	\$0	\$0	\$0
	Transit Half-Cent Surtax 1	\$1,300,000	\$1,300,000	\$0	\$0	\$0	\$0	\$0	\$0
	Transit Half-Cent Surtax 2	\$2,076,851	\$2,076,851	\$0	\$0	\$0	\$0	\$0	\$0
Total Sources of Funding		\$12,074,631	\$12,074,631	\$0	\$0	\$0	\$0	\$0	\$0
Total Estimated Costs		\$12,091,058							
Total Unfunded		\$16,427							
Total Est. Annual Operating Impact		Minimal							
							Funding Status:	Partial	
							<i>Actuals:</i>	\$11,998,291	
							<i>Encumbrances:</i>	\$0	

40-P-20-0279 Bicycle and Pathway Improvements
 40-B203611
Update Master Plan for bicycle and pathways in District 2

District: 2
Status: Active
Phase: Planning
Est. Completion Date: December 2023

	Contribution from Special Revenue Fund	\$150,000	\$150,000	\$0	\$0	\$0	\$0	\$0	\$0
Total Sources of Funding		\$150,000	\$150,000	\$0	\$0	\$0	\$0	\$0	\$0
Total Estimated Costs		\$150,000							
Total Unfunded		\$0							
Total Est. Annual Operating Impact		Minimal							
							Funding Status:	Fully Funded	
							<i>Actuals:</i>	\$116,697	
							<i>Encumbrances:</i>	\$0	

40-P-20-0711 Bicycle Master Plan Update
 40-B203613
Update Citywide Bicycle Master Plan

District: Citywide
Status: Active
Phase: Planning
Est. Completion Date: December 2023

Sources and Estimated Costs by Department

Resilience and Public Works

Project No.	Project Title	Totals	Prior Years	Current 2023-24	Future Estimates				
					2024-25	2025-26	2026-27	2027-28	2028-29
	Contribution from Special Revenue Fund	\$100,000	\$100,000	\$0	\$0	\$0	\$0	\$0	\$0
	Miami-Dade Transportation Planning Organization	\$75,000	\$75,000	\$0	\$0	\$0	\$0	\$0	\$0
Total Sources of Funding		\$175,000	\$175,000	\$0	\$0	\$0	\$0	\$0	\$0
Total Estimated Costs		\$175,000							
Total Unfunded		\$0					Funding Status:	Fully Funded	
							Actuals:	\$165,881	
Total Est. Annual Operating Impact		Minimal					Encumbrances:	\$0	
40-P-20-0599	Bike Routes - Citywide						District:	Citywide	
							Status:	Future Consideration	
							Phase:	Planning	
Bicycle lane opportunities originally identified in the Bicycle Master Plan or area plans. Bike lanes require signage and striping, it may require milling and resurfacing or be coordinated with other planned roadway projects.							Est. Completion Date:	September 2026	
No Funding Allocated		\$0	\$0	\$0	\$0	\$0	\$0	\$0	\$0
Total Sources of Funding		\$0	\$0	\$0	\$0	\$0	\$0	\$0	\$0
Total Estimated Costs		\$5,000,000							
Total Unfunded		\$5,000,000					Funding Status:	Unfunded	
							Actuals:	\$0	
Total Est. Annual Operating Impact		\$0					Encumbrances:	\$0	
40-P-00-0021	Bird Avenue Road Improvements						District:	2	
40-B30628							Status:	Active	
							Phase:	Administrative Close-Out	
Pavement restoration, drainage improvements, designated bike lanes, sidewalk improvements, and landscaping along Bird Avenue							Est. Completion Date:	December 2023	

Sources and Estimated Costs by Department

Resilience and Public Works

Project No.	Project Title	Totals	Prior Years	Current 2023-24	Future Estimates				
					2024-25	2025-26	2026-27	2027-28	2028-29
	Contribution from Special Revenue Fund	\$62,006	\$62,006	\$0	\$0	\$0	\$0	\$0	\$0
	Homeland Defense Bond Series 3	\$12,518	\$12,518	\$0	\$0	\$0	\$0	\$0	\$0
	Parking Surcharge 2	\$1,439,838	\$1,439,838	\$0	\$0	\$0	\$0	\$0	\$0
	Street Bonds - Series 2009	\$200,000	\$200,000	\$0	\$0	\$0	\$0	\$0	\$0
	Transit Half-Cent Surtax 2	\$680,000	\$680,000	\$0	\$0	\$0	\$0	\$0	\$0
Total Sources of Funding		\$2,394,362	\$2,394,362	\$0	\$0	\$0	\$0	\$0	\$0
Total Estimated Costs		\$2,394,362							
Total Unfunded		\$0					Funding Status:	Fully Funded	
							Actuals:	\$2,352,492	
Total Est. Annual Operating Impact		Minimal					Encumbrances:	\$9,052	
40-P-18-0265	Biscayne Green Lane Elimination Study						District: 2		
40-B183613							Status: Active		
A lane elimination study of the Biscayne Blvd corridor in downtown Miami as part of the initial phase to eventually reconfigure the roadway.						Phase: Administrative Close-Out			
						Est. Completion Date: December 2023			
	Contribution from General Fund 3	\$7,420	\$7,420	\$0	\$0	\$0	\$0	\$0	\$0
	Downtown Development Authority	\$54,801	\$54,801	\$0	\$0	\$0	\$0	\$0	\$0
	Florida Department of Transportation	\$421,829	\$421,829	\$0	\$0	\$0	\$0	\$0	\$0
	Local Option Gas Tax 2	\$2,666	\$2,666	\$0	\$0	\$0	\$0	\$0	\$0
Total Sources of Funding		\$486,716	\$486,716	\$0	\$0	\$0	\$0	\$0	\$0
Total Estimated Costs		\$486,716							
Total Unfunded		\$0					Funding Status:	Fully Funded	
							Actuals:	\$477,510	
Total Est. Annual Operating Impact		Minimal					Encumbrances:	\$4,776	
40-P-00-0045	Brickell Avenue from SE 15 Road to SE 8 Street						District: 2		
40-B30874							Status: Active		
Section 1 - Sidewalk restoration, miscellaneous curb & gutter restoration, repair of driveway approaches as needed, limited addition of crosswalks, and identification of broken light fixtures.Section 2 - Decorative tree guards & pavement markings						Phase: Final Completion			
						Est. Completion Date: December 2023			

Sources and Estimated Costs by Department

Resilience and Public Works

Project No.	Project Title	Totals	Prior Years	Current 2023-24	Future Estimates				
					2024-25	2025-26	2026-27	2027-28	2028-29
	Contribution from Special Revenue Fund	\$24,347	\$24,347	\$0	\$0	\$0	\$0	\$0	\$0
	Local Option Gas Tax 1	\$32,900	\$32,900	\$0	\$0	\$0	\$0	\$0	\$0
	Parking Surcharge 2	\$2,040,000	\$2,040,000	\$0	\$0	\$0	\$0	\$0	\$0
Total Sources of Funding		\$2,097,247	\$2,097,247	\$0	\$0	\$0	\$0	\$0	\$0
Total Estimated Costs		\$2,097,247							
Total Unfunded		\$0							
Total Est. Annual Operating Impact		Minimal							
					Funding Status: Fully Funded Actuals: \$1,271,513 Encumbrances: \$351,927				
40-P-00-0042	Brickell Bay Drive								
40-B30840									
<i>The scope of work for the subject project includes but may not be limited to the replacement or repair of the baywalk bollards, pedestrian benches, with ADA compliant foundations, crosswalks and Public Works Gateway/Welcome Sign.</i>					District: 2 Status: Active Phase: Administrative Close-Out Est. Completion Date: December 2023				
	Local Option Gas Tax 2	\$238,364	\$238,364	\$0	\$0	\$0	\$0	\$0	\$0
	Private - IOBY	\$8,500	\$8,500	\$0	\$0	\$0	\$0	\$0	\$0
Total Sources of Funding		\$246,864	\$246,864	\$0	\$0	\$0	\$0	\$0	\$0
Total Estimated Costs		\$258,500							
Total Unfunded		\$11,636							
Total Est. Annual Operating Impact		Minimal							
					Funding Status: Partial Actuals: \$246,864 Encumbrances: \$0				
40-P-19-0225	Brickell Bay Drive Seawall, Drainage and Road Improvements								
40-B193802									
<i>Design Criteria Package for Resiliency Sea Level Risk Mitigation at Brickell Bay Drive - based on RC100 Plan (includes design for rebuilding seawall and creation of linear park)</i>					District: 2 Status: Active Phase: Design Est. Completion Date: June 2024				
	Miami Forever Bonds - Sea Level S1A	\$1,000,000	\$1,000,000	\$0	\$0	\$0	\$0	\$0	\$0
Total Sources of Funding		\$1,000,000	\$1,000,000	\$0	\$0	\$0	\$0	\$0	\$0
Total Estimated Costs		\$24,649,361							
Total Unfunded		\$23,649,361							
Total Est. Annual Operating Impact		Minimal							
					Funding Status: Partial Actuals: \$771,381 Encumbrances: \$228,619				

Sources and Estimated Costs by Department

Resilience and Public Works

Project No.	Project Title	Totals	Prior Years	Current 2023-24	Future Estimates				
					2024-25	2025-26	2026-27	2027-28	2028-29
40-P-19-0217	Brickell Key Bridge Repairs								
40-B193602									
<i>Brickell Key Bridge Rehabilitation / Repairs</i>							District: 2		
							Status: Active		
							Phase: Design		
							Est. Completion Date: December 2023		
Contribution from Special Revenue Fund		\$160,000	\$160,000	\$0	\$0	\$0	\$0	\$0	\$0
Downtown Developmental Regional Impact (DDRI) - Administration		\$2,654,000	\$2,654,000	\$0	\$0	\$0	\$0	\$0	\$0
Downtown Developmental Regional Impact (DDRI) - Transportation		\$1,966,000	\$1,966,000	\$0	\$0	\$0	\$0	\$0	\$0
Total Sources of Funding		\$4,780,000	\$4,780,000	\$0	\$0	\$0	\$0	\$0	\$0
Total Estimated Costs		\$6,646,198							
Total Unfunded		\$1,866,198					Funding Status: Partial		
							Actuals: \$211,677		
Total Est. Annual Operating Impact		Minimal					Encumbrances: \$220,864		
40-P-20-0302	Buena Vista - Traffic Calming Devices - Phase II								
40-B193615									
<i>Design and construction of six traffic calming devices in the Buena Vista neighborhood.</i>							District: 5		
							Status: Active		
							Phase: Construction		
							Est. Completion Date: September 2026		
Citywide Landscape		\$19,600	\$19,600	\$0	\$0	\$0	\$0	\$0	\$0
Contribution from General Fund 3		\$248,745	\$248,745	\$0	\$0	\$0	\$0	\$0	\$0
Contribution from Special Revenue Fund		\$450,000	\$450,000	\$0	\$0	\$0	\$0	\$0	\$0
Total Sources of Funding		\$718,345	\$718,345	\$0	\$0	\$0	\$0	\$0	\$0
Total Estimated Costs		\$1,472,565							
Total Unfunded		\$754,220					Funding Status: Partial		
							Actuals: \$375,685		
Total Est. Annual Operating Impact		Minimal					Encumbrances: \$248,939		
40-P-23-0013	Buena Vista Local Drainage and Road Improvements								
40-B233602									
<i>Buena Vista Local Drainage and Road Improvements at NE 49 Street and NE 50 Street between North Miami Avenue and NE 2nd Avenue</i>							District: 5		
							Status: Active		
							Phase: A/E Selection		
							Est. Completion Date: March 2025		

Sources and Estimated Costs by Department

Resilience and Public Works

Project No.	Project Title	Totals	Prior Years	Current 2023-24	Future Estimates				
					2024-25	2025-26	2026-27	2027-28	2028-29
Parking Surcharge 2		\$300,000	\$300,000	\$0	\$0	\$0	\$0	\$0	\$0
Total Sources of Funding		\$300,000	\$300,000	\$0	\$0	\$0	\$0	\$0	\$0
Total Estimated Costs		\$300,000							
Total Unfunded		\$0					Funding Status:	Fully Funded	
							Actuals:	\$5,032	
Total Est. Annual Operating Impact		Minimal					Encumbrances:	\$0	
40-P-19-0220	Buena Vista Neighborhood Traffic Calming						District: 5		
40-B193620							Status: Active		
Installation of traffic calming devices at approximately 5 locations						Phase: Construction			
						Est. Completion Date: December 2023			
Contribution from General Fund 3		\$90,000	\$90,000	\$0	\$0	\$0	\$0	\$0	\$0
Parking Surcharge 2		\$198,000	\$198,000	\$0	\$0	\$0	\$0	\$0	\$0
Street Bonds - Series 2018C		\$10,079	\$10,079	\$0	\$0	\$0	\$0	\$0	\$0
Transit Half-Cent Surtax 2		\$75,037	\$75,037	\$0	\$0	\$0	\$0	\$0	\$0
Total Sources of Funding		\$373,116	\$373,116	\$0	\$0	\$0	\$0	\$0	\$0
Total Estimated Costs		\$373,116							
Total Unfunded		\$0					Funding Status:	Fully Funded	
							Actuals:	\$311,852	
Total Est. Annual Operating Impact		Minimal					Encumbrances:	\$21,264	
40-P-20-0317	Calle 8 Light and Street Improvements Mayor - Decoration						District: 3		
40-B78509E							Status: Active		
Beautification on Calle Ocho (SW 8 Street) related to the promotion of local visual arts						Phase: Annual Capital Refurbishme			
						Est. Completion Date: September 2026			
Contribution from General Fund 3		\$125,751	\$125,751	\$0	\$0	\$0	\$0	\$0	\$0
Total Sources of Funding		\$125,751	\$125,751	\$0	\$0	\$0	\$0	\$0	\$0
Total Estimated Costs		\$125,751							
Total Unfunded		\$0					Funding Status:	Fully Funded	
							Actuals:	\$41,864	
Total Est. Annual Operating Impact		Minimal					Encumbrances:	\$9,303	

Resilience and Public Works

295

Sources and Estimated Costs by Department

Resilience and Public Works

Project No.	Project Title	Totals	Prior Years	Current 2023-24	Future Estimates				
					2024-25	2025-26	2026-27	2027-28	2028-29
	Contribution from General Fund-SSL	\$942	\$942	\$0	\$0	\$0	\$0	\$0	\$0
	Street Bonds - Series 2009	\$124,541	\$124,541	\$0	\$0	\$0	\$0	\$0	\$0
	Street Bonds - Series 2018C	\$2,917	\$2,917	\$0	\$0	\$0	\$0	\$0	\$0
	Transit Half-Cent Surtax 1	\$1,846	\$1,846	\$0	\$0	\$0	\$0	\$0	\$0
	Transit Half-Cent Surtax 2	\$237,210	\$237,210	\$0	\$0	\$0	\$0	\$0	\$0
Total Sources of Funding		\$367,454	\$367,454	\$0	\$0	\$0	\$0	\$0	\$0
Total Estimated Costs		\$367,454							
Total Unfunded		\$0					Funding Status: Fully Funded		
							<i>Actuals:</i>	\$367,454	
Total Est. Annual Operating Impact		Minimal					<i>Encumbrances:</i>	\$0	

40-P-18-0190	Charles Avenue from Main Highway to South Douglas Road						District: 2		
40-B183612							Status: Active		
	<i>Roadway reconstruction, removal and replacement at Charles Avenue from Main Highway to South Douglas Road</i>						Phase: Design		
							Est. Completion Date: December 2023		

	Contribution from General Fund 3	\$99,297	\$99,297	\$0	\$0	\$0	\$0	\$0	\$0
	Contribution from General Fund-SSL	\$40,494	\$40,494	\$0	\$0	\$0	\$0	\$0	\$0
	Local Option Gas Tax 2	\$18,309	\$18,309	\$0	\$0	\$0	\$0	\$0	\$0
	Parking Surcharge 2	\$174,045	\$174,045	\$0	\$0	\$0	\$0	\$0	\$0
	Stormwater Utility Trust Fund	\$0	\$0	\$0	\$0	\$0	\$0	\$0	\$0
	Stormwater Utility Trust Fund 2008	\$100,000	\$100,000	\$0	\$0	\$0	\$0	\$0	\$0
	Street Bonds - Series 2018C	\$0	\$0	\$0	\$0	\$0	\$0	\$0	\$0
	Transit Half-Cent Surtax 2	\$129,284	\$129,284	\$0	\$0	\$0	\$0	\$0	\$0
Total Sources of Funding		\$561,428	\$561,428	\$0	\$0	\$0	\$0	\$0	\$0
Total Estimated Costs		\$2,343,527							
Total Unfunded		\$1,782,099					Funding Status: Partial		
							<i>Actuals:</i>	\$227,099	
Total Est. Annual Operating Impact		Minimal					<i>Encumbrances:</i>	\$70,450	

40-P-20-0435	City of Miami Trolley Program - Trolley Acquisition						District: Citywide		
40-B70715E							Status: Active		
	<i>Miami Trolley Citywide acquisition Program</i>						Phase: Planning		
							Est. Completion Date: December 2023		

Sources and Estimated Costs by Department

Resilience and Public Works

Project No.	Project Title	Totals	Prior Years	Current 2023-24	Future Estimates				
					2024-25	2025-26	2026-27	2027-28	2028-29
40 FDOT Trolley Acquisition Grant YE 2024		\$1,180,000	\$1,180,000	\$0	\$0	\$0	\$0	\$0	\$0
40 FDOT Trolley Vehicle Purchase-Two trolleys. YE2025		\$1,020,450	\$1,020,450	\$0	\$0	\$0	\$0	\$0	\$0
Florida Department of Transportation		\$294,499	\$294,499	\$0	\$0	\$0	\$0	\$0	\$0
Transit Half-Cent Surtax 2		\$7,027,900	\$7,027,900	\$0	\$0	\$0	\$0	\$0	\$0
Total Sources of Funding		\$9,522,849	\$9,522,849	\$0	\$0	\$0	\$0	\$0	\$0
Total Estimated Costs		\$9,522,849							
Total Unfunded		\$0							
Total Est. Annual Operating Impact		Minimal							
					Funding Status: Fully Funded Actuals: \$7,241,775 Encumbrances: \$0				
40-P-20-0604	Citywide - Traffic Calming								
					District: Citywide Status: Future Consideration Phase: Planning Est. Completion Date: September 2026				
Citywide traffic calming can remedy spot locations traffic calming based on the interlocal agreement.									
No Funding Allocated		\$0	\$0	\$0	\$0	\$0	\$0	\$0	\$0
Total Sources of Funding		\$0	\$0	\$0	\$0	\$0	\$0	\$0	\$0
Total Estimated Costs		\$5,000,000							
Total Unfunded		\$5,000,000							
Total Est. Annual Operating Impact		\$0							
					Funding Status: Unfunded Actuals: \$0 Encumbrances: \$0				
40-P-20-0436	Citywide Beautification								
40-B183617									
Improving Right of Way Aesthetics with Sustainable Landscaping					District: Citywide Status: Active Phase: Planning Est. Completion Date: December 2023				
Citywide Landscape		\$2,895	\$2,895	\$0	\$0	\$0	\$0	\$0	\$0
Contribution from Special Revenue Fund		\$7,100,000	\$7,100,000	\$0	\$0	\$0	\$0	\$0	\$0
Total Sources of Funding		\$7,102,895	\$7,102,895	\$0	\$0	\$0	\$0	\$0	\$0
Total Estimated Costs		\$7,102,895							
Total Unfunded		\$0							
Total Est. Annual Operating Impact		Minimal							
					Funding Status: Fully Funded Actuals: \$6,396,413 Encumbrances: \$7,097				

Resilience and Public Works

298

Sources and Estimated Costs by Department

Resilience and Public Works

Project No.	Project Title	Totals	Prior Years	Current 2023-24	Future Estimates				
					2024-25	2025-26	2026-27	2027-28	2028-29
40-P-18-0192 40-B183615	Citywide Neighborhood Speed Reduction Signage								
<i>Installation of approximately 2,300 speed signs (25 MPH) Citywide which was approved by Miami Dade County January 8, 2018.</i>							District: Citywide Status: Active Phase: Final Completion Est. Completion Date: December 2023		
Contribution from General Fund 3		\$1,056,000	\$1,056,000	\$0	\$0	\$0	\$0	\$0	\$0
Total Sources of Funding		\$1,056,000	\$1,056,000	\$0	\$0	\$0	\$0	\$0	\$0
Total Estimated Costs		\$1,306,000							
Total Unfunded		\$250,000					Funding Status:	Partial	
Total Est. Annual Operating Impact	Minimal						<i>Actuals:</i>	\$988,170	
							<i>Encumbrances:</i>	\$63,876	
40-P-20-0437 40-B73102E	Citywide Pavement Resurfacing								
<i>Pavement resurfacing for locations citywide</i>							District: Citywide Status: Active Phase: Construction Est. Completion Date: December 2023		
Contribution from Special Revenue Fund		\$12,242	\$12,242	\$0	\$0	\$0	\$0	\$0	\$0
Local Option Gas Tax 2		\$5,109,049	\$4,034,049	\$1,075,000	\$0	\$0	\$0	\$0	\$0
Transit Half-Cent Surtax 2		\$970,851	\$970,851	\$0	\$0	\$0	\$0	\$0	\$0
Total Sources of Funding		\$6,092,142	\$5,017,142	\$1,075,000	\$0	\$0	\$0	\$0	\$0
Total Estimated Costs		\$6,092,142							
Total Unfunded		\$0					Funding Status:	Fully Funded	
Total Est. Annual Operating Impact	Minimal						<i>Actuals:</i>	\$3,927,391	
							<i>Encumbrances:</i>	\$0	
40-P-20-0446 40-B30444	Citywide Repainting and Refurbishing Marker Signs								
<i>Citywide Repainting and refurbishing of marker signs</i>							District: Citywide Status: Active Phase: Design Est. Completion Date: December 2023		

Sources and Estimated Costs by Department

Resilience and Public Works

Project No.	Project Title	Totals	Prior Years	Current 2023-24	Future Estimates				
					2024-25	2025-26	2026-27	2027-28	2028-29
	Contribution from Special Revenue Fund	\$100,000	\$100,000	\$0	\$0	\$0	\$0	\$0	\$0
	Total Sources of Funding	\$100,000	\$100,000	\$0	\$0	\$0	\$0	\$0	\$0
	Total Estimated Costs	\$100,000							
	Total Unfunded	\$0							
	Total Est. Annual Operating Impact	Minimal							
					Funding Status: Fully Funded <i>Actuals:</i> \$17,506 <i>Encumbrances:</i> \$0				

40-P-20-0438 Citywide Storm Sewer Repair Project **District:** Citywide
 40-B30262 **Status:** Active
Repair and installation of the storm sewer infrastructure to alleviate flooding at critical areas **Phase:** Construction
Est. Completion Date: December 2023

Contribution from General Fund 3	\$14,000,000	\$14,000,000	\$0	\$0	\$0	\$0	\$0	\$0	\$0
Contribution from Special Revenue Fund	\$2,968	\$2,968	\$0	\$0	\$0	\$0	\$0	\$0	\$0
Homeland Defense Bond Series 3	\$233,792	\$233,792	\$0	\$0	\$0	\$0	\$0	\$0	\$0
Stormwater Utility Trust Fund	\$1,378,798	\$1,378,798	\$0	\$0	\$0	\$0	\$0	\$0	\$0
Stormwater Utility Trust Fund	\$14,878,886	\$13,056,886	\$1,822,000	\$0	\$0	\$0	\$0	\$0	\$0
Street Bonds - Series 2018C	\$10,938	\$10,938	\$0	\$0	\$0	\$0	\$0	\$0	\$0
Transit Half-Cent Surtax 2	\$2,404,336	\$2,404,336	\$0	\$0	\$0	\$0	\$0	\$0	\$0
Total Sources of Funding	\$32,909,718	\$31,087,718	\$1,822,000	\$0	\$0	\$0	\$0	\$0	\$0
Total Estimated Costs	\$32,909,718								
Total Unfunded	\$0								
Total Est. Annual Operating Impact	Minimal								
					Funding Status: Fully Funded <i>Actuals:</i> \$16,644,456 <i>Encumbrances:</i> \$1,400,172				

40-P-21-0033 Citywide Stormwater Inlet Filters **District:** Citywide
 40-B213800 **Status:** Adopted
Replacement of stormwater inlet filters citywide **Phase:** Planning
Est. Completion Date: December 2023

Sources and Estimated Costs by Department

Resilience and Public Works

Project No.	Project Title	Totals	Prior Years	Current 2023-24	Future Estimates				
					2024-25	2025-26	2026-27	2027-28	2028-29
Stormwater Utility Trust Fund 2008		\$270,000	\$270,000	\$0	\$0	\$0	\$0	\$0	\$0
Total Sources of Funding		\$270,000	\$270,000	\$0	\$0	\$0	\$0	\$0	\$0
Total Estimated Costs		\$270,000							
Total Unfunded		\$0							
Total Est. Annual Operating Impact		\$0							
					Funding Status: Fully Funded Actuals: \$98,053 Encumbrances: \$0				
40-P-20-0322	Citywide Street Milling and Resurfacing - Local Option Gas Tax								
40-B73102C									
<i>Street Milling and Resurfacing</i>					District: Citywide Status: Active Phase: Annual Capital Refurbishme Est. Completion Date: September 2026				
Local Option Gas Tax 2		\$649,065	\$649,065	\$0	\$0	\$0	\$0	\$0	\$0
Total Sources of Funding		\$649,065	\$649,065	\$0	\$0	\$0	\$0	\$0	\$0
Total Estimated Costs		\$649,065							
Total Unfunded		\$0							
Total Est. Annual Operating Impact		Minimal							
					Funding Status: Partial Actuals: \$146,039 Encumbrances: \$0				
40-P-20-0472	Citywide Streets Milling and Resurfacing								
40-B73102A									
<i>Streets milling and resurfacing construction of high priority drainage, median, and right of way beautification projects</i>					District: Citywide Status: Adopted Phase: Planning Est. Completion Date: December 2023				
Transit Half-Cent Surtax 2		\$269,953	\$269,953	\$0	\$0	\$0	\$0	\$0	\$0
Total Sources of Funding		\$269,953	\$269,953	\$0	\$0	\$0	\$0	\$0	\$0
Total Estimated Costs		\$269,953							
Total Unfunded		\$0							
Total Est. Annual Operating Impact		Minimal							
					Funding Status: Fully Funded Actuals: \$216,008 Encumbrances: \$0				
40-P-20-0310	Citywide Streets Milling and Resurfacing - CIP Parking Surcharge								
40-B73102B									
<i>Street Milling and Resurfacing</i>					District: Citywide Status: Active Phase: Annual Capital Refurbishme Est. Completion Date: September 2026				

Sources and Estimated Costs by Department

Resilience and Public Works

Project No.	Project Title	Totals	Prior Years	Current 2023-24	Future Estimates				
					2024-25	2025-26	2026-27	2027-28	2028-29
Parking Surcharge 2		\$4,446,553	\$326,553	\$4,120,000	\$0	\$0	\$0	\$0	\$0
Total Sources of Funding		\$4,446,553	\$326,553	\$4,120,000	\$0	\$0	\$0	\$0	\$0
Total Estimated Costs		\$4,296,553							
Total Unfunded		(\$150,000)					Funding Status:	Fully Funded	
							Actuals:	\$486	
Total Est. Annual Operating Impact		Minimal					Encumbrances:	\$0	
40-P-20-0456	Citywide Tree Planting						District:	Citywide	
40-B183600							Status:	Adopted	
Purchase and installation of trees at locations citywide							Phase:	Planning	
							Est. Completion Date:	December 2023	
Contribution from Special Revenue Fund		\$4,929,000	\$4,929,000	\$0	\$0	\$0	\$0	\$0	\$0
Total Sources of Funding		\$4,929,000	\$4,929,000	\$0	\$0	\$0	\$0	\$0	\$0
Total Estimated Costs		\$4,929,000							
Total Unfunded		\$0					Funding Status:	Fully Funded	
							Actuals:	\$615,168	
Total Est. Annual Operating Impact		Minimal					Encumbrances:	\$3,487,368	
40-P-00-0030	Coconut Grove Business Improvement District - Street Improvements						District:	2	
40-B30687							Status:	Active	
Milling and resurfacing, curb and gutters, sidewalks, drainage improvements, new pavers, landscaping, and pavement markings							Phase:	Final Completion	
							Est. Completion Date:	December 2023	

Sources and Estimated Costs by Department

Resilience and Public Works

Project No.	Project Title	Totals	Prior Years	Current 2023-24	Future Estimates				
					2024-25	2025-26	2026-27	2027-28	2028-29
	Coconut Grove Business Improvement District	\$500,000	\$500,000	\$0	\$0	\$0	\$0	\$0	\$0
	Contribution from Special Revenue Fund	\$53,326	\$53,326	\$0	\$0	\$0	\$0	\$0	\$0
	Homeland Defense Bond Series 3	\$149,264	\$149,264	\$0	\$0	\$0	\$0	\$0	\$0
	Local Option Gas Tax 2	\$14,968	\$14,968	\$0	\$0	\$0	\$0	\$0	\$0
	Miami-Dade County Transportation Surtax and Gas Tax	\$1,529,000	\$1,529,000	\$0	\$0	\$0	\$0	\$0	\$0
	Parking Surcharge 2	\$1,650,000	\$1,650,000	\$0	\$0	\$0	\$0	\$0	\$0
	Street Bonds - Series 2007	\$1,306,471	\$1,306,471	\$0	\$0	\$0	\$0	\$0	\$0
	Street Bonds - Series 2009	\$1,775,722	\$1,775,722	\$0	\$0	\$0	\$0	\$0	\$0
	Street Bonds - Series 2018C	\$12,760	\$12,760	\$0	\$0	\$0	\$0	\$0	\$0
Total Sources of Funding		\$6,991,511	\$6,991,511	\$0	\$0	\$0	\$0	\$0	\$0
Total Estimated Costs		\$6,991,511							
Total Unfunded		\$0					Funding Status:	Fully Funded	
							Actuals:	\$6,640,365	
Total Est. Annual Operating Impact		\$8,000					Encumbrances:	\$117,375	
40-P-00-0031	Coconut Grove Business Improvement District - Tree Component					District: 2			
40-B30687T						Status: Active			
Adding trees.					Phase: Administrative Close-Out				
					Est. Completion Date: December 2023				
	Citywide Landscape	\$97,105	\$97,105	\$0	\$0	\$0	\$0	\$0	\$0
Total Sources of Funding		\$97,105	\$97,105	\$0	\$0	\$0	\$0	\$0	\$0
Total Estimated Costs		\$100,000							
Total Unfunded		\$2,895					Funding Status:	Partial	
							Actuals:	\$97,105	
Total Est. Annual Operating Impact		Minimal					Encumbrances:	\$0	
40-P-20-0700	Construct Water Taxi Dock at Brickell Key					District: 2			
					Status: Future Consideration				
Construction of a 50 ft floating dock to support water taxi service at Brickell Key.					Phase: Planning				
					Est. Completion Date: September 2024				

Sources and Estimated Costs by Department

Resilience and Public Works

Project No.	Project Title	Totals	Prior Years	Current 2023-24	Future Estimates				
					2024-25	2025-26	2026-27	2027-28	2028-29
No Funding Allocated		\$0	\$0	\$0	\$0	\$0	\$0	\$0	\$0
Total Sources of Funding		\$0	\$0	\$0	\$0	\$0	\$0	\$0	\$0
Total Estimated Costs		\$83,000							
Total Unfunded		\$83,000					Funding Status:	Unfunded	
							Actuals:	\$0	
Total Est. Annual Operating Impact		\$0					Encumbrances:	\$0	
40-P-20-0491	Coral Gate Wall Installation - SW 33 Avenue					District: 4			
40-B50417						Status: Adopted			
Installation of 10 foot gray concrete wall system parallel to existing road closure located on SW 33 AVE from SW 21 ST to SW 22 ST					Phase: Administrative Close-Out				
					Est. Completion Date: December 2023				
Contribution from General Fund 3		\$164,200	\$164,200	\$0	\$0	\$0	\$0	\$0	\$0
Total Sources of Funding		\$164,200	\$164,200	\$0	\$0	\$0	\$0	\$0	\$0
Total Estimated Costs		\$164,200							
Total Unfunded		\$0					Funding Status:	Fully Funded	
							Actuals:	\$26,907	
Total Est. Annual Operating Impact		Minimal					Encumbrances:	\$12,449	
40-P-20-0439	Coral Gate Wall Maintenance					District: 4			
40-B183602						Status: Active			
Repairs to the Coral Gate Wall as needed					Phase: Planning				
					Est. Completion Date: December 2023				
Contribution from General Fund 3		\$95,000	\$95,000	\$0	\$0	\$0	\$0	\$0	\$0
Total Sources of Funding		\$95,000	\$95,000	\$0	\$0	\$0	\$0	\$0	\$0
Total Estimated Costs		\$95,000							
Total Unfunded		\$0					Funding Status:	Fully Funded	
							Actuals:	\$4,734	
Total Est. Annual Operating Impact		Minimal					Encumbrances:	\$0	
40-P-19-0216	Coral Nook Circle					District: 3			
40-B193601						Status: Active			
Roadway reconstruction and narrowing at Coral Nook Circle including drainage, curbing, ADA compliance, striping, landscaping ,signage and related improvements					Phase: Final Completion				
					Est. Completion Date: December 2023				

Sources and Estimated Costs by Department

Resilience and Public Works

Project No.	Project Title	Totals	Prior Years	Current 2023-24	Future Estimates				
					2024-25	2025-26	2026-27	2027-28	2028-29
	Contribution from General Fund 3	\$33,000	\$33,000	\$0	\$0	\$0	\$0	\$0	\$0
	Contribution from General Fund-SSL	\$100,000	\$100,000	\$0	\$0	\$0	\$0	\$0	\$0
	Contribution from Special Revenue Fund	\$560,000	\$560,000	\$0	\$0	\$0	\$0	\$0	\$0
	Miami-Dade County General Obligation Bond	\$577,811	\$577,811	\$0	\$0	\$0	\$0	\$0	\$0
	Transit Half-Cent Surtax 2	\$37,000	\$37,000	\$0	\$0	\$0	\$0	\$0	\$0
Total Sources of Funding		\$1,307,811	\$1,307,811	\$0	\$0	\$0	\$0	\$0	\$0
Total Estimated Costs		\$1,307,811							
Total Unfunded		\$0							
Total Est. Annual Operating Impact		Minimal							
							Funding Status: Fully Funded		
							<i>Actuals:</i> \$1,192,854		
							<i>Encumbrances:</i> \$48,513		

40-P-20-0315	D2 Roadway Project	District: 2
40-B193612		Status: Active
Citywide pavement resurfacing to address needed roadway improvements throughout the City		Phase: Annual Capital Refurbishme
		Est. Completion Date: September 2026

Contribution from General Fund 3	\$300,000	\$300,000	\$0	\$0	\$0	\$0	\$0	\$0
Total Sources of Funding	\$300,000	\$300,000	\$0	\$0	\$0	\$0	\$0	\$0
Total Estimated Costs	\$500,000							
Total Unfunded	\$200,000							
Total Est. Annual Operating Impact	Minimal							
							Funding Status:	Partial
							Actuals:	\$214,622
							Encumbrances:	\$0

40-P-20-0314	District 1 Roadway Project	District: 1
40-B193611		Status: Active
Citywide pavement resurfacing to address needed roadway improvements throughout the City		Phase: Annual Capital Refurbishme
		Est. Completion Date: September 2026

Sources and Estimated Costs by Department

Resilience and Public Works

Project No.	Project Title	Totals	Prior Years	Current 2023-24	Future Estimates				
					2024-25	2025-26	2026-27	2027-28	2028-29
	Contribution from General Fund 3	\$300,000	\$300,000	\$0	\$0	\$0	\$0	\$0	\$0
	Contribution from Special Revenue Fund	\$66,342	\$66,342	\$0	\$0	\$0	\$0	\$0	\$0
Total Sources of Funding		\$366,342	\$366,342	\$0	\$0	\$0	\$0	\$0	\$0
Total Estimated Costs		\$500,000							
Total Unfunded		\$133,658					Funding Status:	Partial	
							Actuals:	\$0	
Total Est. Annual Operating Impact		Minimal					Encumbrances:	\$0	
40-P-20-0313	District 1 Tree Funded Projects					District: 1			
40-B30611T						Status: Active			
Purchase of trees and other landscaping within District 1					Phase: Annual Capital Refurbishme				
					Est. Completion Date: September 2026				
	Citywide Landscape	\$58,823	\$58,823	\$0	\$0	\$0	\$0	\$0	\$0
Total Sources of Funding		\$58,823	\$58,823	\$0	\$0	\$0	\$0	\$0	\$0
Total Estimated Costs		\$200,000							
Total Unfunded		\$141,177					Funding Status:	Partial	
							Actuals:	\$58,823	
Total Est. Annual Operating Impact		Minimal					Encumbrances:	\$0	
40-P-20-0318	District 1Parks, Streets, and Lighting Improvements					District: 1			
40-B40711						Status: Active			
Parks, Streets, and Lighting Improvements					Phase: Annual Capital Refurbishme				
					Est. Completion Date: September 2026				
	Contribution from General Fund 3	\$1,891,567	\$1,891,567	\$0	\$0	\$0	\$0	\$0	\$0
Total Sources of Funding		\$1,891,567	\$1,891,567	\$0	\$0	\$0	\$0	\$0	\$0
Total Estimated Costs		\$1,891,567							
Total Unfunded		\$0					Funding Status:	Fully Funded	
							Actuals:	\$0	
Total Est. Annual Operating Impact		Minimal					Encumbrances:	\$0	

Sources and Estimated Costs by Department

Resilience and Public Works

Project No.	Project Title	Totals	Prior Years	Current 2023-24	Future Estimates				
					2024-25	2025-26	2026-27	2027-28	2028-29
40-P-00-0248	District 2 - Increase Downtown Lighting								
40-B17361									
<i>Lighting beautification within the Downtown neighborhood</i>							District: 2		
							Status: Active		
							Phase: Final Completion		
							Est. Completion Date: December 2023		
Parking Surcharge 2		\$200,000	\$200,000	\$0	\$0	\$0	\$0	\$0	\$0
Transit Half-Cent Surtax 2		\$35,000	\$35,000	\$0	\$0	\$0	\$0	\$0	\$0
Total Sources of Funding		\$235,000	\$235,000	\$0	\$0	\$0	\$0	\$0	\$0
Total Estimated Costs		\$235,000							
Total Unfunded		\$0					Funding Status: Fully Funded		
							Actuals:	\$206,563	
Total Est. Annual Operating Impact		Minimal					Encumbrances:	\$9,756	
40-P-20-0309	District 2 Park, Street, and Lighting Improvements								
40-B40712									
<i>Parks, Streets, and Lighting Improvements</i>							District: 2		
							Status: Active		
							Phase: Annual Capital Refurbishme		
							Est. Completion Date: September 2026		
Contribution from General Fund 3		\$1,446,057	\$1,446,057	\$0	\$0	\$0	\$0	\$0	\$0
Total Sources of Funding		\$1,446,057	\$1,446,057	\$0	\$0	\$0	\$0	\$0	\$0
Total Estimated Costs		\$1,446,057							
Total Unfunded		\$0					Funding Status: Fully Funded		
							Actuals:	\$224,833	
Total Est. Annual Operating Impact		Minimal					Encumbrances:	\$0	
40-P-20-0301	District 3 Roadway Project								
40-B193613									
<i>Citywide pavement resurfacing to address needed roadway improvements throughout the City</i>							District: 3		
							Status: Active		
							Phase: Annual Capital Refurbishme		
							Est. Completion Date: September 2026		

Sources and Estimated Costs by Department

Resilience and Public Works

Project No.	Project Title	Totals	Prior Years	Current 2023-24	Future Estimates				
					2024-25	2025-26	2026-27	2027-28	2028-29
Contribution from General Fund 3		\$267,000	\$267,000	\$0	\$0	\$0	\$0	\$0	\$0
Contribution from Special Revenue Fund		\$21,528	\$21,528	\$0	\$0	\$0	\$0	\$0	\$0
Total Sources of Funding		\$288,528	\$288,528	\$0	\$0	\$0	\$0	\$0	\$0
Total Estimated Costs		\$288,528							
Total Unfunded		\$0					Funding Status: Fully Funded		
							<i>Actuals:</i>	\$0	
Total Est. Annual Operating Impact		Minimal					<i>Encumbrances:</i>	\$0	
40-P-21-0049	District 3 Traffic Calming Device at SW 12 Street between SW 16 Avenue and SW 17 Avenue						District: 3		
40-B223600							Status: Active		
	<i>Design and construction of one traffic calming device</i>						Phase: Construction		
							Est. Completion Date: December 2023		
Transit Half-Cent Surtax 2		\$57,000	\$57,000	\$0	\$0	\$0	\$0	\$0	\$0
Total Sources of Funding		\$57,000	\$57,000	\$0	\$0	\$0	\$0	\$0	\$0
Total Estimated Costs		\$57,000							
Total Unfunded		\$0					Funding Status: Fully Funded		
							<i>Actuals:</i>	\$39,526	
Total Est. Annual Operating Impact		Minimal					<i>Encumbrances:</i>	\$14,813	
40-P-20-0464	District 4 Miscellaneous Pavement Improvement						District: 4		
40-B203607							Status: Adopted		
	<i>Pavement resurfacing for locations I District 4</i>						Phase: Planning		
							Est. Completion Date: December 2023		
Contribution from General Fund 3		\$299,517	\$299,517	\$0	\$0	\$0	\$0	\$0	\$0
Contribution from General Fund-SSL		\$8,355	\$8,355	\$0	\$0	\$0	\$0	\$0	\$0
Total Sources of Funding		\$307,872	\$307,872	\$0	\$0	\$0	\$0	\$0	\$0
Total Estimated Costs		\$307,872							
Total Unfunded		\$0					Funding Status: Partial		
							<i>Actuals:</i>	\$0	
Total Est. Annual Operating Impact		Minimal					<i>Encumbrances:</i>	\$0	

Sources and Estimated Costs by Department

Resilience and Public Works

Project No.	Project Title	Totals	Prior Years	Current 2023-24	Future Estimates				
					2024-25	2025-26	2026-27	2027-28	2028-29
40-P-20-0311	District 4 Parks, Streets, and Lighting Improvements								
40-B40714									
<i>Parks, Streets, and Lighting Improvements</i>							District: 4		
							Status: Active		
							Phase: Annual Capital Refurbishme		
							Est. Completion Date: September 2026		
Contribution from General Fund 3		\$1,266,000	\$1,266,000	\$0	\$0	\$0	\$0	\$0	\$0
Total Sources of Funding		\$1,266,000	\$1,266,000	\$0	\$0	\$0	\$0	\$0	\$0
Total Estimated Costs		\$1,266,000							
Total Unfunded		\$0					Funding Status: Fully Funded		
							<i>Actuals:</i> \$227,160		
Total Est. Annual Operating Impact		Minimal					<i>Encumbrances:</i> \$0		
40-P-20-0316	District 4 Roadway Project								
40-B193614									
<i>Citywide pavement resurfacing to address needed roadway improvements throughout the City</i>							District: 4		
							Status: Active		
							Phase: Annual Capital Refurbishme		
							Est. Completion Date: September 2026		
Contribution from Special Revenue Fund		\$32,061	\$32,061	\$0	\$0	\$0	\$0	\$0	\$0
Total Sources of Funding		\$32,061	\$32,061	\$0	\$0	\$0	\$0	\$0	\$0
Total Estimated Costs		\$500,000							
Total Unfunded		\$467,939					Funding Status: Partial		
							<i>Actuals:</i> \$0		
Total Est. Annual Operating Impact		Minimal					<i>Encumbrances:</i> \$0		
40-P-20-0269	District 4 Traffic Calming								
40-B203608									
<i>Design and Construction of Traffic Calming Devices in 19 locations</i>							District: 4		
							Status: Active		
							Phase: Construction		
							Est. Completion Date: December 2023		

Sources and Estimated Costs by Department

Resilience and Public Works

Project No.	Project Title	Totals	Prior Years	Current 2023-24	Future Estimates				
					2024-25	2025-26	2026-27	2027-28	2028-29
	Contribution from General Fund 3	\$447,554	\$447,554	\$0	\$0	\$0	\$0	\$0	\$0
	Contribution from General Fund-SSL	\$159,000	\$159,000	\$0	\$0	\$0	\$0	\$0	\$0
	Contribution from Special Revenue Fund	\$54,219	\$54,219	\$0	\$0	\$0	\$0	\$0	\$0
	Parking Surcharge 2	\$25,484	\$425,484	\$0	\$0	\$0	\$0	\$0	\$0
	Street Bonds - Series 2018C	\$6,684	\$6,684	\$0	\$0	\$0	\$0	\$0	\$0
Total Sources of Funding		\$692,940	\$1,092,940	\$0	\$0	\$0	\$0	\$0	\$0
Total Estimated Costs		\$692,939							
Total Unfunded		\$0							
Total Est. Annual Operating Impact		Minimal							
							Funding Status: Fully Funded		
							<i>Actuals:</i> \$486,914		
							<i>Encumbrances:</i> \$89,152		

40-P-20-0305 District 4 Tree Funded Projects		District: 4							
40-B30614T		Status: Active							
Purchase of trees and other landscaping within District 4		Phase: Annual Capital Refurbishme							
		Est. Completion Date: September 2026							
	Citywide Landscape	\$61,265	\$61,265	\$0	\$0	\$0	\$0	\$0	\$0
Total Sources of Funding		\$61,265	\$61,265	\$0	\$0	\$0	\$0	\$0	\$0
Total Estimated Costs		\$315,930							
Total Unfunded		\$254,665							
Total Est. Annual Operating Impact		Minimal							
							Funding Status: Partial		
							<i>Actuals:</i> \$61,265		
							<i>Encumbrances:</i> \$0		

40-P-17-0257 District 5 Neighborhood Signage and Wayfinding		District: 5							
40-B17364		Status: Active							
Neighborhood Signage and Wayfinding within District 5		Phase: Construction							
		Est. Completion Date: December 2023							

Sources and Estimated Costs by Department

Resilience and Public Works

Project No.	Project Title	Totals	Prior Years	Current 2023-24	Future Estimates				
					2024-25	2025-26	2026-27	2027-28	2028-29
	Contribution from General Fund 3	\$201,953	\$201,953	\$0	\$0	\$0	\$0	\$0	\$0
	Local Option Gas Tax 1	\$13,000	\$13,000	\$0	\$0	\$0	\$0	\$0	\$0
	Transit Half-Cent Surtax 2	\$9,282	\$9,282	\$0	\$0	\$0	\$0	\$0	\$0
Total Sources of Funding		\$224,235	\$224,235	\$0	\$0	\$0	\$0	\$0	\$0
Total Estimated Costs		\$284,235							
Total Unfunded		\$60,000					Funding Status: Partial		
Total Est. Annual Operating Impact		Minimal					<i>Actuals:</i> \$188,642		
							<i>Encumbrances:</i> \$34,521		
40-P-20-0320	District 5 Park, Street, and Lighting Improvement						District: 5		
40-B40715							Status: Active		
	<i>Parks, Streets, and Lighting Improvements</i>						Phase: Annual Capital Refurbishme		
							Est. Completion Date: September 2026		
	Contribution from General Fund 3	\$420,466	\$420,466	\$0	\$0	\$0	\$0	\$0	\$0
Total Sources of Funding		\$420,466	\$420,466	\$0	\$0	\$0	\$0	\$0	\$0
Total Estimated Costs		\$420,466							
Total Unfunded		\$0					Funding Status: Fully Funded		
Total Est. Annual Operating Impact		Minimal					<i>Actuals:</i> \$0		
							<i>Encumbrances:</i> \$0		
40-P-17-0159	District 5 Shorecrest Drainage Improvements						District: 5		
40-B17365							Status: Active		
	<i>Surveying work, Drainage Study Report and Develop a Capital Plan. Design and construction of roadway and drainage improvements for Shorecrest neighborhood</i>						Phase: Design		
							Est. Completion Date: December 2023		
	Parking Surcharge 2	\$1,260,000	\$1,260,000	\$0	\$0	\$0	\$0	\$0	\$0
	Transit Half-Cent Surtax 2	\$500,000	\$500,000	\$0	\$0	\$0	\$0	\$0	\$0
Total Sources of Funding		\$1,760,000	\$1,760,000	\$0	\$0	\$0	\$0	\$0	\$0
Total Estimated Costs		\$2,000,000							
Total Unfunded		\$240,000					Funding Status: Partial		
Total Est. Annual Operating Impact		Minimal					<i>Actuals:</i> \$799,883		
							<i>Encumbrances:</i> \$958,618		

Sources and Estimated Costs by Department

Resilience and Public Works

Project No.	Project Title	Totals	Prior Years	Current 2023-24	Future Estimates				
					2024-25	2025-26	2026-27	2027-28	2028-29
40-P-20-0306	District 5 Tree Funded Project								
40-B30615T									
<i>Purchase of trees and other landscaping within District</i>							District: 5		
							Status: Active		
							Phase: Annual Capital Refurbishme		
							Est. Completion Date: September 2026		
Citywide Landscape		\$171,525	\$171,525	\$0	\$0	\$0	\$0	\$0	\$0
Total Sources of Funding		\$171,525	\$171,525	\$0	\$0	\$0	\$0	\$0	\$0
Total Estimated Costs		\$184,025							
Total Unfunded		\$12,500					Funding Status: Partial		
							Actuals: \$12,830		
Total Est. Annual Operating Impact		Minimal					Encumbrances: \$0		
40-P-00-0121	Dorsey Park Neighborhood Roadway Improvements								
40-B50907									
<i>NE Overtown roadway improvements. Milling and resurfacing, replacement of damaged curb and gutter, replacement of damaged sidewalk, miscellaneous drainage, ADA ramps and signing and pavement markings.</i>							District: 5		
							Status: Active		
							Phase: Final Completion		
							Est. Completion Date: December 2023		
Local Option Gas Tax 1		\$212,137	\$212,137	\$0	\$0	\$0	\$0	\$0	\$0
Street Bonds - Series 2009		\$180,935	\$180,935	\$0	\$0	\$0	\$0	\$0	\$0
Street Bonds - Series 2018C		\$472,911	\$472,911	\$0	\$0	\$0	\$0	\$0	\$0
Transit Half-Cent Surtax 2		\$309,287	\$309,287	\$0	\$0	\$0	\$0	\$0	\$0
Total Sources of Funding		\$1,175,270	\$1,175,270	\$0	\$0	\$0	\$0	\$0	\$0
Total Estimated Costs		\$1,175,270							
Total Unfunded		\$0					Funding Status: Fully Funded		
							Actuals: \$1,015,793		
Total Est. Annual Operating Impact		Minimal					Encumbrances: \$138,511		
40-P-00-0046	Downtown Miami Signage and Wayfinding System								
40-B30941									
<i>Project developed based on the DDA Signage and Wayfinding study. Through a FDOT Transportation Enhancement Grant, the City will finalize the design and install the wayfinding signs throughout the DDA area.</i>							District: Citywide		
							Status: Active		
							Phase: Construction		
							Est. Completion Date: December 2023		

Sources and Estimated Costs by Department

Resilience and Public Works

Project No.	Project Title	Totals	Prior Years	Current 2023-24	Future Estimates				
					2024-25	2025-26	2026-27	2027-28	2028-29
	Contribution from Special Revenue Fund	\$4,421	\$4,421	\$0	\$0	\$0	\$0	\$0	\$0
	Downtown Development Authority	\$500,000	\$500,000	\$0	\$0	\$0	\$0	\$0	\$0
	Downtown Developmental Regional Impact (DDRI) 1	\$304,876	\$304,876	\$0	\$0	\$0	\$0	\$0	\$0
	Florida Department of Transportation	\$1,000,000	\$1,000,000	\$0	\$0	\$0	\$0	\$0	\$0
	Parking Surcharge 2	\$501,932	\$501,932	\$0	\$0	\$0	\$0	\$0	\$0
Total Sources of Funding		\$2,311,229	\$2,311,229	\$0	\$0	\$0	\$0	\$0	\$0
Total Estimated Costs		\$2,406,808							
Total Unfunded		\$95,579					Funding Status:	Partial	
							<i>Actuals:</i>	\$1,558,611	
Total Est. Annual Operating Impact		Minimal					<i>Encumbrances:</i>	\$566,541	

40-P-23-0011	Downtown Superblock Sidewalk Replacement and Lighting Replacement							District: 2	
								Status: Active	
								Phase: Planning	
	<i>Remove existing coquina pavers and replace with concrete sidewalks per City standards. Remove existing street lighting and replace with city standard light poles.</i>							Est. Completion Date: March 2025	
No Funding Allocated		\$0	\$0	\$0	\$0	\$0	\$0	\$0	\$0
Total Sources of Funding		\$0	\$0	\$0	\$0	\$0	\$0	\$0	\$0
Total Estimated Costs		\$2,800,000							
Total Unfunded		\$2,800,000					Funding Status:	Unfunded	
							<i>Actuals:</i>	\$0	
Total Est. Annual Operating Impact		Minimal					<i>Encumbrances:</i>	\$0	

40-P-20-0264	Drainage Improvements at NE 10 Avenue South of NE 79 Street							District: 5	
40-B203609								Status: Active	
								Phase: Design	
	<i>Road reconstruction, drainage improvements, new sidewalks, ADA compliant ramps, new curb and gutter, new valley gutter, driveway approaches, swale restoration, pavement markings and signage at NE 10 Ave. South of NE 79 St</i>							Est. Completion Date: December 2023	

Sources and Estimated Costs by Department

Resilience and Public Works

Project No.	Project Title	Totals	Prior Years	Current 2023-24	Future Estimates				
					2024-25	2025-26	2026-27	2027-28	2028-29
	Miami-Dade County General Obligation Bond	\$350,000	\$350,000	\$0	\$0	\$0	\$0	\$0	\$0
	Parking Surcharge 2	\$240,000	\$240,000	\$0	\$0	\$0	\$0	\$0	\$0
Total Sources of Funding		\$590,000	\$590,000	\$0	\$0	\$0	\$0	\$0	\$0
Total Estimated Costs		\$5,155,365							
Total Unfunded		\$4,565,365					Funding Status:	Partial	
Total Est. Annual Operating Impact		Minimal					<i>Actuals:</i>	\$143,735	
							<i>Encumbrances:</i>	\$46,378	
40-P-20-0600	Drainage Infrastructure							District: Citywide	
								Status: Future Consideration	
	<i>Drainage Infrastructure</i>							Phase: Planning	
								Est. Completion Date: September 2026	
	No Funding Allocated	\$0	\$0	\$0	\$0	\$0	\$0	\$0	\$0
Total Sources of Funding		\$0	\$0	\$0	\$0	\$0	\$0	\$0	\$0
Total Estimated Costs		\$200,000,000							
Total Unfunded		\$200,000,000					Funding Status:	Unfunded	
Total Est. Annual Operating Impact		\$0					<i>Actuals:</i>	\$0	
							<i>Encumbrances:</i>	\$0	
40-P-22-0039	East Flagami Flood Mitigation (Pump Station)							District: 4	
40-B223801								Status: Adopted	
	<i>Flooding and right-of-way improvements including new and upsized stormwater inlets and pipes, exfiltration trenches, and a new stormwater pump station with injection wells.</i>							Phase: Planning	
								Est. Completion Date: September 2026	
	Miami Forever Bonds - Sea Level S2A	\$15,000,000	\$15,000,000	\$0	\$0	\$0	\$0	\$0	\$0
Total Sources of Funding		\$15,000,000	\$15,000,000	\$0	\$0	\$0	\$0	\$0	\$0
Total Estimated Costs		\$15,000,000							
Total Unfunded		\$0					Funding Status:	Fully Funded	
Total Est. Annual Operating Impact		Minimal					<i>Actuals:</i>	\$0	
							<i>Encumbrances:</i>	\$0	

Sources and Estimated Costs by Department

Resilience and Public Works

Project No.	Project Title	Totals	Prior Years	Current 2023-24	Future Estimates				
					2024-25	2025-26	2026-27	2027-28	2028-29
40-P-20-0440	Electronic Right-of-Way Permit Processing								
40-B30448									
<i>Electronic Permit Processing for Right-of Way Road Closure Permits and Inspection</i>							District: Citywide		
							Status: Active		
							Phase: Planning		
							Est. Completion Date: December 2023		
Contribution from Special Revenue Fund		\$840,000	\$840,000	\$0	\$0	\$0	\$0	\$0	\$0
Total Sources of Funding		\$840,000	\$840,000	\$0	\$0	\$0	\$0	\$0	\$0
Total Estimated Costs		\$900,000							
Total Unfunded		\$60,000					Funding Status: Partial		
							<i>Actuals:</i> \$410,043		
Total Est. Annual Operating Impact		Minimal					<i>Encumbrances:</i> \$0		
40-P-00-0001	Englewood Road and Storm Sewer Improvements - Phase IV								
40-B30011									
<i>Drainage improvements, pavement restoration, new curb and gutter, driveway approach repairs, and swale restoration</i>							District: 4		
							Status: Active		
							Phase: Final Completion		
							Est. Completion Date: December 2023		
Contribution from General Fund-SSL		\$28,834	\$28,834	\$0	\$0	\$0	\$0	\$0	\$0
Miami-Dade County		\$681,000	\$681,000	\$0	\$0	\$0	\$0	\$0	\$0
Miami-Dade County General Obligation Bond		\$2,508,729	\$2,508,729	\$0	\$0	\$0	\$0	\$0	\$0
Stormwater Utility Trust Fund 2008		\$273,961	\$273,961	\$0	\$0	\$0	\$0	\$0	\$0
Street Bonds - Series 2007		\$1,640,268	\$1,640,268	\$0	\$0	\$0	\$0	\$0	\$0
Transit Half-Cent Surtax 2		\$621,609	\$621,609	\$0	\$0	\$0	\$0	\$0	\$0
Total Sources of Funding		\$5,754,401	\$5,754,401	\$0	\$0	\$0	\$0	\$0	\$0
Total Estimated Costs		\$5,754,401							
Total Unfunded		\$0					Funding Status: Fully Funded		
							<i>Actuals:</i> \$5,754,378		
Total Est. Annual Operating Impact		Minimal					<i>Encumbrances:</i> \$0		
40-P-20-0468	FDEP Drainage Wells Compliance								
40-B30700									
<i>Preparation of design-build criteria package and permit requirements for auger well abandonment Citywide</i>							District: Citywide		
							Status: Adopted		
							Phase: Planning		
							Est. Completion Date: December 2023		

Sources and Estimated Costs by Department

Resilience and Public Works

Project No.	Project Title	Totals	Prior Years	Current 2023-24	Future Estimates				
					2024-25	2025-26	2026-27	2027-28	2028-29
Contribution from General Fund 3		\$150,000	\$150,000	\$0	\$0	\$0	\$0	\$0	\$0
Local Option Gas Tax 1		\$500,000	\$500,000	\$0	\$0	\$0	\$0	\$0	\$0
Stormwater Utility Trust Fund 2008		\$904,934	\$904,934	\$0	\$0	\$0	\$0	\$0	\$0
Total Sources of Funding		\$1,554,934	\$1,554,934	\$0	\$0	\$0	\$0	\$0	\$0
Total Estimated Costs		\$1,554,934							
Total Unfunded		\$0							
Total Est. Annual Operating Impact		Minimal							
					Funding Status: Fully Funded Actuals: \$1,477,616 Encumbrances: \$57,988				
40-P-18-0172	First Presbyterian Church - Baywalk - Phase I and Phase II								
40-B183401									
Design and Construction of baywalk located at the First Presbyterian Church					District: 2 Status: Active Phase: Construction Est. Completion Date: December 2023				
Contribution from General Fund 3		\$1,317,455	\$1,317,455	\$0	\$0	\$0	\$0	\$0	\$0
Florida Inland Navigation District		\$725,484	\$725,484	\$0	\$0	\$0	\$0	\$0	\$0
Total Sources of Funding		\$2,042,939	\$2,042,939	\$0	\$0	\$0	\$0	\$0	\$0
Total Estimated Costs		\$2,042,939							
Total Unfunded		\$0							
Total Est. Annual Operating Impact		Minimal							
					Funding Status: Fully Funded Actuals: \$1,668,579 Encumbrances: \$349,689				
40-P-20-0489	Flagami Area Milling and Resurfacing								
40-B17368									
Area wide project					District: 4 Status: Adopted Phase: Planning Est. Completion Date: December 2023				
Transit Half-Cent Surtax 2		\$500,000	\$500,000	\$0	\$0	\$0	\$0	\$0	\$0
Total Sources of Funding		\$500,000	\$500,000	\$0	\$0	\$0	\$0	\$0	\$0
Total Estimated Costs		\$500,000							
Total Unfunded		\$0							
Total Est. Annual Operating Impact		Minimal							
					Funding Status: Fully Funded Actuals: \$157 Encumbrances: \$0				

Resilience and Public Works

317

Sources and Estimated Costs by Department

Resilience and Public Works

Project No.	Project Title	Totals	Prior Years	Current 2023-24	Future Estimates				
					2024-25	2025-26	2026-27	2027-28	2028-29
	Downtown Development Authority	\$1,000,000	\$1,000,000	\$0	\$0	\$0	\$0	\$0	\$0
	Downtown Developmental Regional Impact (DDRI) 1	\$1,540,250	\$1,540,250	\$0	\$0	\$0	\$0	\$0	\$0
	Local Option Gas Tax 2	\$53,936	\$53,936	\$0	\$0	\$0	\$0	\$0	\$0
	Miami-Dade County General Obligation Bond	\$6,000,000	\$6,000,000	\$0	\$0	\$0	\$0	\$0	\$0
	Parking Surcharge 2	\$6,390,956	\$6,390,956	\$0	\$0	\$0	\$0	\$0	\$0
	Special Assessment District - Flagler Street	\$898,401	\$898,401	\$0	\$0	\$0	\$0	\$0	\$0
	Street Bonds - Series 2007	\$233,798	\$233,798	\$0	\$0	\$0	\$0	\$0	\$0
	Street Bonds - Series 2009	\$5,886,303	\$5,886,303	\$0	\$0	\$0	\$0	\$0	\$0
	Street Bonds - Series 2018C	\$2,792,521	\$2,792,521	\$0	\$0	\$0	\$0	\$0	\$0
	Transit Half-Cent Surtax 1	\$50,000	\$50,000	\$0	\$0	\$0	\$0	\$0	\$0
	Transit Half-Cent Surtax 2	\$2,824,823	\$2,824,823	\$0	\$0	\$0	\$0	\$0	\$0
Total Sources of Funding		\$27,670,986	\$27,670,986	\$0	\$0	\$0	\$0	\$0	\$0
Total Estimated Costs		\$30,567,631							
Total Unfunded		\$2,896,645					Funding Status:	Partial	
							Actuals:	\$21,708,873	
Total Est. Annual Operating Impact		Minimal					Encumbrances:	\$3,840,576	
40-P-20-0657	Golden Pines - Roadway Reconstruction and Widening - 6 Street Segments						District: 4		
							Status: Future Consideration		
	Reconstruct six street segments including pavement, drainage and curbs.						Phase: Planning		
							Est. Completion Date: September 2024		
No Funding Allocated		\$0	\$0	\$0	\$0	\$0	\$0	\$0	\$0
Total Sources of Funding		\$0	\$0	\$0	\$0	\$0	\$0	\$0	\$0
Total Estimated Costs		\$6,505,416							
Total Unfunded		\$6,505,416					Funding Status:	Unfunded	
							Actuals:	\$0	
Total Est. Annual Operating Impact		\$0					Encumbrances:	\$0	
40-P-20-0488	Golden Pines Neighborhood Speed Tables						District: 4		
40-B173654							Status: Adopted		
	Construction of speed tables located in the Golden Pines Neighborhood						Phase: Administrative Close-Out		
							Est. Completion Date: December 2023		

Sources and Estimated Costs by Department

Resilience and Public Works

Project No.	Project Title	Totals	Prior Years	Current 2023-24	Future Estimates				
					2024-25	2025-26	2026-27	2027-28	2028-29
	Contribution from General Fund-SSL	\$30,000	\$30,000	\$0	\$0	\$0	\$0	\$0	\$0
	Transit Half-Cent Surtax 2	\$22,953	\$22,953	\$0	\$0	\$0	\$0	\$0	\$0
Total Sources of Funding		\$52,953	\$52,953	\$0	\$0	\$0	\$0	\$0	\$0
Total Estimated Costs		\$52,953							
Total Unfunded		\$0							
Total Est. Annual Operating Impact		Minimal							
40-P-00-0059	Grove Park Road Improvements - Phase II						District: 3		
40-B40347							Status: Active		
Pavement restoration, new curb and gutter, sidewalk repairs, drainage improvements, ADA compliant ramps, and surface restoration						Phase: Final Completion			
						Est. Completion Date: December 2023			
	Contribution from General Fund 3	\$78,000	\$78,000	\$0	\$0	\$0	\$0	\$0	\$0
	Miami-Dade County General Obligation Bond	\$2,840,000	\$2,840,000	\$0	\$0	\$0	\$0	\$0	\$0
	Miami-Dade County WASD	\$51,300	\$51,300	\$0	\$0	\$0	\$0	\$0	\$0
	Miami-Dade County WASD	\$684,449	\$684,449	\$0	\$0	\$0	\$0	\$0	\$0
	Stormwater Utility Trust Fund 2008	\$55,649	\$55,649	\$0	\$0	\$0	\$0	\$0	\$0
	Street Bonds - Series 2007	\$20,990	\$20,990	\$0	\$0	\$0	\$0	\$0	\$0
	Street Bonds - Series 2009	\$901,384	\$901,384	\$0	\$0	\$0	\$0	\$0	\$0
	Street Bonds - Series 2018C	\$65,946	\$65,946	\$0	\$0	\$0	\$0	\$0	\$0
	Transit Half-Cent Surtax 2	\$162,537	\$162,537	\$0	\$0	\$0	\$0	\$0	\$0
Total Sources of Funding		\$4,860,254	\$4,860,254	\$0	\$0	\$0	\$0	\$0	\$0
Total Estimated Costs		\$3,164,346							
Total Unfunded		(\$1,695,908)							
Total Est. Annual Operating Impact		Minimal							
40-P-17-0156	Hilola Street Roadway Improvements						District: 3		
40-B173639							Status: Active		
Milling and resurfacing, Drainage Improvements, ADA ramps and pavement markings, Replace damaged concrete sidewalks, Miscelaneous landscape (sod, bushes)						Phase: Administrative Close-Out			
						Est. Completion Date: December 2023			

Sources and Estimated Costs by Department

Resilience and Public Works

Project No.	Project Title	Totals	Prior Years	Current 2023-24	Future Estimates				
					2024-25	2025-26	2026-27	2027-28	2028-29
	Stormwater Utility Trust Fund 2008	\$50,000	\$50,000	\$0	\$0	\$0	\$0	\$0	\$0
	Transit Half-Cent Surtax 1	\$281,378	\$281,378	\$0	\$0	\$0	\$0	\$0	\$0
	Transit Half-Cent Surtax 2	\$51,138	\$51,138	\$0	\$0	\$0	\$0	\$0	\$0
Total Sources of Funding		\$382,516	\$382,516	\$0	\$0	\$0	\$0	\$0	\$0
Total Estimated Costs		\$382,516							
Total Unfunded		\$0					Funding Status:	Fully Funded	
							Actuals:	\$381,440	
Total Est. Annual Operating Impact		Minimal					Encumbrances:	\$1,076	
40-P-19-0221	I-395 Open Space and Mobility Connectivity Project						District: Citywide		
40-B193621							Status: Active		
Project is under and around the area of the I-395						Phase: Planning			
						Est. Completion Date: December 2023			
	Contribution from General Fund 3	\$540,000	\$540,000	\$0	\$0	\$0	\$0	\$0	\$0
	Downtown Development Authority	\$50,000	\$50,000	\$0	\$0	\$0	\$0	\$0	\$0
	Downtown Developmental Regional Impact (DDRI) 1	\$475,000	\$475,000	\$0	\$0	\$0	\$0	\$0	\$0
	Downtown Developmental Regional Impact (DDRI) 2	\$85,000	\$85,000	\$0	\$0	\$0	\$0	\$0	\$0
	Miami Parking Authority	\$50,000	\$50,000	\$0	\$0	\$0	\$0	\$0	\$0
	OMNI CRA Contribution	\$150,000	\$150,000	\$0	\$0	\$0	\$0	\$0	\$0
	Parking Surcharge 2	\$500,000	\$500,000	\$0	\$0	\$0	\$0	\$0	\$0
	Transit Half-Cent Surtax 2	\$250,000	\$250,000	\$0	\$0	\$0	\$0	\$0	\$0
Total Sources of Funding		\$2,100,000	\$2,100,000	\$0	\$0	\$0	\$0	\$0	\$0
Total Estimated Costs		\$2,100,000							
Total Unfunded		\$0					Funding Status:	Fully Funded	
							Actuals:	\$1,485,104	
Total Est. Annual Operating Impact		Minimal					Encumbrances:	\$135,272	
40-P-21-0009	Immediate Flood Control City-Wide Project						District: Citywide		
40-B193800A							Status: Active		
Install backflow prevention valves. Work may include replacement or lining of outfall pipes and upstream structures						Phase: Administrative Close-Out			
						Est. Completion Date: December 2023			

Sources and Estimated Costs by Department

Resilience and Public Works

Project No.	Project Title	Totals	Prior Years	Current 2023-24	Future Estimates				
					2024-25	2025-26	2026-27	2027-28	2028-29
Miami-Dade County General Obligation Bond		\$1,514,000	\$1,514,000	\$0	\$0	\$0	\$0	\$0	\$0
Total Sources of Funding		\$1,514,000	\$1,514,000	\$0	\$0	\$0	\$0	\$0	\$0
Total Estimated Costs		\$1,514,000							
Total Unfunded		\$0							
Total Est. Annual Operating Impact		Minimal							
40-P-19-0224 Improve Drainage Outside of Priority Drainage Basins - Phase I 40-B193801 <i>Improvement of drainage outside of priority drainage basins - Phase I</i>					District: Citywide Status: Active Phase: Construction Est. Completion Date: December 2023				
Miami Forever Bonds - Sea Level S1A		\$2,300,000	\$2,300,000	\$0	\$0	\$0	\$0	\$0	\$0
Total Sources of Funding		\$2,300,000	\$2,300,000	\$0	\$0	\$0	\$0	\$0	\$0
Total Estimated Costs		\$2,300,000							
Total Unfunded		\$0							
Total Est. Annual Operating Impact		Minimal							
40-P-20-0441 Increase Overtown Lighting 40-B17362 <i>Lighting beautification within the Overtown neighborhood</i>					District: 5 Status: Active Phase: Planning Est. Completion Date: December 2023				
Contribution from General Fund 3		\$200,000	\$200,000	\$0	\$0	\$0	\$0	\$0	\$0
Total Sources of Funding		\$200,000	\$200,000	\$0	\$0	\$0	\$0	\$0	\$0
Total Estimated Costs		\$200,000							
Total Unfunded		\$0							
Total Est. Annual Operating Impact		Minimal							
40-P-17-0155 Kiaora Street Roadway Improvements 40-B173636 <i>Milling and resurfacing, localized pavement repairs, drainage improvements, swale regrading and sodding, pavement marking and signage, misc. asphalt driveway approach.</i>					District: 2 Status: Active Phase: Administrative Close-Out Est. Completion Date: December 2023				

Sources and Estimated Costs by Department

Resilience and Public Works

Project No.	Project Title	Totals	Prior Years	Current 2023-24	Future Estimates				
					2024-25	2025-26	2026-27	2027-28	2028-29
	Local Option Gas Tax 1	\$100,072	\$100,072	\$0	\$0	\$0	\$0	\$0	\$0
	Local Option Gas Tax 2	\$10,000	\$10,000	\$0	\$0	\$0	\$0	\$0	\$0
	Stormwater Utility Trust Fund 2008	\$50,000	\$50,000	\$0	\$0	\$0	\$0	\$0	\$0
	Transit Half-Cent Surtax 1	\$2,832	\$2,832	\$0	\$0	\$0	\$0	\$0	\$0
	Transit Half-Cent Surtax 2	\$37,847	\$37,847	\$0	\$0	\$0	\$0	\$0	\$0
Total Sources of Funding		\$200,751	\$200,751	\$0	\$0	\$0	\$0	\$0	\$0
Total Estimated Costs		\$476,813							
Total Unfunded		\$276,062					Funding Status:	Partial	
							Actuals:	\$200,751	
Total Est. Annual Operating Impact		Minimal					Encumbrances:	\$0	
40-P-21-0012	Kinloch Roadway Neighborhood Improvements					District: 4			
40-B213606						Status: Active			
Roadway reconstruction of NW 3rd Street from NW 47 to 48 Avenue					Phase: Design				
					Est. Completion Date: December 2023				
	Contribution from General Fund-SSL	\$480,381	\$480,381	\$0	\$0	\$0	\$0	\$0	\$0
	Transit Half-Cent Surtax 2	\$19,619	\$19,619	\$0	\$0	\$0	\$0	\$0	\$0
Total Sources of Funding		\$500,000	\$500,000	\$0	\$0	\$0	\$0	\$0	\$0
Total Estimated Costs		\$847,985							
Total Unfunded		\$347,985					Funding Status:	Partial	
							Actuals:	\$102,116	
Total Est. Annual Operating Impact		Minimal					Encumbrances:	\$59,098	
40-P-00-0088	Kirk Street Swale - Tree Component					District: 2			
40-B50204T						Status: On-Hold			
Kirk Street Improvements - Tree planting component for project B-50204A.					Phase: Design				
					Est. Completion Date: December 2023				
	Citywide Landscape	\$5,000	\$5,000	\$0	\$0	\$0	\$0	\$0	\$0
Total Sources of Funding		\$5,000	\$5,000	\$0	\$0	\$0	\$0	\$0	\$0
Total Estimated Costs		\$5,000							
Total Unfunded		\$0					Funding Status:	Fully Funded	
							Actuals:	\$0	
Total Est. Annual Operating Impact		Minimal					Encumbrances:	\$0	

Sources and Estimated Costs by Department

Resilience and Public Works

Project No.	Project Title	Totals	Prior Years	Current 2023-24	Future Estimates				
					2024-25	2025-26	2026-27	2027-28	2028-29
40-P-20-0455	Klebba Lane Drainage Improvements								
40-B173846									
<i>Milling and resurfacing, redo valley gutter, and other miscellaneous drainage improvements</i>							District: 2 Status: Adopted Phase: Administrative Close-Out Est. Completion Date: December 2023		
Stormwater Utility Trust Fund 2008		\$243,894	\$243,894	\$0	\$0	\$0	\$0	\$0	\$0
Total Sources of Funding		\$243,894	\$243,894	\$0	\$0	\$0	\$0	\$0	\$0
Total Estimated Costs		\$243,894							
Total Unfunded		\$0					Funding Status: Fully Funded Actuals: \$67,829 Encumbrances: \$0		
Total Est. Annual Operating Impact		Minimal							
40-P-18-0185	La Pastorita Neighborhood Roadway Improvements Study								
40-B183608									
<i>Planning, Design and Construction of roadway improvements to provide pedestrian friendly roadways and neighborhood beautification</i>							District: 4 Status: Active Phase: Planning Est. Completion Date: July 2025		
Contribution from General Fund 3		\$65,370	\$65,370	\$0	\$0	\$0	\$0	\$0	\$0
Contribution from General Fund-SSL		\$32,204	\$32,204	\$0	\$0	\$0	\$0	\$0	\$0
Parking Surcharge 2		\$424,330	\$424,330	\$0	\$0	\$0	\$0	\$0	\$0
Transit Half-Cent Surtax 2		\$157,869	\$157,869	\$0	\$0	\$0	\$0	\$0	\$0
Total Sources of Funding		\$679,773	\$679,773	\$0	\$0	\$0	\$0	\$0	\$0
Total Estimated Costs		\$679,773							
Total Unfunded		\$0					Funding Status: Fully Funded Actuals: \$411,531 Encumbrances: \$103,867		
Total Est. Annual Operating Impact		Minimal							
40-P-00-0271	La Pastorita Traffic Calming and Miscellaneous Improvements								
40-B30960									
<i>Design and construct traffic devices at two locations</i>							District: 4 Status: Active Phase: Final Completion Est. Completion Date: December 2023		

Sources and Estimated Costs by Department

Resilience and Public Works

Project No.	Project Title	Totals	Prior Years	Current 2023-24	Future Estimates				
					2024-25	2025-26	2026-27	2027-28	2028-29
	Contribution from General Fund-SSL	\$42,571	\$42,571	\$0	\$0	\$0	\$0	\$0	\$0
	Contribution from Special Revenue Fund	\$11,053	\$11,053	\$0	\$0	\$0	\$0	\$0	\$0
	Local Option Gas Tax 2	\$16,814	\$16,814	\$0	\$0	\$0	\$0	\$0	\$0
	Street Bonds - Series 2007	\$59,294	\$59,294	\$0	\$0	\$0	\$0	\$0	\$0
	Street Bonds - Series 2009	\$263,376	\$263,376	\$0	\$0	\$0	\$0	\$0	\$0
	Transit Half-Cent Surtax 1	\$16,489	\$16,489	\$0	\$0	\$0	\$0	\$0	\$0
	Transit Half-Cent Surtax 2	\$63,516	\$63,516	\$0	\$0	\$0	\$0	\$0	\$0
Total Sources of Funding		\$473,112	\$473,112	\$0	\$0	\$0	\$0	\$0	\$0
Total Estimated Costs		\$473,112							
Total Unfunded		\$0					Funding Status:	Fully Funded	
							Actuals:	\$461,667	
Total Est. Annual Operating Impact		Minimal					Encumbrances:	\$11,437	
40-P-20-0745	Little Havana Pedestrian Priority Zone						District: 3		
40-B213602							Status: Active		
Little Havana Pedestrian Priority Zone						Phase: Design			
						Est. Completion Date: December 2023			
	Citywide Landscape	\$295,482	\$295,482	\$0	\$0	\$0	\$0	\$0	\$0
	Contribution from General Fund 3	\$664,778	\$664,778	\$0	\$0	\$0	\$0	\$0	\$0
	Contribution from Special Revenue Fund	\$314,472	\$314,472	\$0	\$0	\$0	\$0	\$0	\$0
	FDOT - Little Havana Pedestrian Priority Zone, 40-B213602	\$3,000,000	\$3,000,000	\$0	\$0	\$0	\$0	\$0	\$0
	Local Option Gas Tax 1	\$55,000	\$55,000	\$0	\$0	\$0	\$0	\$0	\$0
	Local Option Gas Tax 2	\$74,607	\$74,607	\$0	\$0	\$0	\$0	\$0	\$0
	Stormwater Utility Trust Fund 2008	\$1,100,000	\$1,100,000	\$0	\$0	\$0	\$0	\$0	\$0
Total Sources of Funding		\$5,504,338	\$5,504,338	\$0	\$0	\$0	\$0	\$0	\$0
Total Estimated Costs		\$7,046,939							
Total Unfunded		\$1,542,601					Funding Status:	Partial	
							Actuals:	\$434,371	
Total Est. Annual Operating Impact		Minimal					Encumbrances:	\$248,264	

Sources and Estimated Costs by Department

Resilience and Public Works

Project No.	Project Title	Totals	Prior Years	Current 2023-24	Future Estimates				
					2024-25	2025-26	2026-27	2027-28	2028-29
40-P-22-0029	Little Havana Pedestrian Zone - COLAB Consulting Services								
40-B213602A									
<i>Little Havana Pedestrian Zone - COLAB Consulting Services</i>							District: 3		
							Status: Adopted		
							Phase: Planning		
							Est. Completion Date: December 2023		
Contribution from General Fund 3		\$50,000	\$50,000	\$0	\$0	\$0	\$0	\$0	\$0
Total Sources of Funding		\$50,000	\$50,000	\$0	\$0	\$0	\$0	\$0	\$0
Total Estimated Costs		\$50,000							
Total Unfunded		\$0					Funding Status: Fully Funded		
							<i>Actuals:</i> \$0		
Total Est. Annual Operating Impact		Minimal					<i>Encumbrances:</i> \$0		
40-P-20-0459	MacArthur Causeway Baywalk								
40-B193624									
<i>Provision of over-the-water baywalk under the MacArthur Causeway - matching funds for 40-B193623</i>							District: Citywide		
							Status: Adopted		
							Phase: Planning		
							Est. Completion Date: December 2023		
Downtown Developmental Regional Impact (DDRI) 1		\$550,000	\$550,000	\$0	\$0	\$0	\$0	\$0	\$0
Total Sources of Funding		\$550,000	\$550,000	\$0	\$0	\$0	\$0	\$0	\$0
Total Estimated Costs		\$550,000							
Total Unfunded		\$0					Funding Status: Fully Funded		
							<i>Actuals:</i> \$0		
Total Est. Annual Operating Impact		Minimal					<i>Encumbrances:</i> \$0		
40-P-00-0028	Mary Brickell Village Drainage Improvements								
40-B30637									
<i>Involves street improvements to include milling and resurfacing, drainage improvements including a pump station and deep drainage wells, and limited roadside reconstruction along streets.</i>							District: Citywide		
							Status: Active		
							Phase: Construction		
							Est. Completion Date: December 2023		

Sources and Estimated Costs by Department

Resilience and Public Works

Project No.	Project Title	Totals	Prior Years	Current 2023-24	Future Estimates				
					2024-25	2025-26	2026-27	2027-28	2028-29
	Homeland Defense Bond Series 3	\$4,990	\$4,990	\$0	\$0	\$0	\$0	\$0	\$0
	Parking Surcharge 2	\$3,170,668	\$3,170,668	\$0	\$0	\$0	\$0	\$0	\$0
	Stormwater Utility Trust Fund 2008	\$100,000	\$100,000	\$0	\$0	\$0	\$0	\$0	\$0
	Street Bonds - Series 2009	\$2,000,000	\$2,000,000	\$0	\$0	\$0	\$0	\$0	\$0
	Surety Payment Bonds	\$147,961	\$147,961	\$0	\$0	\$0	\$0	\$0	\$0
Total Sources of Funding		\$5,423,619	\$5,423,619	\$0	\$0	\$0	\$0	\$0	\$0
Total Estimated Costs		\$9,510,784							
Total Unfunded		\$4,087,165					Funding Status:	Partial	
							<i>Actuals:</i>	\$4,907,443	
Total Est. Annual Operating Impact		Minimal					<i>Encumbrances:</i>	\$391,453	
40-P-20-0462	Matheson Avenue Seawall Replacement - Phase I 40-B203603 <i>Replacement of end of street seawall</i>						District:		
							Status:	Adopted	
							Phase:	Planning	
							Est. Completion Date: December 2023		
	Contribution from Special Revenue Fund	\$33,000	\$33,000	\$0	\$0	\$0	\$0	\$0	\$0
Total Sources of Funding		\$33,000	\$33,000	\$0	\$0	\$0	\$0	\$0	\$0
Total Estimated Costs		\$33,000							
Total Unfunded		\$0					Funding Status:	Fully Funded	
							<i>Actuals:</i>	\$0	
Total Est. Annual Operating Impact		Minimal					<i>Encumbrances:</i>	\$0	
40-P-20-0580	Mayor's Roadway Project 40-B203600 <i>Citywide Roadway Projects as needed</i>						District:	Citywide	
							Status:	Adopted	
							Phase:	Planning	
							Est. Completion Date: December 2023		
	Parking Surcharge 2	\$300,000	\$300,000	\$0	\$0	\$0	\$0	\$0	\$0
Total Sources of Funding		\$300,000	\$300,000	\$0	\$0	\$0	\$0	\$0	\$0
Total Estimated Costs		\$300,000							
Total Unfunded		\$0					Funding Status:	Fully Funded	
							<i>Actuals:</i>	\$0	
Total Est. Annual Operating Impact		Minimal					<i>Encumbrances:</i>	\$0	

Sources and Estimated Costs by Department

Resilience and Public Works

Project No.	Project Title	Totals	Prior Years	Current 2023-24	Future Estimates				
					2024-25	2025-26	2026-27	2027-28	2028-29
40-P-00-0007 40-B30407	Metromover Parkway <i>Implementation of a mid-block pedestrian pathway adjacent to the metromover between NE 2nd Street and NE 3rd Street in downtown Miami. Project to include landscaping, removal of existing damaged pathway, and placement of a new pathway.</i>								
							District: 2		
							Status: Active		
							Phase: Administrative Close-Out		
							Est. Completion Date: December 2023		
Contribution from General Fund 3		\$5,000	\$5,000	\$0	\$0	\$0	\$0	\$0	\$0
Total Sources of Funding		\$5,000	\$5,000	\$0	\$0	\$0	\$0	\$0	\$0
Total Estimated Costs		\$29,000							
Total Unfunded		\$24,000					Funding Status: Partial		
							Actuals: \$4,436		
Total Est. Annual Operating Impact		Minimal					Encumbrances: \$0		
40-P-18-0191 40-B183614	Metromover Station Access Improvements <i>Installation and beautification of a mid-block pedestrian pathway SE 1st Av. between SE 10 St. and SE 11 St</i>								
							District: Citywide		
							Status: Active		
							Phase: Administrative Close-Out		
							Est. Completion Date: December 2023		
Contribution from Special Revenue Fund		\$31,579	\$31,579	\$0	\$0	\$0	\$0	\$0	\$0
Downtown Developmental Regional Impact (DDRI) - Transportation		\$11,533	\$11,533	\$0	\$0	\$0	\$0	\$0	\$0
Total Sources of Funding		\$43,112	\$43,112	\$0	\$0	\$0	\$0	\$0	\$0
Total Estimated Costs		\$397,632							
Total Unfunded		\$354,520					Funding Status: Partial		
							Actuals: \$38,695		
Total Est. Annual Operating Impact		Minimal					Encumbrances: \$4,417		
40-P-23-0009 40-B233601	Miami River Greenway - N River DR from NW 17 AVE to NW 19 AVE <i>Roadway reconstruction, sidewalk widening and ADA improvements, drainage improvements, and lighting and other hardscape improvements to meet FDOT LAP agreement requirements and Miami River Greenway and Miami 21 Design Standards.</i>								
							District: 1		
							Status: Active		
							Phase: Planning		
							Est. Completion Date: March 2025		

Sources and Estimated Costs by Department

Resilience and Public Works

Project No.	Project Title	Totals	Prior Years	Current 2023-24	Future Estimates				
					2024-25	2025-26	2026-27	2027-28	2028-29
Contribution from Special Revenue Fund		\$12,534	\$12,534	\$0	\$0	\$0	\$0	\$0	\$0
Parking Surcharge 2		\$650,469	\$650,469	\$0	\$0	\$0	\$0	\$0	\$0
Transit Half-Cent Surtax 2		\$26,997	\$26,997	\$0	\$0	\$0	\$0	\$0	\$0
Total Sources of Funding		\$690,000	\$690,000	\$0	\$0	\$0	\$0	\$0	\$0
Total Estimated Costs		\$4,340,000							
Total Unfunded		\$3,650,000					Funding Status:	Partial	
							Actuals:	\$672	
Total Est. Annual Operating Impact		Minimal					Encumbrances:	\$0	
40-P-18-0183	Miami River Greenway Curtis Park East					District: 1			
40-B183603						Status: Active			
Lap fundingMilling and resurfacing, partial reconstruction, adding sidewalks where none exist, ADA ramps, lighting, environmental/archaeological assessment, drainage, landscaping					Phase: Dry-Run/Permit				
					Est. Completion Date: November 2023				
Contribution from General Fund 3		\$333,000	\$333,000	\$0	\$0	\$0	\$0	\$0	\$0
Contribution from Special Revenue Fund		\$147,000	\$147,000	\$0	\$0	\$0	\$0	\$0	\$0
Total Sources of Funding		\$480,000	\$480,000	\$0	\$0	\$0	\$0	\$0	\$0
Total Estimated Costs		\$5,663,204							
Total Unfunded		\$5,183,204					Funding Status:	Partial	
							Actuals:	\$283,146	
Total Est. Annual Operating Impact		Minimal					Encumbrances:	\$93,333	
60-P-23-0001	Miami-Dade TPO - Trolley Fleet					District: Citywide			
40-B233900						Status: Adopted			
Trolley Fleet					Phase: Planning				
					Est. Completion Date: April 2024				
Transit Half-Cent Surtax 2		\$50,000	\$50,000	\$0	\$0	\$0	\$0	\$0	\$0
Total Sources of Funding		\$50,000	\$50,000	\$0	\$0	\$0	\$0	\$0	\$0
Total Estimated Costs		\$50,000							
Total Unfunded		\$0					Funding Status:	Fully Funded	
							Actuals:	\$0	
Total Est. Annual Operating Impact		Minimal					Encumbrances:	\$0	

Sources and Estimated Costs by Department

Resilience and Public Works

Project No.	Project Title	Totals	Prior Years	Current 2023-24	Future Estimates				
					2024-25	2025-26	2026-27	2027-28	2028-29
20-P-21-0011	Micromobility Network JPA with MDC								
40-B213604									
<i>Micromobility Network JPA coordination with Miami-Dade County</i>							District: 2		
							Status: Adopted		
							Phase: Planning		
							Est. Completion Date: December 2023		
Contribution from Special Revenue Fund		\$1,000,000	\$1,000,000	\$0	\$0	\$0	\$0	\$0	\$0
Total Sources of Funding		\$1,000,000	\$1,000,000	\$0	\$0	\$0	\$0	\$0	\$0
Total Estimated Costs		\$1,000,000							
Total Unfunded		\$0					Funding Status: Fully Funded		
Total Est. Annual Operating Impact		\$0					<i>Actuals:</i> \$201,937		
							<i>Encumbrances:</i> \$0		
40-P-20-0601	Milling and Resurfacing								
<i>Milling and Resurfacing</i>							District: Citywide		
							Status: Future Consideration		
							Phase: Planning		
							Est. Completion Date: September 2041		
No Funding Allocated		\$0	\$0	\$0	\$0	\$0	\$0	\$0	\$0
Total Sources of Funding		\$0	\$0	\$0	\$0	\$0	\$0	\$0	\$0
Total Estimated Costs		\$402,000,000							
Total Unfunded		\$402,000,000					Funding Status: Unfunded		
Total Est. Annual Operating Impact		\$0					<i>Actuals:</i> \$0		
							<i>Encumbrances:</i> \$0		
40-P-20-0654	Milling and Resurfacing - 3701 NW 23 Court between NW 36th Street and NW 37th Street								
<i>Milling and resurfacing of deteriorated road.</i>							District: 1		
							Status: Future Consideration		
							Phase: Planning		
							Est. Completion Date: September 2024		
No Funding Allocated		\$0	\$0	\$0	\$0	\$0	\$0	\$0	\$0
Total Sources of Funding		\$0	\$0	\$0	\$0	\$0	\$0	\$0	\$0
Total Estimated Costs		\$515,303							
Total Unfunded		\$515,303					Funding Status: Unfunded		
Total Est. Annual Operating Impact		\$0					<i>Actuals:</i> \$0		
							<i>Encumbrances:</i> \$0		

Sources and Estimated Costs by Department

Resilience and Public Works

Project No.	Project Title	Totals	Prior Years	Current 2023-24	Future Estimates				
					2024-25	2025-26	2026-27	2027-28	2028-29
40-P-20-0443	MOU with FDOT Streetcar								
40-B70249									
City's contribution for the development environmental study for the Light Rail Beach Corridor project (formerly known as the Baylink) via an MOU between the City, MDC, Miami Beach and FDOT							District: 2		
							Status: Active		
							Phase: Planning		
							Est. Completion Date: December 2023		
Contribution from General Fund 3		\$417,000	\$417,000	\$0	\$0	\$0	\$0	\$0	\$0
Total Sources of Funding		\$417,000	\$417,000	\$0	\$0	\$0	\$0	\$0	\$0
Total Estimated Costs		\$417,000							
Total Unfunded		\$0					Funding Status: Fully Funded		
							Actuals: \$0		
Total Est. Annual Operating Impact		Minimal					Encumbrances: \$0		
40-P-20-0698	NE 18 Street Between N. Bayshore Drive and NE 4 Street - Assess and Survey Existing Drainage Conditions								
Assess existing drainage conditions.									
							District: 2		
							Status: Future Consideration		
							Phase: Planning		
							Est. Completion Date: December 2023		
No Funding Allocated		\$0	\$0	\$0	\$0	\$0	\$0	\$0	\$0
Total Sources of Funding		\$0	\$0	\$0	\$0	\$0	\$0	\$0	\$0
Total Estimated Costs		\$52,983							
Total Unfunded		\$52,983					Funding Status: Unfunded		
							Actuals: \$0		
Total Est. Annual Operating Impact		\$0					Encumbrances: \$0		
40-P-22-0031	NE 2 Avenue Improvements								
40-B78508									
NE 2 Avenue Improvements							District: 2		
							Status: Active		
							Phase: Administrative Close-Out		
							Est. Completion Date: December 2023		

Sources and Estimated Costs by Department

Resilience and Public Works

Project No.	Project Title	Totals	Prior Years	Current 2023-24	Future Estimates				
					2024-25	2025-26	2026-27	2027-28	2028-29
	Contribution from General Fund-SSL	\$533,863	\$533,863	\$0	\$0	\$0	\$0	\$0	\$0
	Homeland Defense Bond Series 1	\$1,050,600	\$1,050,600	\$0	\$0	\$0	\$0	\$0	\$0
	Homeland Defense Bond Series 3	\$1,234,549	\$1,234,549	\$0	\$0	\$0	\$0	\$0	\$0
	Miami-Dade County General Obligation Bond	\$4,244,615	\$4,244,615	\$0	\$0	\$0	\$0	\$0	\$0
	Transit Half-Cent Surtax 1	\$55,000	\$55,000	\$0	\$0	\$0	\$0	\$0	\$0
	Transit Half-Cent Surtax 2	\$1,175,704	\$1,175,704	\$0	\$0	\$0	\$0	\$0	\$0
Total Sources of Funding		\$8,294,331	\$8,294,331	\$0	\$0	\$0	\$0	\$0	\$0
Total Estimated Costs		\$8,502,378							
Total Unfunded		\$208,047							
Total Est. Annual Operating Impact		Minimal							
							Funding Status:	Partial	
							<i>Actuals:</i>	\$8,016,890	
							<i>Encumbrances:</i>	\$1	

40-P-00-0120	NE 3 Avenue from NE 54 Street to NE 58 Terrace						District: 5		
40-B50906							Status: Active		
							Phase: Bidding		
<i>Road and swale reconstruction, drainage, miscellaneous sidewalk repairs, ADA compliance and striping. JPA with WASD for water line installation.</i>							Est. Completion Date: December 2023		

	Contribution from Special Revenue Fund	\$569,111	\$569,111	\$0	\$0	\$0	\$0	\$0	\$0
	Local Option Gas Tax 1	\$646	\$646	\$0	\$0	\$0	\$0	\$0	\$0
	Miami-Dade County WASD	\$24,986	\$24,986	\$0	\$0	\$0	\$0	\$0	\$0
	Street Bonds - Series 2009	\$105,834	\$105,834	\$0	\$0	\$0	\$0	\$0	\$0
	Street Bonds - Series 2018C	\$139,526	\$139,526	\$0	\$0	\$0	\$0	\$0	\$0
	Transit Half-Cent Surtax 2	\$754,637	\$754,637	\$0	\$0	\$0	\$0	\$0	\$0
Total Sources of Funding		\$1,594,741	\$1,594,741	\$0	\$0	\$0	\$0	\$0	\$0
Total Estimated Costs		\$2,698,117							
Total Unfunded		\$1,103,376							
Total Est. Annual Operating Impact		Minimal							
							Funding Status:	Partial	
							<i>Actuals:</i>	\$228,651	
							<i>Encumbrances:</i>	\$9,817	

40-P-00-0024	NE 71 Street from NE 4 Court to Biscayne Boulevard						District: 5		
40-B30630A							Status: Active		
							Phase: Bidding		
<i>Pavement restoration, curb and gutters, sidewalks and driveway approach repairs, drainage improvements, ADA ramps, and addition of security lighting and a traffic circle</i>							Est. Completion Date: December 2023		

Sources and Estimated Costs by Department

Resilience and Public Works

Project No.	Project Title	Totals	Prior Years	Current 2023-24	Future Estimates				
					2024-25	2025-26	2026-27	2027-28	2028-29
	Contribution from General Fund 3	\$29,724	\$29,724	\$0	\$0	\$0	\$0	\$0	\$0
	Contribution from General Fund-SSL	\$11,624	\$11,624	\$0	\$0	\$0	\$0	\$0	\$0
	Contribution from Special Revenue Fund	\$444,963	\$444,963	\$0	\$0	\$0	\$0	\$0	\$0
	Local Option Gas Tax 1	\$1	\$1	\$0	\$0	\$0	\$0	\$0	\$0
	Local Option Gas Tax 2	\$76,319	\$76,319	\$0	\$0	\$0	\$0	\$0	\$0
	Parking Surcharge 2	\$0	\$0	\$0	\$0	\$0	\$0	\$0	\$0
	Street Bonds - Series 2009	\$31,922	\$31,922	\$0	\$0	\$0	\$0	\$0	\$0
	Street Bonds - Series 2018C	\$38,837	\$38,837	\$0	\$0	\$0	\$0	\$0	\$0
	Transit Half-Cent Surtax 1	\$249,404	\$249,404	\$0	\$0	\$0	\$0	\$0	\$0
	Transit Half-Cent Surtax 2	\$559,556	\$559,556	\$0	\$0	\$0	\$0	\$0	\$0
Total Sources of Funding		\$1,442,351	\$1,442,351	\$0	\$0	\$0	\$0	\$0	\$0
Total Estimated Costs		\$2,236,015							
Total Unfunded		\$793,665					Funding Status:	Partial	
							Actuals:	\$191,455	
Total Est. Annual Operating Impact		Minimal					Encumbrances:	\$70,216	
40-P-00-0025	NE 71 Street from NE 4 Court to Biscayne Boulevard - Tree Component						District: 5		
40-B30630AT							Status: Active		
Tree component - Reference project B30630A and B-30630.						Phase: Bidding			
						Est. Completion Date: December 2023			
	Citywide Landscape	\$20,000	\$20,000	\$0	\$0	\$0	\$0	\$0	\$0
Total Sources of Funding		\$20,000	\$20,000	\$0	\$0	\$0	\$0	\$0	\$0
Total Estimated Costs		\$20,000							
Total Unfunded		\$0					Funding Status:	Fully Funded	
							Actuals:	\$256	
Total Est. Annual Operating Impact		Minimal					Encumbrances:	\$0	
40-P-18-0193	NE Miami Court Railroad Crossing Closure						District: 5		
40-B183616							Status: Active		
Roadway reconstruction to close the railroad crossing located the intersection of NE Miami Court and 71st Street						Phase: Planning			
						Est. Completion Date: December 2023			

Sources and Estimated Costs by Department

Resilience and Public Works

Project No.	Project Title	Totals	Prior Years	Current 2023-24	Future Estimates				
					2024-25	2025-26	2026-27	2027-28	2028-29
Contribution from General Fund 3		\$385,389	\$385,389	\$0	\$0	\$0	\$0	\$0	\$0
Total Sources of Funding		\$385,389	\$385,389	\$0	\$0	\$0	\$0	\$0	\$0
Total Estimated Costs		\$781,602							
Total Unfunded		\$396,213					Funding Status:	Partial	
							Actuals:	\$120,352	
Total Est. Annual Operating Impact		Minimal					Encumbrances:	\$59,964	
40-P-00-0113	New Baywalk and Seawall at NE 22 Street and NE 22 Terrace					District: 2			
40-B50600						Status: Active			
Design and permitting for 120 linear feet of new Baywalk and seawall at the end of NE 22 Street and NE 22 Terrace adjacent to Biscayne Bay					Phase: Administrative Close-Out				
					Est. Completion Date: December 2023				
Contribution from General Fund 3		\$202,500	\$202,500	\$0	\$0	\$0	\$0	\$0	\$0
Contribution from Special Revenue Fund		\$236,674	\$236,674	\$0	\$0	\$0	\$0	\$0	\$0
Florida Inland Navigation District		\$31,000	\$31,000	\$0	\$0	\$0	\$0	\$0	\$0
Total Sources of Funding		\$470,174	\$470,174	\$0	\$0	\$0	\$0	\$0	\$0
Total Estimated Costs		\$523,500							
Total Unfunded		\$53,326					Funding Status:	Partial	
							Actuals:	\$422,155	
Total Est. Annual Operating Impact		Minimal					Encumbrances:	\$1,570	
40-P-21-0011	NW 11 Street from NW 1 Avenue To NW 3 Avenue					District: 5			
40-B213605						Status: Active			
Roadway reconstruction of the existing corridor. The proposed improvements consists of new pavement , on street parking, planters , new sidewalks, curb and gutter, driveway approaches, minor utility adjustments, water main and lighting.					Phase: Design				
					Est. Completion Date: December 2023				
Citywide Landscape		\$24,141	\$24,141	\$0	\$0	\$0	\$0	\$0	\$0
Contribution from General Fund 3		\$230,143	\$230,143	\$0	\$0	\$0	\$0	\$0	\$0
Stormwater Utility Trust Fund 2008		\$109,856	\$109,856	\$0	\$0	\$0	\$0	\$0	\$0
Total Sources of Funding		\$364,139	\$364,139	\$0	\$0	\$0	\$0	\$0	\$0
Total Estimated Costs		\$2,319,194							
Total Unfunded		\$1,955,055					Funding Status:	Partial	
							Actuals:	\$169,449	
Total Est. Annual Operating Impact		Minimal					Encumbrances:	\$162,721	

Sources and Estimated Costs by Department

Resilience and Public Works

Project No.	Project Title	Totals	Prior Years	Current 2023-24	Future Estimates				
					2024-25	2025-26	2026-27	2027-28	2028-29
40-P-00-0086	NW 13 Avenue from NW 21 Street and NW 23 Street								
40-B50112									
<i>Milling and resurfacing, limited partial reconstruction, miscellaneous drainage, replacement of existing damaged sidewalks, curb & gutter and valley gutter, ADA ramps, minor landscape (sod, trees)</i>							District: 1		
							Status: Active		
							Phase: Bidding		
							Est. Completion Date: December 2023		
Contribution from General Fund 3		\$143,404	\$143,404	\$0	\$0	\$0	\$0	\$0	\$0
Impact Fees 1		\$1,104	\$1,104	\$0	\$0	\$0	\$0	\$0	\$0
Storm Sewer-Non Bond Revenues		\$4,713	\$4,713	\$0	\$0	\$0	\$0	\$0	\$0
Stormwater Utility Trust Fund 2008		\$56,753	\$56,753	\$0	\$0	\$0	\$0	\$0	\$0
Street Bonds - Series 2018C		\$479,313	\$479,313	\$0	\$0	\$0	\$0	\$0	\$0
Transit Half-Cent Surtax 2		\$112,724	\$112,724	\$0	\$0	\$0	\$0	\$0	\$0
Total Sources of Funding		\$798,011	\$798,011	\$0	\$0	\$0	\$0	\$0	\$0
Total Estimated Costs		\$1,659,011							
Total Unfunded		\$861,000					Funding Status:	Partial	
							<i>Actuals:</i>	\$178,416	
Total Est. Annual Operating Impact		Minimal					<i>Encumbrances:</i>	\$0	
40-P-00-0082	NW 13 Street from NW 35 Avenue to NW 37 Avenue								
40-B50104									
<i>JPA-Milling and resurfacing; repair pot holes; ADA Ramps where applicable; Minor Drainage. Water main replacement.</i>							District: 1		
							Status: Active		
							Phase: Dry-Run/Permit		
							Est. Completion Date: December 2023		

Sources and Estimated Costs by Department

Resilience and Public Works

Project No.	Project Title	Totals	Prior Years	Current 2023-24	Future Estimates				
					2024-25	2025-26	2026-27	2027-28	2028-29
	Contribution from General Fund 3	\$75,539	\$75,539	\$0	\$0	\$0	\$0	\$0	\$0
	Local Option Gas Tax 2	\$342,121	\$342,121	\$0	\$0	\$0	\$0	\$0	\$0
	Miami-Dade County WASD	\$26,319	\$26,319	\$0	\$0	\$0	\$0	\$0	\$0
	Storm Sewer-Non Bond Revenues	\$46,815	\$46,815	\$0	\$0	\$0	\$0	\$0	\$0
	Stormwater Utility Trust Fund	\$5,882	\$5,882	\$0	\$0	\$0	\$0	\$0	\$0
	Street Bonds - Series 2009	\$53,548	\$53,548	\$0	\$0	\$0	\$0	\$0	\$0
	Street Bonds - Series 2018C	\$20,542	\$20,542	\$0	\$0	\$0	\$0	\$0	\$0
	Transit Half-Cent Surtax 1	\$205,707	\$205,707	\$0	\$0	\$0	\$0	\$0	\$0
	Transit Half-Cent Surtax 2	\$92,260	\$92,260	\$0	\$0	\$0	\$0	\$0	\$0
Total Sources of Funding		\$868,733	\$868,733	\$0	\$0	\$0	\$0	\$0	\$0
Total Estimated Costs		\$2,942,278							
Total Unfunded		\$2,073,545					Funding Status:	Partial	
							Actuals:	\$316,615	
Total Est. Annual Operating Impact		Minimal					Encumbrances:	\$37,263	
40-P-00-0083	NW 13 Street from NW 35 Avenue to NW 37 Avenue - Tree Component						District: 1		
40-B50104T							Status: Active		
Milling and resurfacing; repair pot holes; ADA Ramps where applicable; Minor Drainage. Water main replacement. (Tree component)						Phase: Dry-Run/Permit			
						Est. Completion Date: December 2023			
Citywide Landscape	\$26,000	\$26,000	\$0	\$0	\$0	\$0	\$0	\$0	\$0
Total Sources of Funding		\$26,000	\$26,000	\$0	\$0	\$0	\$0	\$0	\$0
Total Estimated Costs		\$26,000							
Total Unfunded		\$0					Funding Status:	Fully Funded	
							Actuals:	\$1,426	
Total Est. Annual Operating Impact		Minimal					Encumbrances:	\$0	
40-P-20-0470	NW 14 Avenue from NW 19 Terrace to NW 14 Street						District: 1		
40-B50114							Status: Adopted		
Milling and resurfacing, miscellaneous drainage improvements, ADA, and minor sidewalk improvements						Phase: Administrative Close-Out			
						Est. Completion Date: December 2023			

Sources and Estimated Costs by Department

Resilience and Public Works

Project No.	Project Title	Totals	Prior Years	Current 2023-24	Future Estimates				
					2024-25	2025-26	2026-27	2027-28	2028-29
3	Contribution from General Fund	\$33,708	\$33,708	\$0	\$0	\$0	\$0	\$0	\$0
	Contribution from Special Revenue Fund	\$400,000	\$400,000	\$0	\$0	\$0	\$0	\$0	\$0
Total Sources of Funding		\$433,708	\$433,708	\$0	\$0	\$0	\$0	\$0	\$0
Total Estimated Costs		\$433,708							
Total Unfunded		\$0							
Total Est. Annual Operating Impact		Minimal							
					Funding Status: Fully Funded				
					Actuals: \$24,526				
					Encumbrances: \$0				

40-P-18-0189 NW 17 Street from NW 32 to NW 37 Avenue

40-B183611A

Pavement improvements of NW 17th Street from NW 32nd Avenue to NW 27th Avenue and construction administration services

District: 1

Status: Active

Phase: Design

Est. Completion Date: December 2023

3	Contribution from General Fund	\$423,756	\$423,756	\$0	\$0	\$0	\$0	\$0	\$0
	Contribution from Special Revenue Fund	\$399,640	\$399,640	\$0	\$0	\$0	\$0	\$0	\$0
	Impact Fees 1	\$6,931	\$6,931	\$0	\$0	\$0	\$0	\$0	\$0
	Local Option Gas Tax 2	\$57,218	\$57,218	\$0	\$0	\$0	\$0	\$0	\$0
	Miami-Dade County WASD	\$53,125	\$53,125	\$0	\$0	\$0	\$0	\$0	\$0
	Parking Surcharge 2	\$1,000,000	\$1,000,000	\$0	\$0	\$0	\$0	\$0	\$0
	Stormwater Utility Trust Fund	\$9,171	\$9,171	\$0	\$0	\$0	\$0	\$0	\$0
	Stormwater Utility Trust Fund 2008	\$5,722	\$5,722	\$0	\$0	\$0	\$0	\$0	\$0
	Transit Half-Cent Surtax 1	\$58,540	\$58,540	\$0	\$0	\$0	\$0	\$0	\$0
	Transit Half-Cent Surtax 2	\$205,545	\$205,545	\$0	\$0	\$0	\$0	\$0	\$0
Total Sources of Funding		\$2,219,650	\$2,219,650	\$0	\$0	\$0	\$0	\$0	\$0
Total Estimated Costs		\$6,210,823							
Total Unfunded		\$3,991,173							
Total Est. Annual Operating Impact		Minimal							
					Funding Status: Partial				
					Actuals: \$400,526				
					Encumbrances: \$176,536				

40-P-18-0188 NW 17th Street from NW 27 to NW 32 Avenue

40-B183611

Pavement reconstruction, new drainage system, new curbs on NW 17 ST and median close to NW 27 Ave, ADA ramps, sidewalks replacement, asphalt and concrete driveways,swale regrading and sodding, and pavement markings and signage.

District: 1

Status: Active

Phase: Design

Est. Completion Date: December 2023

Sources and Estimated Costs by Department

Resilience and Public Works

Project No.	Project Title	Totals	Prior Years	Current 2023-24	Future Estimates				
					2024-25	2025-26	2026-27	2027-28	2028-29
	Contribution from Special Revenue Fund	\$188,000	\$188,000	\$0	\$0	\$0	\$0	\$0	\$0
	Miami Forever Bonds - Sea Level S1A	\$1,797,928	\$1,797,928	\$0	\$0	\$0	\$0	\$0	\$0
	Miami-Dade County WASD	\$71,386	\$71,386	\$0	\$0	\$0	\$0	\$0	\$0
	Transit Half-Cent Surtax 2	\$62,000	\$62,000	\$0	\$0	\$0	\$0	\$0	\$0
Total Sources of Funding		\$2,119,314	\$2,119,314	\$0	\$0	\$0	\$0	\$0	\$0
Total Estimated Costs		\$7,306,490							
Total Unfunded		\$5,187,176					Funding Status:	Partial	
							Actuals:	\$578,134	
Total Est. Annual Operating Impact		Minimal					Encumbrances:	\$106,292	
40-P-00-0034	NW 18 Avenue Roadway Improvement Project - Tree Component						District: 1		
40-B30727T							Status: Active		
The installation of trees within every street block within the project limits.						Phase: Dry-Run/Permit			
						Est. Completion Date: December 2023			
	Citywide Landscape	\$90,000	\$90,000	\$0	\$0	\$0	\$0	\$0	\$0
Total Sources of Funding		\$90,000	\$90,000	\$0	\$0	\$0	\$0	\$0	\$0
Total Estimated Costs		\$90,000							
Total Unfunded		\$0					Funding Status:	Fully Funded	
							Actuals:	\$29,376	
Total Est. Annual Operating Impact		Minimal					Encumbrances:	\$0	
40-P-00-0085	NW 18 Terrace East of 27 Avenue						District: 1		
40-B50110							Status: Active		
Milling and resurfacing and minor drainage.						Phase: Administrative Close-Out			
						Est. Completion Date: December 2023			

Sources and Estimated Costs by Department

Resilience and Public Works

Project No.	Project Title	Totals	Prior Years	Current 2023-24	Future Estimates				
					2024-25	2025-26	2026-27	2027-28	2028-29
Contribution from General Fund 3		\$6,000	\$6,000	\$0	\$0	\$0	\$0	\$0	\$0
Contribution from Special Revenue Fund		\$24,124	\$24,124	\$0	\$0	\$0	\$0	\$0	\$0
Street Bonds - Series 2018C		\$18,904	\$18,904	\$0	\$0	\$0	\$0	\$0	\$0
Transit Half-Cent Surtax 2		\$202,806	\$202,806	\$0	\$0	\$0	\$0	\$0	\$0
Total Sources of Funding		\$251,835	\$251,835	\$0	\$0	\$0	\$0	\$0	\$0
Total Estimated Costs		\$251,835							
Total Unfunded		\$0							
Total Est. Annual Operating Impact		Minimal							
					Funding Status: Fully Funded Actuals: \$247,350 Encumbrances: \$46				
40-P-21-0007	NW 2 Avenue from NW 8 Street to NW 11 Street Roadway Reconstruction								
40-B223602									
Roadway reconstruction includes beautification of NW 2 Avenue from NW 8 Street to NW 11 Street					District: 5 Status: Adopted Phase: Planning Est. Completion Date: December 2023				
Contribution from General Fund 3		\$62,127	\$62,127	\$0	\$0	\$0	\$0	\$0	\$0
Total Sources of Funding		\$62,127	\$62,127	\$0	\$0	\$0	\$0	\$0	\$0
Total Estimated Costs		\$1,681,000							
Total Unfunded		\$1,618,873							
Total Est. Annual Operating Impact		Minimal							
					Funding Status: Partial Actuals: \$0 Encumbrances: \$0				
40-P-20-0463	NW 2 Street from NW 9 Avenue to NW 17 Avenue - Mobility								
40-B203606	Improvements - Phase II								
Add buffered bike lane and signage, landscaping, curb extensions and benches at City of Miami trolley bus locations					District: 3 Status: Active Phase: Planning Est. Completion Date: December 2023				

Sources and Estimated Costs by Department

Resilience and Public Works

Project No.	Project Title	Totals	Prior Years	Current 2023-24	Future Estimates				
					2024-25	2025-26	2026-27	2027-28	2028-29
3	Contribution from General Fund	\$205,634	\$205,634	\$0	\$0	\$0	\$0	\$0	\$0
	Transit Half-Cent Surtax 1	\$59,526	\$59,526	\$0	\$0	\$0	\$0	\$0	\$0
	Transit Half-Cent Surtax 2	\$6,077	\$6,077	\$0	\$0	\$0	\$0	\$0	\$0
Total Sources of Funding		\$271,237	\$271,237	\$0	\$0	\$0	\$0	\$0	\$0
Total Estimated Costs		\$350,000							
Total Unfunded		\$78,763					Funding Status:	Partial	
Total Est. Annual Operating Impact		Minimal					<i>Actuals:</i>	\$41,114	
							<i>Encumbrances:</i>	\$0	

40-P-20-0625	NW 2 Street Little Havana Mobility - Phase II					District: 3		
						Status: Future Consideration		
Add buffered bike lane and signage, landscaping, curb extensions and benches at City of Miami trolley bus locations.						Phase: Planning		
						Est. Completion Date: December 2023		
No Funding Allocated	\$0	\$0	\$0	\$0	\$0	\$0	\$0	\$0
<hr/>								
Total Sources of Funding	\$0	\$0	\$0	\$0	\$0	\$0	\$0	\$0
Total Estimated Costs	\$382,000							
Total Unfunded	\$382,000					Funding Status:	Unfunded	
						Actuals:	\$0	
Total Est. Annual Operating Impact	\$0					Encumbrances:	\$0	
<hr/>								

40-P-20-0776	NW 21 Court from NW 36 Street to NW 38 Street Roadway Reconstruction					District: 1		
						Status: Future Consideration		
Roadway reconstruction of NW 21 Court from NW 36 Street to NW 38 Street						Phase: Planning		
						Est. Completion Date: April 2024		
No Funding Allocated	\$0	\$0	\$0	\$0	\$0	\$0	\$0	\$0
<hr/>								
Total Sources of Funding	\$0	\$0	\$0	\$0	\$0	\$0	\$0	\$0
Total Estimated Costs	\$778,176							
Total Unfunded	\$778,176					Funding Status:	Unfunded	
						Actuals:	\$0	
Total Est. Annual Operating Impact	Minimal					Encumbrances:	\$0	

Sources and Estimated Costs by Department

Resilience and Public Works

Project No.	Project Title	Totals	Prior Years	Current 2023-24	Future Estimates				
					2024-25	2025-26	2026-27	2027-28	2028-29
	Local Option Gas Tax 1	\$65,515	\$65,515	\$0	\$0	\$0	\$0	\$0	\$0
	Transit Half-Cent Surtax 1	\$5,020	\$5,020	\$0	\$0	\$0	\$0	\$0	\$0
	Transit Half-Cent Surtax 2	\$62,819	\$62,819	\$0	\$0	\$0	\$0	\$0	\$0
Total Sources of Funding		\$133,354	\$133,354	\$0	\$0	\$0	\$0	\$0	\$0
Total Estimated Costs		\$660,000							
Total Unfunded		\$526,646					Funding Status:	Partial	
							<i>Actuals:</i>	\$62,416	
Total Est. Annual Operating Impact		Minimal					<i>Encumbrances:</i>	\$7,934	
40-P-00-0037	NW 30 Street Improvement							District: 1	
40-B30756								Status: Active	
<i>JPA Roadway reconstruction and /or milling and resurfacing, water main replacement, curb and gutters, miscellaneous sidewalk repairs, ADA compliance and striping</i>							Phase: Dry-Run/Permit		
							Est. Completion Date: December 2023		
	Contribution from General Fund 3	\$761,000	\$761,000	\$0	\$0	\$0	\$0	\$0	\$0
	Miami-Dade County WASD	\$66,466	\$66,466	\$0	\$0	\$0	\$0	\$0	\$0
	Street Bonds - Series 2009	\$111,668	\$111,668	\$0	\$0	\$0	\$0	\$0	\$0
	Street Bonds - Series 2018C	\$36,499	\$36,499	\$0	\$0	\$0	\$0	\$0	\$0
	Transit Half-Cent Surtax 2	\$624,113	\$624,113	\$0	\$0	\$0	\$0	\$0	\$0
Total Sources of Funding		\$1,599,746	\$1,599,746	\$0	\$0	\$0	\$0	\$0	\$0
Total Estimated Costs		\$6,191,265							
Total Unfunded		\$4,591,519					Funding Status:	Partial	
							<i>Actuals:</i>	\$499,383	
Total Est. Annual Operating Impact		Minimal					<i>Encumbrances:</i>	\$58,186	
40-P-22-0033	NW 33rd Street Roadway Improvement Project - D1							District: 1	
40-B30724								Status: Active	
<i>NW 33rd Street Roadway Improvement Project - D1</i>							Phase: Administrative Close-Out		
							Est. Completion Date: December 2023		

Sources and Estimated Costs by Department

Resilience and Public Works

Project No.	Project Title	Totals	Prior Years	Current 2023-24	Future Estimates				
					2024-25	2025-26	2026-27	2027-28	2028-29
	Citywide Landscape	\$17,204	\$17,204	\$0	\$0	\$0	\$0	\$0	\$0
	Contribution from General Fund-SSL	\$0	\$0	\$0	\$0	\$0	\$0	\$0	\$0
	Local Option Gas Tax 2	\$258	\$258	\$0	\$0	\$0	\$0	\$0	\$0
	Miami-Dade County WASD	\$1,578,901	\$1,578,901	\$0	\$0	\$0	\$0	\$0	\$0
	Street Bonds - Series 2007	\$17,429	\$17,429	\$0	\$0	\$0	\$0	\$0	\$0
	Street Bonds - Series 2009	\$3,250,954	\$3,250,954	\$0	\$0	\$0	\$0	\$0	\$0
	Transit Half-Cent Surtax 1	\$2,595	\$2,595	\$0	\$0	\$0	\$0	\$0	\$0
	Transit Half-Cent Surtax 2	\$3,007	\$3,007	\$0	\$0	\$0	\$0	\$0	\$0
Total Sources of Funding		\$4,870,349	\$4,870,349	\$0	\$0	\$0	\$0	\$0	\$0
Total Estimated Costs		\$4,870,349							
Total Unfunded		\$0					Funding Status: Partial		
							<i>Actuals:</i>	\$4,870,316	
Total Est. Annual Operating Impact		Minimal					<i>Encumbrances:</i>	\$0	
40-P-20-0775	NW 48 Avenue from Flagler Street to NW 3 Street Reconstruction and Drainage						District: 4		
							Status: Future Consideration		
	<i>Drainage, ADA, and roadway improvements for NW 48 Avenue from Flagler Street to NW 3 Street</i>						Phase: Planning		
							Est. Completion Date: April 2024		
No Funding Allocated		\$0	\$0	\$0	\$0	\$0	\$0	\$0	\$0
Total Sources of Funding		\$0	\$0	\$0	\$0	\$0	\$0	\$0	\$0
Total Estimated Costs		\$1,397,425							
Total Unfunded		\$1,397,425					Funding Status: Unfunded		
							<i>Actuals:</i>	\$0	
Total Est. Annual Operating Impact		Minimal					<i>Encumbrances:</i>	\$0	
40-P-23-0014	NW 5th Ave Traffic Calming Devices						District: 5		
40-B233603							Status: Active		
	<i>Design and construct one speed hump on NW 5 Ave between NW 42 St. and NW 43 St., Raise intersection between NW 5 Ave and NW 50th Street.</i>						Phase: Planning		
							Est. Completion Date: March 2025		

Sources and Estimated Costs by Department

Resilience and Public Works

Project No.	Project Title	Totals	Prior Years	Current 2023-24	Future Estimates				
					2024-25	2025-26	2026-27	2027-28	2028-29
Contribution from General Fund 3		\$220,000	\$220,000	\$0	\$0	\$0	\$0	\$0	\$0
Total Sources of Funding		\$220,000	\$220,000	\$0	\$0	\$0	\$0	\$0	\$0
Total Estimated Costs		\$220,000							
Total Unfunded		\$0					Funding Status:	Fully Funded	
							Actuals:	\$4,782	
Total Est. Annual Operating Impact		Minimal					Encumbrances:	\$0	
40-P-00-0119	NW 7 Street Road from NW N. River Drive to NW 9 Court						District: 1		
40-B50904							Status: Active		
Drainage improvements, pavement restoration, sidewalk repairs and new curb and gutter						Phase: Bidding			
						Est. Completion Date: December 2023			
Contribution from General Fund 3		\$718,270	\$718,270	\$0	\$0	\$0	\$0	\$0	\$0
Transit Half-Cent Surtax 2		\$123,561	\$123,561	\$0	\$0	\$0	\$0	\$0	\$0
Total Sources of Funding		\$841,831	\$841,831	\$0	\$0	\$0	\$0	\$0	\$0
Total Estimated Costs		\$2,477,621							
Total Unfunded		\$1,635,790					Funding Status:	Partial	
							Actuals:	\$312,360	
Total Est. Annual Operating Impact		Minimal					Encumbrances:	\$11,279	
40-P-20-0444	Office of Resilience and Public Works Reconfiguration						District: Citywide		
40-B203105							Status: Active		
Reconfiguration of the floor plan and office equipment for Resilience and Public Works staff						Phase: Planning			
						Est. Completion Date: December 2023			
Contribution from Special Revenue Fund		\$900,000	\$900,000	\$0	\$0	\$0	\$0	\$0	\$0
Total Sources of Funding		\$900,000	\$900,000	\$0	\$0	\$0	\$0	\$0	\$0
Total Estimated Costs		\$900,000							
Total Unfunded		\$0					Funding Status:	Fully Funded	
							Actuals:	\$550,314	
Total Est. Annual Operating Impact		Minimal					Encumbrances:	\$0	

Sources and Estimated Costs by Department

Resilience and Public Works

Project No.	Project Title	Totals	Prior Years	Current 2023-24	Future Estimates				
					2024-25	2025-26	2026-27	2027-28	2028-29
40-P-20-0457 40-B183800	Orange Bowl Stormwater Pump Station Renovations								
<i>Structural renovations to the roof at the Orange Bowl Storm water pump located at 1775 NW 7 Street</i>							District: 3 Status: Adopted Phase: Administrative Close-Out Est. Completion Date: December 2023		
Local Option Gas Tax 1		\$172,400	\$172,400	\$0	\$0	\$0	\$0	\$0	\$0
Total Sources of Funding		\$172,400	\$172,400	\$0	\$0	\$0	\$0	\$0	\$0
Total Estimated Costs		\$198,579							
Total Unfunded		\$26,179					Funding Status:	Partial	
Total Est. Annual Operating Impact		Minimal					<i>Actuals:</i>	\$172,400	
							<i>Encumbrances:</i>	\$0	
40-P-17-0158 40-B173648	Overtown Greenway along NW 11 Street from NW 7 to NW 12 Avenue								
<i>FDOT LAP Funded Project Curb and gutter, decorative sidewalk treatment, specialty signage, trash receptacles, benches and landscaping</i>							District: 1 Status: Active Phase: Pre-Construction Est. Completion Date: December 2023		
Citywide Landscape		\$55,567	\$55,567	\$0	\$0	\$0	\$0	\$0	\$0
Florida Department of Transportation		\$822,891	\$822,891	\$0	\$0	\$0	\$0	\$0	\$0
Parking Surcharge 2		\$599,999	\$599,999	\$0	\$0	\$0	\$0	\$0	\$0
Stormwater Utility Trust Fund 2008		\$250,000	\$250,000	\$0	\$0	\$0	\$0	\$0	\$0
Total Sources of Funding		\$1,728,457	\$1,728,457	\$0	\$0	\$0	\$0	\$0	\$0
Total Estimated Costs		\$1,663,457							
Total Unfunded		(\$65,000)					Funding Status:	Fully Funded	
Total Est. Annual Operating Impact		\$8,000					<i>Actuals:</i>	\$243,848	
							<i>Encumbrances:</i>	\$1,197,780	
40-P-00-0019 40-B30624	Overtown Greenway at NW 11 Terrace								
<i>Construction of urban pathways, landscaping and ancillary site improvements to the NW 11 Terrace and former FEC Railway Corridor</i>							District: 5 Status: Active Phase: Pre-Construction Est. Completion Date: December 2023		

Sources and Estimated Costs by Department

Resilience and Public Works

Project No.	Project Title	Totals	Prior Years	Current 2023-24	Future Estimates				
					2024-25	2025-26	2026-27	2027-28	2028-29
	Citywide Landscape	\$129,160	\$129,160	\$0	\$0	\$0	\$0	\$0	\$0
	Florida Department of Transportation	\$886	\$886	\$0	\$0	\$0	\$0	\$0	\$0
	Florida Department of Transportation	\$703	\$703	\$0	\$0	\$0	\$0	\$0	\$0
	Local Option Gas Tax 1	\$128,252	\$128,252	\$0	\$0	\$0	\$0	\$0	\$0
	Stormwater Utility Trust Fund 2008	\$1,240,000	\$1,240,000	\$0	\$0	\$0	\$0	\$0	\$0
	Street Bonds - Series 2007	\$9,826	\$9,826	\$0	\$0	\$0	\$0	\$0	\$0
	Street Bonds - Series 2009	\$111,843	\$111,843	\$0	\$0	\$0	\$0	\$0	\$0
	Street Bonds - Series 2018C	\$898,979	\$898,979	\$0	\$0	\$0	\$0	\$0	\$0
	Transit Half-Cent Surtax 1	\$30,765	\$30,765	\$0	\$0	\$0	\$0	\$0	\$0
	Transit Half-Cent Surtax 2	\$751,580	\$751,580	\$0	\$0	\$0	\$0	\$0	\$0
Total Sources of Funding		\$3,301,995	\$3,301,995	\$0	\$0	\$0	\$0	\$0	\$0
Total Estimated Costs		\$3,081,360							
Total Unfunded		(\$220,635)					Funding Status:	Fully Funded	
							Actuals:	\$992,489	
Total Est. Annual Operating Impact		\$68,000					Encumbrances:	\$1,899,013	
40-P-20-0235	Parking on Biscayne (MiMo District)						District: 5		
40-B203605							Status: Active		
Design and construct 28 proposed parking spaces along Biscayne Boulevard from NE 63rd to NE 76 Street						Phase: Planning			
						Est. Completion Date: December 2023			
Contribution from General Fund 3	\$75,000	\$75,000	\$0	\$0	\$0	\$0	\$0	\$0	\$0
Total Sources of Funding		\$75,000	\$75,000	\$0	\$0	\$0	\$0	\$0	\$0
Total Estimated Costs		\$667,194							
Total Unfunded		\$592,194					Funding Status:	Partial	
							Actuals:	\$30,396	
Total Est. Annual Operating Impact		Minimal					Encumbrances:	\$0	
40-P-20-0469	Public Works Miscellaneous Sidewalk Replacement						District: Citywide		
40-B43114B							Status: Adopted		
Sidewalk replacement and ADA ramp installation/replacement. One year contract with four one year extensions						Phase: Planning			
						Est. Completion Date: December 2023			

Sources and Estimated Costs by Department

Resilience and Public Works

Project No.	Project Title	Totals	Prior Years	Current 2023-24	Future Estimates				
					2024-25	2025-26	2026-27	2027-28	2028-29
	Contribution from Special Revenue Fund	\$671,950	\$671,950	\$0	\$0	\$0	\$0	\$0	\$0
	Homeland Defense Bond Series 3	\$77,796	\$77,796	\$0	\$0	\$0	\$0	\$0	\$0
	Local Option Gas Tax 1	\$27,434	\$27,434	\$0	\$0	\$0	\$0	\$0	\$0
	Local Option Gas Tax 2	\$968,800	\$968,800	\$0	\$0	\$0	\$0	\$0	\$0
	Transit Half-Cent Surtax 2	\$198,682	\$198,682	\$0	\$0	\$0	\$0	\$0	\$0
Total Sources of Funding		\$1,944,662	\$1,944,662	\$0	\$0	\$0	\$0	\$0	\$0
Total Estimated Costs		\$1,944,662							
Total Unfunded		\$0					Funding Status:	Fully Funded	
							Actuals:	\$1,929,962	
Total Est. Annual Operating Impact		Minimal					Encumbrances:	\$0	
40-P-20-0445	Public Works Technology Improvements - ESRI Survey Application						District: Citywide		
40-B203104							Status: Active		
Citywide program services for all RPW inspections						Phase: Planning			
						Est. Completion Date: December 2023			
	Contribution from Special Revenue Fund	\$225,000	\$225,000	\$0	\$0	\$0	\$0	\$0	\$0
Total Sources of Funding		\$225,000	\$225,000	\$0	\$0	\$0	\$0	\$0	\$0
Total Estimated Costs		\$225,000							
Total Unfunded		\$0					Funding Status:	Fully Funded	
							Actuals:	\$0	
Total Est. Annual Operating Impact		Minimal					Encumbrances:	\$0	
40-P-17-0168	Railroad Crossing at NE 42 Street and South Dixie Highway						District: 5		
40-B173901							Status: Active		
Roadway reconstruction and enhancement of ADA compliant sideways, and signage as needed						Phase: Planning			
						Est. Completion Date: December 2023			

Sources and Estimated Costs by Department

Resilience and Public Works

Project No.	Project Title	Totals	Prior Years	Current 2023-24	Future Estimates				
					2024-25	2025-26	2026-27	2027-28	2028-29
3	Contribution from General Fund	\$724,611	\$724,611	\$0	\$0	\$0	\$0	\$0	\$0
	Florida Department of Economic Opportunity	\$500,000	\$500,000	\$0	\$0	\$0	\$0	\$0	\$0
	Miami-Dade County Transportation and Public Works	\$1,401,000	\$1,401,000	\$0	\$0	\$0	\$0	\$0	\$0
Total Sources of Funding		\$2,625,611	\$2,625,611	\$0	\$0	\$0	\$0	\$0	\$0
Total Estimated Costs		\$3,865,537							
Total Unfunded		\$1,239,926					Funding Status:	Partial	
							<i>Actuals:</i>	\$752,831	
Total Est. Annual Operating Impact		Minimal					<i>Encumbrances:</i>	\$0	
40-P-20-0647	Reconstruction of SW 48 Avenue and 4 Street							District: 4	
								Status: Future Consideration	
								Phase: Planning	
	<i>Roadway reconstruction including curb & gutters, replacement of damaged sidewalks, swale restoration, pavement markings and signage.</i>							Est. Completion Date: September 2024	
No Funding Allocated		\$0	\$0	\$0	\$0	\$0	\$0	\$0	\$0
Total Sources of Funding		\$0	\$0	\$0	\$0	\$0	\$0	\$0	\$0
Total Estimated Costs		\$866,538							
Total Unfunded		\$866,538					Funding Status:	Unfunded	
							<i>Actuals:</i>	\$0	
Total Est. Annual Operating Impact		\$0					<i>Encumbrances:</i>	\$0	
40-P-20-0447	Repair and Maintenance of Cuban Memorial Boulevard							District: 3	
40-B30438								Status: Active	
								Phase: Construction	
	<i>Repairs and maintenance of existing irrigation, landscaping enhancements, clean-up of hardscapes and site furnishings-Cuban Memorial Boulevard/Endcap at Coral Way</i>							Est. Completion Date: December 2023	
	Contribution from Special Revenue Fund	\$98,188	\$98,188	\$0	\$0	\$0	\$0	\$0	\$0
Total Sources of Funding		\$98,188	\$98,188	\$0	\$0	\$0	\$0	\$0	\$0
Total Estimated Costs		\$98,188							
Total Unfunded		\$0					Funding Status:	Partial	
							<i>Actuals:</i>	\$93,528	
Total Est. Annual Operating Impact		Minimal					<i>Encumbrances:</i>	\$0	

Sources and Estimated Costs by Department

Resilience and Public Works

Project No.	Project Title	Totals	Prior Years	Current 2023-24	Future Estimates				
					2024-25	2025-26	2026-27	2027-28	2028-29
40-P-20-0448	Riverview and Lawrence Pump Stations								
40-B30992									
Removal of two pumps and motors and the installation of two 35,000 GPM axial flow pumps and two 500 hp electric motors including all electrical appurtenances and upgrades Phase I, back up generator and fire suppression system, Phase II							District: 3		
							Status: Active		
							Phase: Construction		
							Est. Completion Date: December 2023		
Contribution from Special Revenue Fund		\$588,500	\$588,500	\$0	\$0	\$0	\$0	\$0	\$0
Local Option Gas Tax 1		\$500,000	\$500,000	\$0	\$0	\$0	\$0	\$0	\$0
Stormwater Utility Trust Fund 2008		\$1,871,910	\$1,871,910	\$0	\$0	\$0	\$0	\$0	\$0
Total Sources of Funding		\$2,960,410	\$2,960,410	\$0	\$0	\$0	\$0	\$0	\$0
Total Estimated Costs		\$3,065,260							
Total Unfunded		\$104,850					Funding Status: Partial		
							Actuals: \$1,662,622		
Total Est. Annual Operating Impact		Minimal					Encumbrances: \$1,235,983		
40-P-20-0602	Roadway Reconstruction								
Roadway Reconstruction							District: Citywide		
							Status: Future Consideration		
							Phase: Planning		
							Est. Completion Date: September 2041		
No Funding Allocated		\$0	\$0	\$0	\$0	\$0	\$0	\$0	\$0
Total Sources of Funding		\$0	\$0	\$0	\$0	\$0	\$0	\$0	\$0
Total Estimated Costs		\$938,000,000							
Total Unfunded		\$938,000,000					Funding Status: Unfunded		
							Actuals: \$0		
Total Est. Annual Operating Impact		\$0					Encumbrances: \$0		
40-P-20-0492	Rockerman Canal Improvements								
40-B30680									
Removing the sediment accumulated in the Canal with maintenance to restore the Rockerman Canal and Kennedy Park shoreline							District: 2		
							Status: Active		
							Phase: Planning		
							Est. Completion Date: September 2024		

Sources and Estimated Costs by Department

Resilience and Public Works

Project No.	Project Title	Totals	Prior Years	Current 2023-24	Future Estimates				
					2024-25	2025-26	2026-27	2027-28	2028-29
	Homeland Defense Bond Series 3	\$65,000	\$65,000	\$0	\$0	\$0	\$0	\$0	\$0
	Rockerman Canal Special Assessment	\$272,490	\$272,490	\$0	\$0	\$0	\$0	\$0	\$0
	Stormwater Utility Trust Fund	\$286,599	\$286,599	\$0	\$0	\$0	\$0	\$0	\$0
	Stormwater Utility Trust Fund 2008	\$272,726	\$272,726	\$0	\$0	\$0	\$0	\$0	\$0
Total Sources of Funding		\$896,815	\$896,815	\$0	\$0	\$0	\$0	\$0	\$0
Total Estimated Costs		\$896,815							
Total Unfunded		\$0					Funding Status:	Fully Funded	
							Actuals:	\$858,815	
Total Est. Annual Operating Impact		Minimal					Encumbrances:	\$4,950	
40-P-20-0460	Royal Road Seawall Replacement - Phase I						District: 2		
40-B203601							Status: Adopted		
Replacement of end of street seawall						Phase: Planning			
						Est. Completion Date: December 2023			
	Contribution from Special Revenue Fund	\$27,000	\$27,000	\$0	\$0	\$0	\$0	\$0	\$0
Total Sources of Funding		\$27,000	\$27,000	\$0	\$0	\$0	\$0	\$0	\$0
Total Estimated Costs		\$27,000							
Total Unfunded		\$0					Funding Status:	Fully Funded	
							Actuals:	\$0	
Total Est. Annual Operating Impact		Minimal					Encumbrances:	\$0	
60-P-21-0007	RPW Heavy Fleet Acquisition						District: Citywide		
40-B173114							Status: Adopted		
Acquisition of Heavy Machinery						Phase: Non-Infrastructure			
						Est. Completion Date: December 2023			
	Contribution from General Fund 3	\$2,211,000	\$2,211,000	\$0	\$0	\$0	\$0	\$0	\$0
	Contribution from Special Revenue Fund	\$1,178,524	\$1,178,524	\$0	\$0	\$0	\$0	\$0	\$0
Total Sources of Funding		\$3,389,524	\$3,389,524	\$0	\$0	\$0	\$0	\$0	\$0
Total Estimated Costs		\$3,389,524							
Total Unfunded		\$0					Funding Status:	Fully Funded	
							Actuals:	\$2,457,802	
Total Est. Annual Operating Impact		\$0					Encumbrances:	\$921,465	

Sources and Estimated Costs by Department

Resilience and Public Works

Project No.	Project Title	Totals	Prior Years	Current 2023-24	Future Estimates				
					2024-25	2025-26	2026-27	2027-28	2028-29
60-P-21-0008	RPW Light Fleet Acquisition								
40-B223117									
Acquisition of vehicles							District: Citywide		
							Status: Adopted		
							Phase: Non-Infrastructure		
							Est. Completion Date: December 2023		
Contribution from General Fund 3		\$194,000	\$194,000	\$0	\$0	\$0	\$0	\$0	\$0
Total Sources of Funding		\$194,000	\$194,000	\$0	\$0	\$0	\$0	\$0	\$0
Total Estimated Costs		\$194,000							
Total Unfunded		\$0					Funding Status: Fully Funded		
Total Est. Annual Operating Impact		\$0					Actuals: \$185,108		
							Encumbrances: \$0		
40-P-00-0089	SE 12 Terrace Roadway Improvements								
40-B50205									
Milling and resurfacing, minor road repairs and striping and pavement markings.							District: 2		
							Status: Active		
							Phase: Administrative Close-Out		
							Est. Completion Date: December 2023		
Contribution from General Fund 3		\$85,966	\$85,966	\$0	\$0	\$0	\$0	\$0	\$0
Total Sources of Funding		\$85,966	\$85,966	\$0	\$0	\$0	\$0	\$0	\$0
Total Estimated Costs		\$86,374							
Total Unfunded		\$408					Funding Status: Partial		
Total Est. Annual Operating Impact		Minimal					Actuals: \$79,233		
							Encumbrances: \$4,233		
40-P-20-0641	SE 25 Road Seawall and Baywalk - FIND								
Shoreline improvement of approximately 120-feet of existing failed seawall. Includes demolition, installation of new steel sheet pile, new concrete cap and placement of approximately 140 tons of riprap boulders along the new seawall.							District: 2		
							Status: Future Consideration		
							Phase: Planning		
							Est. Completion Date: December 2023		
No Funding Allocated		\$0	\$0	\$0	\$0	\$0	\$0	\$0	\$0
Total Sources of Funding		\$0	\$0	\$0	\$0	\$0	\$0	\$0	\$0
Total Estimated Costs		\$1,750,000							
Total Unfunded		\$1,750,000					Funding Status: Unfunded		
Total Est. Annual Operating Impact		\$0					Actuals: \$0		
							Encumbrances: \$0		

Resilience and Public Works

352

Sources and Estimated Costs by Department

Resilience and Public Works

Project No.	Project Title	Totals	Prior Years	Current 2023-24	Future Estimates				
					2024-25	2025-26	2026-27	2027-28	2028-29
	American Rescue Plan Act	\$500,000	\$500,000	\$0	\$0	\$0	\$0	\$0	\$0
	Citywide Landscape	\$104,525	\$104,525	\$0	\$0	\$0	\$0	\$0	\$0
	Contribution from General Fund 3	\$100,000	\$100,000	\$0	\$0	\$0	\$0	\$0	\$0
	Contribution from General Fund-SSL	\$77,060	\$77,060	\$0	\$0	\$0	\$0	\$0	\$0
	Contribution from Special Revenue Fund	\$163,720	\$163,720	\$0	\$0	\$0	\$0	\$0	\$0
	Transit Half-Cent Surtax 2	\$146,548	\$146,548	\$0	\$0	\$0	\$0	\$0	\$0
Total Sources of Funding		\$1,091,853	\$1,091,853	\$0	\$0	\$0	\$0	\$0	\$0
Total Estimated Costs		\$1,379,267							
Total Unfunded		\$287,414					Funding Status:	Partial	
							Actuals:	\$100,264	
Total Est. Annual Operating Impact		Minimal					Encumbrances:	\$858,619	
40-P-00-0105	Silver Bluff Traffic Calming Improvements						District:	4	
40-B50408							Status:	Active	
Silver Bluff Traffic Calming Improvements							Phase:	Final Completion	
							Est. Completion Date:	December 2023	
	Contribution from General Fund-SSL	\$45,005	\$45,005	\$0	\$0	\$0	\$0	\$0	\$0
	Parking Surcharge 2	\$22,000	\$22,000	\$0	\$0	\$0	\$0	\$0	\$0
	Stormwater Utility Trust Fund 2008	\$2,724	\$2,724	\$0	\$0	\$0	\$0	\$0	\$0
	Street Bonds - Series 2009	\$156,899	\$156,899	\$0	\$0	\$0	\$0	\$0	\$0
	Transit Half-Cent Surtax 1	\$163,786	\$163,786	\$0	\$0	\$0	\$0	\$0	\$0
	Transit Half-Cent Surtax 2	\$293,937	\$293,937	\$0	\$0	\$0	\$0	\$0	\$0
Total Sources of Funding		\$684,351	\$684,351	\$0	\$0	\$0	\$0	\$0	\$0
Total Estimated Costs		\$684,351							
Total Unfunded		\$0					Funding Status:	Fully Funded	
							Actuals:	\$648,164	
Total Est. Annual Operating Impact		Minimal					Encumbrances:	\$36,188	
40-P-17-0167	Solana Road Drainage Improvements						District:	2	
40-B173845							Status:	Active	
Millig and resurfacing, drainage improvements, miscellaneous asphalt driveway approach, pavement marking and signage.							Phase:	Administrative Close-Out	
							Est. Completion Date:	December 2023	

Sources and Estimated Costs by Department

Resilience and Public Works

Project No.	Project Title	Totals	Prior Years	Current 2023-24	Future Estimates				
					2024-25	2025-26	2026-27	2027-28	2028-29
Stormwater Utility Trust Fund 2008		\$160,000	\$160,000	\$0	\$0	\$0	\$0	\$0	\$0
Total Sources of Funding		\$160,000	\$160,000	\$0	\$0	\$0	\$0	\$0	\$0
Total Estimated Costs		\$160,000							
Total Unfunded		\$0							
Total Est. Annual Operating Impact		Minimal							
40-P-00-0029	South Bayshore Drive Roadway and Drainage Improvements								
40-B30646									
Widening and reconstruction of roadway with drainage, traffic signalization, bike lane and landscape improvements.							District: 2		
							Status: Active		
							Phase: Administrative Close-Out		
							Est. Completion Date: December 2023		
Homeland Defense Bond Series 3		\$18,618	\$18,618	\$0	\$0	\$0	\$0	\$0	\$0
Miami-Dade County WASD		\$161,994	\$161,994	\$0	\$0	\$0	\$0	\$0	\$0
Parking Surcharge 2		\$250,986	\$250,986	\$0	\$0	\$0	\$0	\$0	\$0
Transit Half-Cent Surtax 2		\$99,063	\$99,063	\$0	\$0	\$0	\$0	\$0	\$0
Total Sources of Funding		\$530,661	\$530,661	\$0	\$0	\$0	\$0	\$0	\$0
Total Estimated Costs		\$530,661							
Total Unfunded		\$0							
Total Est. Annual Operating Impact		Minimal							
40-P-00-0036	South Bayshore Lane/Fairview Street - East and West								
40-B30737									
Phase I: Roadway reconstruction, drainage improvements, sidewalk and driveway approach replacement, swale restoration, striping, signage and ADA ramps. Phase II: Design and construction of new pump station							District: 2		
							Status: Active		
							Phase: Dry-Run/Permit		
							Est. Completion Date: March 2024		

Sources and Estimated Costs by Department

Resilience and Public Works

Project No.	Project Title	Totals	Prior Years	Current 2023-24	Future Estimates				
					2024-25	2025-26	2026-27	2027-28	2028-29
	Contribution from General Fund 3	\$104,452	\$104,452	\$0	\$0	\$0	\$0	\$0	\$0
	Local Option Gas Tax 1	\$10,834	\$10,834	\$0	\$0	\$0	\$0	\$0	\$0
	Local Option Gas Tax 2	\$5,570	\$5,570	\$0	\$0	\$0	\$0	\$0	\$0
	Miami Forever Bonds - Sea Level S1A	\$1,800,000	\$1,800,000	\$0	\$0	\$0	\$0	\$0	\$0
	Miami-Dade County General Obligation Bond	\$583,802	\$583,802	\$0	\$0	\$0	\$0	\$0	\$0
	Miami-Dade County WASD	\$18,307	\$18,307	\$0	\$0	\$0	\$0	\$0	\$0
	Miami-Dade County WASD	\$155,272	\$155,272	\$0	\$0	\$0	\$0	\$0	\$0
	Parking Surcharge 2	\$30,396	\$30,396	\$0	\$0	\$0	\$0	\$0	\$0
	Street Bonds - Series 2009	\$10,326	\$10,326	\$0	\$0	\$0	\$0	\$0	\$0
	Street Bonds - Series 2018C	\$715	\$715	\$0	\$0	\$0	\$0	\$0	\$0
	Transit Half-Cent Surtax 2	\$1,947,135	\$1,947,135	\$0	\$0	\$0	\$0	\$0	\$0
Total Sources of Funding		\$4,666,807	\$4,666,807	\$0	\$0	\$0	\$0	\$0	\$0
Total Estimated Costs		\$9,588,960							
Total Unfunded		\$4,922,153					Funding Status:	Partial	
							Actuals:	\$1,502,821	
Total Est. Annual Operating Impact		Minimal					Encumbrances:	\$125,304	
40-P-17-0143	South Golden Pines No Outlet Streets Improvements					District: 4			
40-B173613						Status: Active			
Milling and Resurfacing (M&R), ADA, and major drainage improvements, some reworking, limited reconstruction, landscaping (trees), valley gutters					Phase: Design				
					Est. Completion Date: December 2023				
	Contribution from Special Revenue Fund	\$193,903	\$193,903	\$0	\$0	\$0	\$0	\$0	\$0
	Florida Inland Navigation District	\$162,980	\$162,980	\$0	\$0	\$0	\$0	\$0	\$0
	Local Option Gas Tax 2	\$350,000	\$350,000	\$0	\$0	\$0	\$0	\$0	\$0
	Transit Half-Cent Surtax 2	\$211,099	\$211,099	\$0	\$0	\$0	\$0	\$0	\$0
Total Sources of Funding		\$917,982	\$917,982	\$0	\$0	\$0	\$0	\$0	\$0
Total Estimated Costs		\$6,521,515							
Total Unfunded		\$5,603,533					Funding Status:	Partial	
							Actuals:	\$279,430	
Total Est. Annual Operating Impact		Minimal					Encumbrances:	\$574,127	

Sources and Estimated Costs by Department

Resilience and Public Works

Project No.	Project Title	Totals	Prior Years	Current 2023-24	Future Estimates				
					2024-25	2025-26	2026-27	2027-28	2028-29
40-P-00-0041	South Grove Roadway and Drainage Improvements - Phase III								
40-B30836									
<i>Milling and Resurfacing, swale and spot drainage improvements</i>							District: 2		
							Status: Active		
							Phase: Final Completion		
							Est. Completion Date: December 2023		
Contribution from General Fund 3		\$76,723	\$76,723	\$0	\$0	\$0	\$0	\$0	\$0
Local Option Gas Tax 2		\$61,620	\$61,620	\$0	\$0	\$0	\$0	\$0	\$0
Miami-Dade County WASD		\$63,182	\$63,182	\$0	\$0	\$0	\$0	\$0	\$0
Miami-Dade County WASD		\$477,839	\$477,839	\$0	\$0	\$0	\$0	\$0	\$0
Stormwater Utility Trust Fund		\$106,010	\$106,010	\$0	\$0	\$0	\$0	\$0	\$0
Stormwater Utility Trust Fund 2008		\$2,981	\$2,981	\$0	\$0	\$0	\$0	\$0	\$0
Street Bonds - Series 2007		\$766	\$766	\$0	\$0	\$0	\$0	\$0	\$0
Street Bonds - Series 2009		\$108,044	\$108,044	\$0	\$0	\$0	\$0	\$0	\$0
Transit Half-Cent Surtax 1		\$4,240	\$4,240	\$0	\$0	\$0	\$0	\$0	\$0
Transit Half-Cent Surtax 2		\$1,157,650	\$1,157,650	\$0	\$0	\$0	\$0	\$0	\$0
Total Sources of Funding		\$2,059,053	\$2,059,053	\$0	\$0	\$0	\$0	\$0	\$0
Total Estimated Costs		\$2,070,926							
Total Unfunded		\$11,873					Funding Status: Partial		
							Actuals: \$1,905,477		
Total Est. Annual Operating Impact		Minimal					Encumbrances: \$51,297		
40-P-20-0742	South Grove Traffic Study - Construction								
40-B213601									
<i>South Grove Traffic Calming Implementation</i>							District: 2		
							Status: Active		
							Phase: Final Completion		
							Est. Completion Date: December 2023		
Contribution from General Fund 3		\$600,000	\$600,000	\$0	\$0	\$0	\$0	\$0	\$0
Contribution from Special Revenue Fund		\$250,000	\$250,000	\$0	\$0	\$0	\$0	\$0	\$0
Total Sources of Funding		\$850,000	\$850,000	\$0	\$0	\$0	\$0	\$0	\$0
Total Estimated Costs		\$850,000							
Total Unfunded		\$0					Funding Status: Fully Funded		
							Actuals: \$261,443		
Total Est. Annual Operating Impact		Minimal					Encumbrances: \$122,554		

Sources and Estimated Costs by Department

Resilience and Public Works

Project No.	Project Title	Totals	Prior Years	Current 2023-24	Future Estimates				
					2024-25	2025-26	2026-27	2027-28	2028-29
40-P-00-0006 40-B30404	South Miami Court SW 27 Road and SW 28 Road Roadway Improvements								
	<i>Pavement restoration, drainage improvements, sidewalk and driveway approach repairs, new curb and gutter, fence, striping and signage and ADA ramps where applicable</i>								
Contribution from General Fund 3		\$235,014	\$235,014	\$0	\$0	\$0	\$0	\$0	\$0
Total Sources of Funding		\$235,014	\$235,014	\$0	\$0	\$0	\$0	\$0	\$0
Total Estimated Costs		\$235,014							
Total Unfunded		\$0							
Total Est. Annual Operating Impact		Minimal							
40-P-20-0449 40-B193805	Spot Drainage								
	<i>Flood/drainage improvements ncluding minor spot re-grading of swales and adjacent roadway, and minor drainage inlet and/or exfiltration trench installations</i>								
Parking Surcharge 2		\$428,000	\$428,000	\$0	\$0	\$0	\$0	\$0	\$0
Total Sources of Funding		\$428,000	\$428,000	\$0	\$0	\$0	\$0	\$0	\$0
Total Estimated Costs		\$428,000							
Total Unfunded		\$0							
Total Est. Annual Operating Impact		Minimal							
40-P-20-0648 40-B223601	Spring Garden Traffic Calming Devices								
	<i>Design and construction of three traffic calming devices (2 raised intersections and 1 speed hump) Restriping of northbound lane approach at another intersection</i>								
Contribution from General Fund 3		\$270,000	\$270,000	\$0	\$0	\$0	\$0	\$0	\$0
Total Sources of Funding		\$270,000	\$270,000	\$0	\$0	\$0	\$0	\$0	\$0
Total Estimated Costs		\$1,238,360							
Total Unfunded		\$968,360							
Total Est. Annual Operating Impact		\$0							

Sources and Estimated Costs by Department

Resilience and Public Works

Project No.	Project Title	Totals	Prior Years	Current 2023-24	Future Estimates				
					2024-25	2025-26	2026-27	2027-28	2028-29
40-P-00-0027 40-B30632A	Stormwater Master Plan Update								
<i>Drainage improvements - Master Plan update</i>							District: Citywide		
							Status: Active		
							Phase: Monitoring		
							Est. Completion Date: December 2023		
Contribution from General Fund 3		\$1,984,000	\$1,984,000	\$0	\$0	\$0	\$0	\$0	\$0
Florida Department of Environmental Protection		\$1,125,000	\$1,125,000	\$0	\$0	\$0	\$0	\$0	\$0
Stormwater Utility Trust Fund 2008		\$2,503,186	\$2,503,186	\$0	\$0	\$0	\$0	\$0	\$0
Total Sources of Funding		\$5,612,186	\$5,612,186	\$0	\$0	\$0	\$0	\$0	\$0
Total Estimated Costs		\$5,612,186							
Total Unfunded		\$0					Funding Status: Fully Funded		
							Actuals: \$5,264,623		
							Encumbrances: \$217,181		
Total Est. Annual Operating Impact		Minimal							
40-P-20-0450 40-B203801	Supervisory Control and Data Acquisition System for Stormwater Pump Station								
<i>Purchase of the Supervisory Control and Data Acquisition (SCADA) System which will monitor storm pump stations in real time</i>							District: Citywide		
							Status: Active		
							Phase: Design		
							Est. Completion Date: December 2023		
Contribution from General Fund 3		\$180,000	\$180,000	\$0	\$0	\$0	\$0	\$0	\$0
Local Option Gas Tax 1		\$26,179	\$26,179	\$0	\$0	\$0	\$0	\$0	\$0
Stormwater Utility Trust Fund 2008		\$510,529	\$510,529	\$0	\$0	\$0	\$0	\$0	\$0
Total Sources of Funding		\$716,708	\$716,708	\$0	\$0	\$0	\$0	\$0	\$0
Total Estimated Costs		\$716,708							
Total Unfunded		\$0					Funding Status: Fully Funded		
							Actuals: \$36,813		
							Encumbrances: \$0		
Total Est. Annual Operating Impact		\$13,000							
40-P-00-0040 40-B30833	SW 1 Avenue from SW 15 and SW 7 Street								
<i>Curb replacement, ADA ramp improvements, milling & resurfacing, minor drainage</i>							District: 2		
							Status: Active		
							Phase: Construction		
							Est. Completion Date: December 2023		

Sources and Estimated Costs by Department

Resilience and Public Works

Project No.	Project Title	Totals	Prior Years	Current 2023-24	Future Estimates				
					2024-25	2025-26	2026-27	2027-28	2028-29
Homeland Defense Bond Series 3		\$13,509	\$13,509	\$0	\$0	\$0	\$0	\$0	\$0
Local Option Gas Tax 1		\$99,414	\$99,414	\$0	\$0	\$0	\$0	\$0	\$0
Parking Surcharge 2		\$705,973	\$705,973	\$0	\$0	\$0	\$0	\$0	\$0
Transit Half-Cent Surtax 2		\$435,940	\$435,940	\$0	\$0	\$0	\$0	\$0	\$0
Total Sources of Funding		\$1,254,835	\$1,254,835	\$0	\$0	\$0	\$0	\$0	\$0
Total Estimated Costs		\$1,145,180							
Total Unfunded		(\$109,655)							
Total Est. Annual Operating Impact		Minimal							
40-P-00-0090 SW 12 Street from SW 13 Avenue and SW 13 Court					District: 3				
40-B50303					Status: Active				
Milling and resurfacing, drainage, miscellaneous sidewalk repairs, ADA compliance and striping.					Phase: Final Completion				
					Est. Completion Date: December 2023				
Street Bonds - Series 2009		\$130,904	\$130,904	\$0	\$0	\$0	\$0	\$0	\$0
Street Bonds - Series 2018C		\$35,138	\$35,138	\$0	\$0	\$0	\$0	\$0	\$0
Transit Half-Cent Surtax 2		\$3,811	\$3,811	\$0	\$0	\$0	\$0	\$0	\$0
Total Sources of Funding		\$169,854	\$169,854	\$0	\$0	\$0	\$0	\$0	\$0
Total Estimated Costs		\$169,854							
Total Unfunded		\$0							
Total Est. Annual Operating Impact		Minimal							
40-P-00-0094 SW 12 Street from SW 16 and SW 17 Avenue					District: 3				
40-B50311					Status: Active				
Milling and resurfacing, drainage, miscellaneous sidewalk repairs, ADA compliance and striping.					Phase: Final Completion				
					Est. Completion Date: December 2023				

Sources and Estimated Costs by Department

Resilience and Public Works

Project No.	Project Title	Totals	Prior Years	Current 2023-24	Future Estimates				
					2024-25	2025-26	2026-27	2027-28	2028-29
	Street Bonds - Series 2009	\$40,823	\$40,823	\$0	\$0	\$0	\$0	\$0	\$0
	Street Bonds - Series 2018C	\$203,302	\$203,302	\$0	\$0	\$0	\$0	\$0	\$0
	Transit Half-Cent Surtax 2	\$43,000	\$43,000	\$0	\$0	\$0	\$0	\$0	\$0
Total Sources of Funding		\$287,125	\$287,125	\$0	\$0	\$0	\$0	\$0	\$0
Total Estimated Costs		\$287,125							
Total Unfunded		\$0					Funding Status:	Fully Funded	
							Actuals:	\$268,070	
Total Est. Annual Operating Impact		Minimal					Encumbrances:	\$715	
40-P-00-0098	SW 14 Terrace from SW 16 Avenue to SW 17 Avenue						District: 3		
40-B50316							Status: Active		
Milling and resurfacing, drainage, miscellaneous sidewalk repairs, ADA compliance and striping.						Phase: Final Completion			
						Est. Completion Date: December 2023			
	Local Option Gas Tax 1	\$27,257	\$27,257	\$0	\$0	\$0	\$0	\$0	\$0
	Transit Half-Cent Surtax 1	\$61,526	\$61,526	\$0	\$0	\$0	\$0	\$0	\$0
Total Sources of Funding		\$88,783	\$88,783	\$0	\$0	\$0	\$0	\$0	\$0
Total Estimated Costs		\$88,783							
Total Unfunded		\$0					Funding Status:	Fully Funded	
							Actuals:	\$81,981	
Total Est. Annual Operating Impact		Minimal					Encumbrances:	\$2,701	
40-P-17-0146	SW 15 Road from SW 3 Avenue and SW 11 Street						District: 3		
40-B173619							Status: Active		
Reconstruction of Roads , Drainage, Curb and Gutter, Landscaping, Sidewalk, ADA ramps						Phase: Design			
						Est. Completion Date: December 2023			

Sources and Estimated Costs by Department

Resilience and Public Works

Project No.	Project Title	Totals	Prior Years	Current 2023-24	Future Estimates				
					2024-25	2025-26	2026-27	2027-28	2028-29
	Local Option Gas Tax 1	\$50,000	\$50,000	\$0	\$0	\$0	\$0	\$0	\$0
	Local Option Gas Tax 2	\$12,689	\$12,689	\$0	\$0	\$0	\$0	\$0	\$0
	Stormwater Utility Trust Fund 2008	\$119,000	\$119,000	\$0	\$0	\$0	\$0	\$0	\$0
	Street Bonds - Series 2009	\$2,619	\$2,619	\$0	\$0	\$0	\$0	\$0	\$0
	Street Bonds - Series 2018C	\$2,051	\$2,051	\$0	\$0	\$0	\$0	\$0	\$0
	Transit Half-Cent Surtax 2	\$268,325	\$268,325	\$0	\$0	\$0	\$0	\$0	\$0
Total Sources of Funding		\$454,684	\$454,684	\$0	\$0	\$0	\$0	\$0	\$0
Total Estimated Costs		\$2,111,239							
Total Unfunded		\$1,656,555					Funding Status:	Partial	
							Actuals:	\$235,272	
Total Est. Annual Operating Impact		Minimal					Encumbrances:	\$85,951	
40-P-17-0153	SW 15 Street from SW 12 Avenue to SW 14 Avenue						District: 3		
40-B173630							Status: Active		
Milling and resurfacing, drainage improvements, replacement of damaged curb and gutter, sidewalks, driveway approaches, ADA Ramps, signing and pavement marking, utility coordination and permits.						Phase: Final Completion			
						Est. Completion Date: December 2023			
	Transit Half-Cent Surtax 2	\$377,449	\$377,449	\$0	\$0	\$0	\$0	\$0	\$0
Total Sources of Funding		\$377,449	\$377,449	\$0	\$0	\$0	\$0	\$0	\$0
Total Estimated Costs		\$377,449							
Total Unfunded		\$0					Funding Status:	Fully Funded	
							Actuals:	\$238,474	
Total Est. Annual Operating Impact		Minimal					Encumbrances:	\$130,469	
40-P-00-0100	SW 15 Street from SW 13 Avenue to SW 14 Avenue						District: 3		
40-B50322							Status: Active		
Milling and resurfacing, drainage, miscellaneous sidewalk repairs, ADA compliance and striping.						Phase: Final Completion			
						Est. Completion Date: December 2023			
	Transit Half-Cent Surtax 2	\$51,000	\$51,000	\$0	\$0	\$0	\$0	\$0	\$0
Total Sources of Funding		\$51,000	\$51,000	\$0	\$0	\$0	\$0	\$0	\$0
Total Estimated Costs		\$51,000							
Total Unfunded		\$0					Funding Status:	Fully Funded	
							Actuals:	\$36,480	
Total Est. Annual Operating Impact		Minimal					Encumbrances:	\$11,118	

Sources and Estimated Costs by Department

Resilience and Public Works

Project No.	Project Title	Totals	Prior Years	Current 2023-24	Future Estimates				
					2024-25	2025-26	2026-27	2027-28	2028-29
40-P-19-0218	SW 16th Avenue Traffic Calming								
40-B193618									
Removal of the existing rubberized speed cushions and associated markings installed by County. Installation of two asphalt speed humps with associated signs and markings.							District: 3		
							Status: Active		
							Phase: Administrative Close-Out		
							Est. Completion Date: December 2023		
Contribution from General Fund 3		\$79,548	\$79,548	\$0	\$0	\$0	\$0	\$0	\$0
Transit Half-Cent Surtax 2		\$11,299	\$11,299	\$0	\$0	\$0	\$0	\$0	\$0
Total Sources of Funding		\$90,847	\$90,847	\$0	\$0	\$0	\$0	\$0	\$0
Total Estimated Costs		\$90,847							
Total Unfunded		\$0							
Total Est. Annual Operating Impact		Minimal							
							Funding Status: Fully Funded		
							Actuals: \$80,652		
							Encumbrances: \$525		
40-P-00-0095	SW 17 Street from SW 16 and SW 14 Avenue								
40-B50312									
Milling and resurfacing, drainage, miscellaneous sidewalk repairs, ADA compliance and striping.							District: 3		
							Status: Active		
							Phase: Final Completion		
							Est. Completion Date: December 2023		
Stormwater Utility Trust Fund 2008		\$35,883	\$35,883	\$0	\$0	\$0	\$0	\$0	\$0
Transit Half-Cent Surtax 1		\$52,445	\$52,445	\$0	\$0	\$0	\$0	\$0	\$0
Total Sources of Funding		\$88,328	\$88,328	\$0	\$0	\$0	\$0	\$0	\$0
Total Estimated Costs		\$88,328							
Total Unfunded		\$0							
Total Est. Annual Operating Impact		Minimal							
							Funding Status: Fully Funded		
							Actuals: \$84,760		
							Encumbrances: \$0		
40-P-00-0096	SW 17 Street from SW 16 and SW 17 Avenue								
40-B50312A									
SW 17 Street (16 Ave to 17 ave).Milling and resurfacing, minor drainage improvements, repair of sdwk and ADA issues.							District: 3		
							Status: Active		
							Phase: Final Completion		
							Est. Completion Date: December 2023		

Sources and Estimated Costs by Department

Resilience and Public Works

Project No.	Project Title	Totals	Prior Years	Current 2023-24	Future Estimates				
					2024-25	2025-26	2026-27	2027-28	2028-29
Street Bonds - Series 2009		\$26,489	\$26,489	\$0	\$0	\$0	\$0	\$0	\$0
Street Bonds - Series 2018C		\$234,597	\$234,597	\$0	\$0	\$0	\$0	\$0	\$0
Transit Half-Cent Surtax 1		\$16,470	\$16,470	\$0	\$0	\$0	\$0	\$0	\$0
Transit Half-Cent Surtax 2		\$31,781	\$31,781	\$0	\$0	\$0	\$0	\$0	\$0
Total Sources of Funding		\$309,338	\$309,338	\$0	\$0	\$0	\$0	\$0	\$0
Total Estimated Costs		\$309,338							
Total Unfunded		\$0					Funding Status:	Fully Funded	
							Actuals:	\$300,279	
Total Est. Annual Operating Impact		Minimal					Encumbrances:	\$9,058	
40-P-00-0091	SW 18 Street from SW 12 Avenue to SW 13 Avenue					District: 3			
40-B50305						Status: Active			
Milling and resurfacing, drainage, miscellaneous sidewalk repairs, ADA compliance and striping.					Phase: Final Completion				
					Est. Completion Date: December 2023				
Transit Half-Cent Surtax 2		\$141,662	\$141,662	\$0	\$0	\$0	\$0	\$0	\$0
Total Sources of Funding		\$141,662	\$141,662	\$0	\$0	\$0	\$0	\$0	\$0
Total Estimated Costs		\$141,662							
Total Unfunded		\$0					Funding Status:	Fully Funded	
							Actuals:	\$95,264	
Total Est. Annual Operating Impact		Minimal					Encumbrances:	\$46,270	
40-P-17-0152	SW 20 Street from SW 14 Avenue to SW 15 Avenue					District: 3			
40-B173628						Status: Active			
Milling and resurfacing, drainage improvements, replacement of damaged curb and gutter, sidewalks, driveway approaches, ADA Ramps, signing and pavement marking, utility coordination and permits.					Phase: Administrative Close-Out				
					Est. Completion Date: December 2023				
Transit Half-Cent Surtax 1		\$37,736	\$37,736	\$0	\$0	\$0	\$0	\$0	\$0
Transit Half-Cent Surtax 2		\$254,907	\$254,907	\$0	\$0	\$0	\$0	\$0	\$0
Total Sources of Funding		\$292,643	\$292,643	\$0	\$0	\$0	\$0	\$0	\$0
Total Estimated Costs		\$292,643							
Total Unfunded		\$0					Funding Status:	Fully Funded	
							Actuals:	\$275,539	
Total Est. Annual Operating Impact		Minimal					Encumbrances:	\$0	

Sources and Estimated Costs by Department

Resilience and Public Works

Project No.	Project Title	Totals	Prior Years	Current 2023-24	Future Estimates				
					2024-25	2025-26	2026-27	2027-28	2028-29
40-P-00-0099	SW 20 Street from SW 16 Avenue to SW 17 Avenue								
40-B50319									
<i>Milling and resurfacing, drainage, miscellaneous sidewalk repairs, ADA compliance and striping.</i>							District: 3 Status: Active Phase: Administrative Close-Out Est. Completion Date: December 2023		
Local Option Gas Tax 2		\$35,886	\$35,886	\$0	\$0	\$0	\$0	\$0	\$0
Transit Half-Cent Surtax 2		\$216,726	\$216,726	\$0	\$0	\$0	\$0	\$0	\$0
Total Sources of Funding		\$252,612	\$252,612	\$0	\$0	\$0	\$0	\$0	\$0
Total Estimated Costs		\$252,612							
Total Unfunded		\$0					Funding Status: Fully Funded Actuals: \$245,387 Encumbrances: \$0		
Total Est. Annual Operating Impact		Minimal							
40-P-00-0050	SW 21 Street and SW 24 Avenue Roadway Improvements								
40-B30979									
<i>Construction of speed tables, bulb-outs, drainage improvements, ADA ramps, road milling and resurfacing.</i>							District: 4 Status: Active Phase: Final Completion Est. Completion Date: December 2023		
Transit Half-Cent Surtax 1		\$80,000	\$80,000	\$0	\$0	\$0	\$0	\$0	\$0
Transit Half-Cent Surtax 2		\$641,459	\$641,459	\$0	\$0	\$0	\$0	\$0	\$0
Total Sources of Funding		\$721,459	\$721,459	\$0	\$0	\$0	\$0	\$0	\$0
Total Estimated Costs		\$721,459							
Total Unfunded		\$0					Funding Status: Fully Funded Actuals: \$718,483 Encumbrances: \$0		
Total Est. Annual Operating Impact		Minimal							
40-P-00-0103	SW 22 Terrace from SW 27 Avenue to SW 32 Avenue								
40-B50407									
<i>Drainage improvements, pavement restoration, swale turf blocks, swale restoration, sidewalk and driveway approach repairs and ADA ramps as needed</i>							District: 4 Status: Active Phase: Final Completion Est. Completion Date: December 2023		

Sources and Estimated Costs by Department

Resilience and Public Works

Project No.	Project Title	Totals	Prior Years	Current 2023-24	Future Estimates				
					2024-25	2025-26	2026-27	2027-28	2028-29
	Contribution from General Fund-SSL	\$4,038	\$4,038	\$0	\$0	\$0	\$0	\$0	\$0
	Parking Surcharge 2	\$318,709	\$318,709	\$0	\$0	\$0	\$0	\$0	\$0
	Transit Half-Cent Surtax 2	\$227,253	\$227,253	\$0	\$0	\$0	\$0	\$0	\$0
Total Sources of Funding		\$550,000	\$550,000	\$0	\$0	\$0	\$0	\$0	\$0
Total Estimated Costs		\$550,000							
Total Unfunded		\$0					Funding Status:	Fully Funded	
							Actuals:	\$544,506	
Total Est. Annual Operating Impact		Minimal					Encumbrances:	\$2,300	
40-P-00-0104	SW 22 Terrace from SW 32 Avenue to SW 37 Avenue -CDBG 91-03549						District: 4		
40-B50407A							Status: Active		
Drainage improvements, pavement restoration, swale turf blocks, swale restoration, sidewalk restoration, and ADA ramps as needed						Phase: Final Completion			
						Est. Completion Date: December 2023			
	Contribution from General Fund-SSL	\$6,364	\$6,364	\$0	\$0	\$0	\$0	\$0	\$0
	Parking Surcharge 2	\$31,135	\$31,135	\$0	\$0	\$0	\$0	\$0	\$0
	Transit Half-Cent Surtax 2	\$240,582	\$240,582	\$0	\$0	\$0	\$0	\$0	\$0
Total Sources of Funding		\$278,082	\$278,082	\$0	\$0	\$0	\$0	\$0	\$0
Total Estimated Costs		\$278,082							
Total Unfunded		\$0					Funding Status:	Fully Funded	
							Actuals:	\$264,299	
Total Est. Annual Operating Impact		Minimal					Encumbrances:	\$13,783	
40-P-18-0186	SW 22 Terrace Traffic Calming						District: 3		
40-B183609							Status: Active		
Design and construction of two speed humps including milling and resurfacing of adjacent areas, sawcuts, pavement marking and signage. Ballot process is required.						Phase: Final Completion			
						Est. Completion Date: December 2023			
	Contribution from General Fund 3	\$35,000	\$35,000	\$0	\$0	\$0	\$0	\$0	\$0
Total Sources of Funding		\$35,000	\$35,000	\$0	\$0	\$0	\$0	\$0	\$0
Total Estimated Costs		\$35,000							
Total Unfunded		\$0					Funding Status:	Fully Funded	
							Actuals:	\$32,383	
Total Est. Annual Operating Impact		Minimal					Encumbrances:	\$2,595	

Resilience and Public Works

366

Sources and Estimated Costs by Department

Resilience and Public Works

Project No.	Project Title	Totals	Prior Years	Current 2023-24	Future Estimates				
					2024-25	2025-26	2026-27	2027-28	2028-29
	Local Option Gas Tax 2	\$60,174	\$60,174	\$0	\$0	\$0	\$0	\$0	\$0
	Transit Half-Cent Surtax 2	\$212,800	\$212,800	\$0	\$0	\$0	\$0	\$0	\$0
Total Sources of Funding		\$272,974	\$272,974	\$0	\$0	\$0	\$0	\$0	\$0
Total Estimated Costs		\$272,974							
Total Unfunded		\$0							
Total Est. Annual Operating Impact		Minimal							
					Funding Status: Fully Funded Actuals: \$258,850 Encumbrances: \$0				
40-P-17-0160	SW 23 Street Roadway Improvements from SW 25 Avenue to SW 27 Avenue								
40-B173650									
<i>Reconstruction, Milling and Resurfacing and drainage improvements, curb & gutter replacement., sodding and pavement markings.</i>					District: 4 Status: Active Phase: Final Completion Est. Completion Date: December 2023				
	Contribution from General Fund-SSL	\$185,988	\$185,988	\$0	\$0	\$0	\$0	\$0	\$0
	Transit Half-Cent Surtax 2	\$113,185	\$113,185	\$0	\$0	\$0	\$0	\$0	\$0
Total Sources of Funding		\$299,173	\$299,173	\$0	\$0	\$0	\$0	\$0	\$0
Total Estimated Costs		\$299,173							
Total Unfunded		\$0							
Total Est. Annual Operating Impact		Minimal							
					Funding Status: Fully Funded Actuals: \$276,352 Encumbrances: \$16,916				
40-P-00-0106	SW 23 Terrace from SW 27 Avenue to SW 32 Avenue								
40-B50412									
<i>WASD (JPA) Project: Install 2,700 LF of 8-inch water main. Include new fire hydrants. New driveway, sidewalk, curbs, drainage system, milling and resurfacing, reconstruction, overbuild, pavement marking, swale regrading, sodding.</i>					District: 4 Status: Active Phase: Bidding Est. Completion Date: December 2023				

Sources and Estimated Costs by Department

Resilience and Public Works

Project No.	Project Title	Totals	Prior Years	Current 2023-24	Future Estimates				
					2024-25	2025-26	2026-27	2027-28	2028-29
Contribution from General Fund 3		\$108,360	\$108,360	\$0	\$0	\$0	\$0	\$0	\$0
Contribution from General Fund-SSL		\$42,177	\$42,177	\$0	\$0	\$0	\$0	\$0	\$0
Contribution from Special Revenue Fund		\$21,657	\$21,657	\$0	\$0	\$0	\$0	\$0	\$0
Local Option Gas Tax 1		\$11,232	\$11,232	\$0	\$0	\$0	\$0	\$0	\$0
Local Option Gas Tax 2		\$1,451	\$1,451	\$0	\$0	\$0	\$0	\$0	\$0
Miami Forever Bonds - Sea Level S4A		\$4,550,000	\$4,550,000	\$0	\$0	\$0	\$0	\$0	\$0
Miami-Dade County WASD		\$59,024	\$59,024	\$0	\$0	\$0	\$0	\$0	\$0
Stormwater Utility Trust Fund		\$7	\$7	\$0	\$0	\$0	\$0	\$0	\$0
Street Bonds - Series 2009		\$176	\$176	\$0	\$0	\$0	\$0	\$0	\$0
Street Bonds - Series 2018C		\$20,054	\$20,054	\$0	\$0	\$0	\$0	\$0	\$0
Transit Half-Cent Surtax 1		\$3,642	\$3,642	\$0	\$0	\$0	\$0	\$0	\$0
Transit Half-Cent Surtax 2		\$41,127	\$41,127	\$0	\$0	\$0	\$0	\$0	\$0
Total Sources of Funding		\$4,858,905	\$4,858,905	\$0	\$0	\$0	\$0	\$0	\$0
Total Estimated Costs		\$4,742,039							
Total Unfunded		(\$116,866)							
Total Est. Annual Operating Impact		Minimal							
					Funding Status: Fully Funded Actuals: \$272,723 Encumbrances: \$27,267				

40-P-20-0642	SW 24 Avenue and SW 21 Terrace - Drainage Improvements								
					District: 4 Status: Future Consideration Phase: Planning Est. Completion Date: December 2023				
Construct drainage improvements and new sidewalk.									
No Funding Allocated		\$0	\$0	\$0	\$0	\$0	\$0	\$0	\$0
Total Sources of Funding		\$0	\$0	\$0	\$0	\$0	\$0	\$0	\$0
Total Estimated Costs		\$522,506							
Total Unfunded		\$522,506							
Total Est. Annual Operating Impact		\$0							
					Funding Status: Unfunded Actuals: \$0 Encumbrances: \$0				

40-P-17-0149	SW 24 Road from SW 7Avenue to SW 9 Avenue								
40-B173621									
Pavement restoration, drainage improvements, sidewalk and driveway approach repairs, new curb and gutter, swale restoration and striping and pavement markings					District: 3 Status: Active Phase: Administrative Close-Out Est. Completion Date: December 2023				

Sources and Estimated Costs by Department

Resilience and Public Works

Project No.	Project Title	Totals	Prior Years	Current 2023-24	Future Estimates				
					2024-25	2025-26	2026-27	2027-28	2028-29
	Local Option Gas Tax 2	\$31,877	\$31,877	\$0	\$0	\$0	\$0	\$0	\$0
	Street Bonds - Series 2018C	\$7,021	\$7,021	\$0	\$0	\$0	\$0	\$0	\$0
	Transit Half-Cent Surtax 1	\$235	\$235	\$0	\$0	\$0	\$0	\$0	\$0
	Transit Half-Cent Surtax 2	\$189,102	\$189,102	\$0	\$0	\$0	\$0	\$0	\$0
Total Sources of Funding		\$228,235	\$228,235	\$0	\$0	\$0	\$0	\$0	\$0
Total Estimated Costs		\$228,235							
Total Unfunded		\$0							
Total Est. Annual Operating Impact		Minimal							
							Funding Status: Fully Funded		
							<i>Actuals:</i> \$220,501		
							<i>Encumbrances:</i> \$0		

40-P-00-0108 SW 24 Street from SW 27 Avenue to SW 32 Avenue
40-B50413

District: 4

Status: Active

Phase: Bidding

Est. Completion Date: December 2023

WASD (JPA) Project: Install 1,700 LF of 8-inch water main. New fire hydrants are included. City Project : Driveways, sidewalk, curbs, drainage system, milling and resurfacing, reconstruction, overbuild, pavement marking, swale re-grading and sodding.

Contribution from General Fund 3	\$560,286	\$560,286	\$0	\$0	\$0	\$0	\$0	\$0	\$0
Contribution from General Fund-SSL	\$34,946	\$34,946	\$0	\$0	\$0	\$0	\$0	\$0	\$0
Contribution from Special Revenue Fund	\$280,447	\$280,447	\$0	\$0	\$0	\$0	\$0	\$0	\$0
Florida Department of Environmental Protection	\$1,500,000	\$1,500,000	\$0	\$0	\$0	\$0	\$0	\$0	\$0
Florida Inland Navigation District	\$487,579	\$487,579	\$0	\$0	\$0	\$0	\$0	\$0	\$0
Local Option Gas Tax 1	\$5,737	\$5,737	\$0	\$0	\$0	\$0	\$0	\$0	\$0
Miami Forever Bonds - Sea Level S3A	\$560,000	\$560,000	\$0	\$0	\$0	\$0	\$0	\$0	\$0
Miami-Dade County General Obligation Bond	\$542,598	\$542,598	\$0	\$0	\$0	\$0	\$0	\$0	\$0
Miami-Dade County WASD	\$38,280	\$38,280	\$0	\$0	\$0	\$0	\$0	\$0	\$0
Transit Half-Cent Surtax 1	\$2,780	\$2,780	\$0	\$0	\$0	\$0	\$0	\$0	\$0
Transit Half-Cent Surtax 2	\$190,810	\$190,810	\$0	\$0	\$0	\$0	\$0	\$0	\$0
Total Sources of Funding		\$4,203,464	\$4,203,464	\$0	\$0	\$0	\$0	\$0	\$0
Total Estimated Costs		\$4,388,769							
Total Unfunded		\$185,305							
Total Est. Annual Operating Impact		Minimal							
							Funding Status: Partial		
							<i>Actuals:</i> \$274,346		
							<i>Encumbrances:</i> \$9,819		

Sources and Estimated Costs by Department

Resilience and Public Works

Project No.	Project Title	Totals	Prior Years	Current 2023-24	Future Estimates				
					2024-25	2025-26	2026-27	2027-28	2028-29
40-P-00-0109	SW 24 Terrace from SW 27 Avenue to SW 32 Avenue								
40-B50414									
<i>WASD (JPA) Project: Install 2,600 LF of 8 -inch water main. New fire hydrants are included.City Project: Driveways, sidewalk, curbs, drainage system, milling and resurfacing, reconstruction, overbuild, pavement marking, swale re-grading and sodding.</i>							District: 4 Status: Active Phase: Construction Est. Completion Date: December 2023		
American Rescue Plan Act		\$1,250,000	\$1,250,000	\$0	\$0	\$0	\$0	\$0	\$0
Contribution from General Fund 3		\$345,578	\$345,578	\$0	\$0	\$0	\$0	\$0	\$0
Contribution from General Fund-SSL		\$8,600	\$8,600	\$0	\$0	\$0	\$0	\$0	\$0
Florida Inland Navigation District		\$867,027	\$867,027	\$0	\$0	\$0	\$0	\$0	\$0
Miami-Dade County General Obligation Bond		\$2,169,867	\$2,169,867	\$0	\$0	\$0	\$0	\$0	\$0
Miami-Dade County WASD		\$57,123	\$57,123	\$0	\$0	\$0	\$0	\$0	\$0
Transit Half-Cent Surtax 2		\$64,107	\$64,107	\$0	\$0	\$0	\$0	\$0	\$0
Total Sources of Funding		\$4,762,302	\$4,762,302	\$0	\$0	\$0	\$0	\$0	\$0
Total Estimated Costs		\$4,753,717							
Total Unfunded		(\$8,585)							
Total Est. Annual Operating Impact		Minimal							
							Funding Status: Fully Funded Actuals: \$2,081,353 Encumbrances: \$2,248,965		
40-P-17-0162	SW 25 Avenue Roadway Improvements from SW 25 Terrace to SW 26 Street								
40-B173652									
<i>Reconstruction, Milling and Resurfacing and drainage improvements, curb & gutter replacement., sodding and pavement markings.</i>							District: 4 Status: Active Phase: Final Completion Est. Completion Date: December 2023		
Contribution from General Fund-SSL		\$270,835	\$270,835	\$0	\$0	\$0	\$0	\$0	\$0
Transit Half-Cent Surtax 2		\$140,534	\$140,534	\$0	\$0	\$0	\$0	\$0	\$0
Total Sources of Funding		\$411,370	\$411,370	\$0	\$0	\$0	\$0	\$0	\$0
Total Estimated Costs		\$411,370							
Total Unfunded		\$0							
Total Est. Annual Operating Impact		Minimal							
							Funding Status: Fully Funded Actuals: \$402,131 Encumbrances: \$9,238		
40-P-00-0111	SW 25 Street from SW 27 Avenue to SW 32 Avenue								
40-B50421									
<i>WASD (JPA) Project: Install 2,850 LF of 8- inch water main. New fire hydrants are included.City Project: Driveways, sidewalk, curbs, drainage system, milling and resurfacing, reconstruction, overbuild, pavement marking, swale re-grading and sodding.</i>							District: 4 Status: Active Phase: Construction Est. Completion Date: December 2023		

Sources and Estimated Costs by Department

Resilience and Public Works

Project No.	Project Title	Totals	Prior Years	Current 2023-24	Future Estimates				
					2024-25	2025-26	2026-27	2027-28	2028-29
	American Rescue Plan Act	\$1,250,000	\$1,250,000	\$0	\$0	\$0	\$0	\$0	\$0
	Contribution from General Fund 3	\$3,223	\$3,223	\$0	\$0	\$0	\$0	\$0	\$0
	Contribution from General Fund-SSL	\$179,588	\$179,588	\$0	\$0	\$0	\$0	\$0	\$0
	Florida Inland Navigation District	\$845,198	\$845,198	\$0	\$0	\$0	\$0	\$0	\$0
	Miami-Dade County General Obligation Bond	\$1,187,193	\$1,187,193	\$0	\$0	\$0	\$0	\$0	\$0
	Miami-Dade County WASD	\$62,792	\$62,792	\$0	\$0	\$0	\$0	\$0	\$0
	Parking Surcharge 2	\$682,680	\$682,680	\$0	\$0	\$0	\$0	\$0	\$0
	Stormwater Utility Trust Fund 2008	\$234,352	\$234,352	\$0	\$0	\$0	\$0	\$0	\$0
	Street Bonds - Series 2009	\$17,828	\$17,828	\$0	\$0	\$0	\$0	\$0	\$0
	Street Bonds - Series 2018C	\$35,238	\$35,238	\$0	\$0	\$0	\$0	\$0	\$0
	Transit Half-Cent Surtax 2	\$355,044	\$355,044	\$0	\$0	\$0	\$0	\$0	\$0
Total Sources of Funding		\$4,853,136	\$4,853,136	\$0	\$0	\$0	\$0	\$0	\$0
Total Estimated Costs		\$4,824,071							
Total Unfunded		(\$29,065)					Funding Status:	Fully Funded	
							Actuals:	\$1,597,170	
Total Est. Annual Operating Impact		Minimal					Encumbrances:	\$2,970,556	
40-P-17-0148	SW 28 Road from SW 3 to SW 4 Avenue						District: 3		
40-B173620							Status: Active		
Drainage improvements, pavement restoration, sidewalk and driveway approach repairs, new curb and gutter, swale restoration and striping and pavement markings						Phase: Final Completion			
						Est. Completion Date: December 2023			
Transit Half-Cent Surtax 2	\$271,600	\$271,600	\$0	\$0	\$0	\$0	\$0	\$0	\$0
Total Sources of Funding		\$271,600	\$271,600	\$0	\$0	\$0	\$0	\$0	\$0
Total Estimated Costs		\$271,600							
Total Unfunded		\$0					Funding Status:	Fully Funded	
							Actuals:	\$217,849	
Total Est. Annual Operating Impact		Minimal					Encumbrances:	\$4,093	
40-P-00-0110	SW 29 Avenue from SW 23 Terrace to SW 23 Street						District: 4		
40-B50420							Status: Active		
New driveways, sidewalks, curbs, new drainage system, milling and resurfacing, reconstruction, overbuild, pavement marking, swale regrading and sodding.						Phase: Administrative Close-Out			
						Est. Completion Date: December 2023			

Sources and Estimated Costs by Department

Resilience and Public Works

Project No.	Project Title	Totals	Prior Years	Current 2023-24	Future Estimates				
					2024-25	2025-26	2026-27	2027-28	2028-29
	Contribution from General Fund 3	\$55,115	\$55,115	\$0	\$0	\$0	\$0	\$0	\$0
	Contribution from General Fund-SSL	\$37,749	\$37,749	\$0	\$0	\$0	\$0	\$0	\$0
	Stormwater Utility Trust Fund 2008	\$83,051	\$83,051	\$0	\$0	\$0	\$0	\$0	\$0
	Transit Half-Cent Surtax 1	\$16,398	\$16,398	\$0	\$0	\$0	\$0	\$0	\$0
	Transit Half-Cent Surtax 2	\$47,370	\$47,370	\$0	\$0	\$0	\$0	\$0	\$0
Total Sources of Funding		\$239,683	\$239,683	\$0	\$0	\$0	\$0	\$0	\$0
Total Estimated Costs		\$239,683							
Total Unfunded		\$0							
Total Est. Annual Operating Impact		Minimal							
							Funding Status: Fully Funded		
							<i>Actuals:</i> \$217,222		
							<i>Encumbrances:</i> \$22,462		

40-P-00-0048 SW 30 Court from SW 12 Street to SW 13 Street		District: 4							
40-B30969		Status: Active							
<i>Drainage improvements, milling and resurfacing,, driveways approaches, sodding, and pavement markings.</i>		Phase: Final Completion							
		Est. Completion Date: December 2023							
	Stormwater Utility Trust Fund 2008	\$189,901	\$189,901	\$0	\$0	\$0	\$0	\$0	\$0
	Transit Half-Cent Surtax 2	\$73,214	\$73,214	\$0	\$0	\$0	\$0	\$0	\$0
Total Sources of Funding		\$263,115	\$263,115	\$0	\$0	\$0	\$0	\$0	\$0
Total Estimated Costs		\$263,115							
Total Unfunded		\$0							
Total Est. Annual Operating Impact		Minimal							
							Funding Status: Fully Funded		
							<i>Actuals:</i> \$248,159		
							<i>Encumbrances:</i> \$6,797		

40-P-00-0101 SW 31 Road from SW 2 to SW 3 Avenue		District: 3							
40-B50323		Status: Active							
<i>SW 31 Road from 2nd to 3th Avenue- D3</i>		Phase: Administrative Close-Out							
		Est. Completion Date: December 2023							

Sources and Estimated Costs by Department

Resilience and Public Works

Project No.	Project Title	Totals	Prior Years	Current 2023-24	Future Estimates				
					2024-25	2025-26	2026-27	2027-28	2028-29
	Local Option Gas Tax 2	\$65,000	\$65,000	\$0	\$0	\$0	\$0	\$0	\$0
	Stormwater Utility Trust Fund 2008	\$52,000	\$52,000	\$0	\$0	\$0	\$0	\$0	\$0
	Street Bonds - Series 2018C	\$41,270	\$41,270	\$0	\$0	\$0	\$0	\$0	\$0
	Transit Half-Cent Surtax 2	\$125,000	\$125,000	\$0	\$0	\$0	\$0	\$0	\$0
Total Sources of Funding		\$283,270	\$283,270	\$0	\$0	\$0	\$0	\$0	\$0
Total Estimated Costs		\$283,270							
Total Unfunded		\$0					Funding Status:	Fully Funded	
							Actuals:	\$278,193	
Total Est. Annual Operating Impact		Minimal					Encumbrances:	\$2,217	
40-P-23-0003	SW 49th Ave from SW 8th St. to W Flagler St.						District: 4		
40-B233801							Status: Adopted		
						Phase: Planning			
						Est. Completion Date: September 2024			
	Miami Forever Bonds - Sea Level S3A	\$850,000	\$850,000	\$0	\$0	\$0	\$0	\$0	\$0
Total Sources of Funding		\$850,000	\$850,000	\$0	\$0	\$0	\$0	\$0	\$0
Total Estimated Costs		\$850,000							
Total Unfunded		\$0					Funding Status:	Fully Funded	
							Actuals:	\$850,000	
Total Est. Annual Operating Impact		Minimal					Encumbrances:	\$0	
40-P-00-0092	SW 5 Avenue and SW 21 Road to SW 4 Avenue and SW 22 Road						District: 3		
40-B50308							Status: Active		
Swale and Street repairs and restoration that include but not limited to M&R, swales, C&G and Sidewalk Repairs, localized drainage, desilting and traffic markings.						Phase: Final Completion			
						Est. Completion Date: December 2023			
	Local Option Gas Tax 1	\$108,895	\$108,895	\$0	\$0	\$0	\$0	\$0	\$0
	Stormwater Utility Trust Fund 2008	\$70,000	\$70,000	\$0	\$0	\$0	\$0	\$0	\$0
	Transit Half-Cent Surtax 2	\$10,500	\$10,500	\$0	\$0	\$0	\$0	\$0	\$0
Total Sources of Funding		\$189,395	\$189,395	\$0	\$0	\$0	\$0	\$0	\$0
Total Estimated Costs		\$189,395							
Total Unfunded		\$0					Funding Status:	Fully Funded	
							Actuals:	\$179,624	
Total Est. Annual Operating Impact		Minimal					Encumbrances:	\$0	

Sources and Estimated Costs by Department

Resilience and Public Works

Project No.	Project Title	Totals	Prior Years	Current 2023-24	Future Estimates				
					2024-25	2025-26	2026-27	2027-28	2028-29
40-P-00-0058	SW 5 Street from SW 22 Avenue to Beacom Boulevard								
40-B40331									
<i>Replace of Curb and Gutter; Replaement of Driveway Approches; Milling and Resurfacing; Profile Correction; Drainage; Replacement of Broken Sidewalks w ADA Ramps.</i>							District: 3		
							Status: Active		
							Phase: Administrative Close-Out		
							Est. Completion Date: December 2023		
Contribution from General Fund 3		\$22,519	\$22,519	\$0	\$0	\$0	\$0	\$0	\$0
Street Bonds - Series 2009		\$356,010	\$356,010	\$0	\$0	\$0	\$0	\$0	\$0
Transit Half-Cent Surtax 1		\$7,997	\$7,997	\$0	\$0	\$0	\$0	\$0	\$0
Transit Half-Cent Surtax 2		\$30,391	\$30,391	\$0	\$0	\$0	\$0	\$0	\$0
Total Sources of Funding		\$416,917	\$416,917	\$0	\$0	\$0	\$0	\$0	\$0
Total Estimated Costs		\$416,917							
Total Unfunded		\$0					Funding Status: Fully Funded		
							Actuals: \$416,917		
Total Est. Annual Operating Impact		Minimal					Encumbrances: \$0		
40-P-00-0047	SW 5 Street from SW 27 Avenue and SW 28 Avenue - Roadway								
40-B30966	Improvements								
<i>Install new 8-inch water main, drainage improvements, pavement restoration, new curb and gutter, swale restoration and pavement markings and signage</i>							District: 3		
							Status: Active		
							Phase: Final Completion		
							Est. Completion Date: December 2023		
Contribution from General Fund 3		\$56,192	\$56,192	\$0	\$0	\$0	\$0	\$0	\$0
Miami-Dade County WASD		\$39,411	\$39,411	\$0	\$0	\$0	\$0	\$0	\$0
Miami-Dade County WASD		\$198,970	\$198,970	\$0	\$0	\$0	\$0	\$0	\$0
Street Bonds - Series 2009		\$28,700	\$28,700	\$0	\$0	\$0	\$0	\$0	\$0
Street Bonds - Series 2018C		\$17,130	\$17,130	\$0	\$0	\$0	\$0	\$0	\$0
Transit Half-Cent Surtax 1		\$8,491	\$8,491	\$0	\$0	\$0	\$0	\$0	\$0
Transit Half-Cent Surtax 2		\$206,960	\$206,960	\$0	\$0	\$0	\$0	\$0	\$0
Total Sources of Funding		\$555,853	\$555,853	\$0	\$0	\$0	\$0	\$0	\$0
Total Estimated Costs		\$555,853							
Total Unfunded		\$0					Funding Status: Fully Funded		
							Actuals: \$419,359		
Total Est. Annual Operating Impact		Minimal					Encumbrances: \$134,524		

Resilience and Public Works

375

Sources and Estimated Costs by Department

Resilience and Public Works

Project No.	Project Title	Totals	Prior Years	Current 2023-24	Future Estimates				
					2024-25	2025-26	2026-27	2027-28	2028-29
Contribution from General Fund 3		\$385,521	\$385,521	\$0	\$0	\$0	\$0	\$0	\$0
Total Sources of Funding		\$385,521	\$385,521	\$0	\$0	\$0	\$0	\$0	\$0
Total Estimated Costs		\$385,521							
Total Unfunded		\$0							
Total Est. Annual Operating Impact		Minimal							
					Funding Status: Fully Funded Actuals: \$55,758 Encumbrances: \$0				
40-P-00-0049	SW 64 Court Roadway and Drainage Improvements from SW 6 Street to SW 8 Street								
40-B30972									
<i>Drainage improvements; swale improvements; pavement milling and overlay (if necessary). WASD JPA</i>					District: 4 Status: Active Phase: Administrative Close-Out Est. Completion Date: December 2023				
Contribution from General Fund 3		\$158,199	\$158,199	\$0	\$0	\$0	\$0	\$0	\$0
Local Option Gas Tax 2		\$48,252	\$48,252	\$0	\$0	\$0	\$0	\$0	\$0
Miami-Dade County WASD		\$15,643	\$15,643	\$0	\$0	\$0	\$0	\$0	\$0
Miami-Dade County WASD		\$169,313	\$169,313	\$0	\$0	\$0	\$0	\$0	\$0
Parking Surcharge 2		\$40,516	\$40,516	\$0	\$0	\$0	\$0	\$0	\$0
Street Bonds - Series 2009		\$426	\$426	\$0	\$0	\$0	\$0	\$0	\$0
Street Bonds - Series 2018C		\$60,367	\$60,367	\$0	\$0	\$0	\$0	\$0	\$0
Transit Half-Cent Surtax 2		\$54,994	\$54,994	\$0	\$0	\$0	\$0	\$0	\$0
Total Sources of Funding		\$547,709	\$547,709	\$0	\$0	\$0	\$0	\$0	\$0
Total Estimated Costs		\$547,709							
Total Unfunded		\$0							
Total Est. Annual Operating Impact		Minimal							
					Funding Status: Fully Funded Actuals: \$547,668 Encumbrances: \$41				
40-P-00-0102	SW 71 Avenue from SW 4 Street to SW 8 Street								
40-B50405									
<i>Project includes drainage improvements and milling and resurfacing. Minor base re-work and or partial reconstruction may be needed. Drainage improvements, damaged sidewalk replacement, repair of driveway approaches and ADA ramps.MDWASD Design JPA</i>					District: 4 Status: Active Phase: Administrative Close-Out Est. Completion Date: December 2023				

Sources and Estimated Costs by Department

Resilience and Public Works

Project No.	Project Title	Totals	Prior Years	Current 2023-24	Future Estimates				
					2024-25	2025-26	2026-27	2027-28	2028-29
	Contribution from General Fund-SSL	\$126,200	\$126,200	\$0	\$0	\$0	\$0	\$0	\$0
	Miami-Dade County WASD	\$24,748	\$24,748	\$0	\$0	\$0	\$0	\$0	\$0
	Miami-Dade County WASD	\$267,185	\$267,185	\$0	\$0	\$0	\$0	\$0	\$0
	Transit Half-Cent Surtax 2	\$390,419	\$390,419	\$0	\$0	\$0	\$0	\$0	\$0
Total Sources of Funding		\$808,552	\$808,552	\$0	\$0	\$0	\$0	\$0	\$0
Total Estimated Costs		\$808,552							
Total Unfunded		\$0					Funding Status:	Fully Funded	
							Actuals:	\$808,552	
Total Est. Annual Operating Impact		Minimal					Encumbrances:	\$0	
40-P-00-0093	SW 9 Avenue from SW 23 to SW 22 Road						District: 3		
40-B50309							Status: On-Hold		
Curb and gutter repairs, milling and resurfacing, localized drainage and sidewalk repairs.						Phase: Bidding			
						Est. Completion Date: December 2023			
	Local Option Gas Tax 1	\$97,000	\$97,000	\$0	\$0	\$0	\$0	\$0	\$0
	Stormwater Utility Trust Fund 2008	\$93,000	\$93,000	\$0	\$0	\$0	\$0	\$0	\$0
	Transit Half-Cent Surtax 2	\$110,425	\$110,425	\$0	\$0	\$0	\$0	\$0	\$0
Total Sources of Funding		\$300,425	\$300,425	\$0	\$0	\$0	\$0	\$0	\$0
Total Estimated Costs		\$300,425							
Total Unfunded		\$0					Funding Status:	Fully Funded	
							Actuals:	\$49,841	
Total Est. Annual Operating Impact		Minimal					Encumbrances:	\$191,035	
40-P-20-0276	Swannanoa Mini Park - Right of Way Improvements						District: 4		
40-B203519							Status: Active		
Design of right of way improvements to include milling and resurfacing within intersection limits, roadway reconstruction of areas impacted by drainage installation work, curb and gutter installation, and ADA ramps.						Phase: Design			
						Est. Completion Date: December 2023			

Sources and Estimated Costs by Department

Resilience and Public Works

Project No.	Project Title	Totals	Prior Years	Current 2023-24	Future Estimates					
					2024-25	2025-26	2026-27	2027-28	2028-29	
	American Rescue Plan Act	\$500,000	\$500,000	\$0	\$0	\$0	\$0	\$0	\$0	
	Contribution from General Fund 3	\$50,000	\$50,000	\$0	\$0	\$0	\$0	\$0	\$0	
	Contribution from General Fund-SSL	\$5,000	\$5,000	\$0	\$0	\$0	\$0	\$0	\$0	
	Local Option Gas Tax 1	\$14,071	\$14,071	\$0	\$0	\$0	\$0	\$0	\$0	
	Parking Surcharge 2	\$4,132	\$4,132	\$0	\$0	\$0	\$0	\$0	\$0	
	Stormwater Utility Trust Fund 2008	\$18,782	\$18,782	\$0	\$0	\$0	\$0	\$0	\$0	
	Street Bonds - Series 2018C	\$11,098	\$11,098	\$0	\$0	\$0	\$0	\$0	\$0	
	Transit Half-Cent Surtax 1	\$4,184	\$4,184	\$0	\$0	\$0	\$0	\$0	\$0	
	Transit Half-Cent Surtax 2	\$2,401	\$2,401	\$0	\$0	\$0	\$0	\$0	\$0	
Total Sources of Funding		\$609,669	\$609,669	\$0	\$0	\$0	\$0	\$0	\$0	
Total Estimated Costs		\$989,681								
Total Unfunded		\$380,012					Funding Status:	Partial		
							Actuals:	\$66,386		
Total Est. Annual Operating Impact		Minimal					Encumbrances:	\$27,638		
40-P-20-0490	Temporary Platform for NE Connector						District:			
40-B193600							Status:	Adopted		
City match for the construction of a temporary platform at NE 2 Avenue and NE 38 Street						Phase:	Planning			
						Est. Completion Date:	December 2023			
	Parking Surcharge 2	\$702,000	\$702,000	\$0	\$0	\$0	\$0	\$0	\$0	
Total Sources of Funding		\$702,000	\$702,000	\$0	\$0	\$0	\$0	\$0	\$0	
Total Estimated Costs		\$702,000								
Total Unfunded		\$0					Funding Status:	Fully Funded		
							Actuals:	\$0		
Total Est. Annual Operating Impact		Minimal					Encumbrances:	\$0		
40-P-19-0219	The Roads Neighborhood - Traffic Calming						District:	3		
40-B193619							Status:	Active		
Installation of traffic calming devices at approximately 5 locations						Phase:	Construction			
						Est. Completion Date:	December 2023			

Sources and Estimated Costs by Department

Resilience and Public Works

Project No.	Project Title	Totals	Prior Years	Current 2023-24	Future Estimates				
					2024-25	2025-26	2026-27	2027-28	2028-29
	Contribution from General Fund 3	\$34,607	\$34,607	\$0	\$0	\$0	\$0	\$0	\$0
	Impact Fees 1	\$128,933	\$128,933	\$0	\$0	\$0	\$0	\$0	\$0
	Local Option Gas Tax 2	\$74,196	\$74,196	\$0	\$0	\$0	\$0	\$0	\$0
	Transit Half-Cent Surtax 2	\$10,017	\$10,017	\$0	\$0	\$0	\$0	\$0	\$0
Total Sources of Funding		\$247,753	\$247,753	\$0	\$0	\$0	\$0	\$0	\$0
Total Estimated Costs		\$312,798							
Total Unfunded		\$65,045					Funding Status:	Partial	
Total Est. Annual Operating Impact		Minimal					<i>Actuals:</i>	\$226,963	
							<i>Encumbrances:</i>	\$15,464	
40-P-20-0645	The Roads Neighborhood - Traffic Calming Phase II						District: 3		
							Status: Future Consideration		
	<i>Design and construction of traffic calming devices</i>						Phase: Planning		
							Est. Completion Date: September 2025		
No Funding Allocated		\$0	\$0	\$0	\$0	\$0	\$0	\$0	\$0
Total Sources of Funding		\$0	\$0	\$0	\$0	\$0	\$0	\$0	\$0
Total Estimated Costs		\$400,400							
Total Unfunded		\$400,400					Funding Status:	Unfunded	
Total Est. Annual Operating Impact		\$0					<i>Actuals:</i>	\$0	
							<i>Encumbrances:</i>	\$0	
40-P-20-0273	Traffic Calming 76 Street Between NE 7 and NE 8 Avenue						District: 5		
40-B203604							Status: Active		
	<i>Design and Construction of One Traffic Calming Device</i>						Phase: Administrative Close-Out		
							Est. Completion Date: December 2023		
	Contribution from General Fund 3	\$88,047	\$88,047	\$0	\$0	\$0	\$0	\$0	\$0
Total Sources of Funding		\$88,047	\$88,047	\$0	\$0	\$0	\$0	\$0	\$0
Total Estimated Costs		\$300,000							
Total Unfunded		\$211,953					Funding Status:	Partial	
Total Est. Annual Operating Impact		Minimal					<i>Actuals:</i>	\$81,577	
							<i>Encumbrances:</i>	\$6,470	

Sources and Estimated Costs by Department

Resilience and Public Works

Project No.	Project Title	Totals	Prior Years	Current 2023-24	Future Estimates				
					2024-25	2025-26	2026-27	2027-28	2028-29
40-P-17-0157	Traffic Calming Circle at McDonald and Day Avenue								
40-B173641									
Design of new traffic calming circle and shall include drainage improvements, as required, new concrete sidewalks, curbs and gutter, relocation of fire hydrant and utility poles, landscaping of circle, and permitting.							District: 2		
							Status: Active		
							Phase: Final Completion		
							Est. Completion Date: December 2023		
Contribution from General Fund 3		\$77,000	\$77,000	\$0	\$0	\$0	\$0	\$0	\$0
Contribution from General Fund-SSL		\$200,000	\$200,000	\$0	\$0	\$0	\$0	\$0	\$0
Stormwater Utility Trust Fund 2008		\$7,100	\$7,100	\$0	\$0	\$0	\$0	\$0	\$0
Total Sources of Funding		\$284,100	\$284,100	\$0	\$0	\$0	\$0	\$0	\$0
Total Estimated Costs		\$312,100							
Total Unfunded		\$28,000					Funding Status: Partial		
Total Est. Annual Operating Impact		Minimal					Actuals: \$265,848		
							Encumbrances: \$0		
40-P-20-0702	Traffic Calming Device - Belle Meade Mainland								
Construct Traffic Calming Device - Belle Meade Mainland - 1 Location							District: Citywide		
							Status: Future Consideration		
							Phase: Planning		
							Est. Completion Date: September 2025		
No Funding Allocated		\$0	\$0	\$0	\$0	\$0	\$0	\$0	\$0
Total Sources of Funding		\$0	\$0	\$0	\$0	\$0	\$0	\$0	\$0
Total Estimated Costs		\$300,000							
Total Unfunded		\$300,000					Funding Status: Unfunded		
Total Est. Annual Operating Impact		\$0					Actuals: \$0		
							Encumbrances: \$0		
40-P-00-0266	Traffic Calming Device at Intersection of SW 32 Avenue and SW 5 Street								
40-B50505									
Add traffic calming, ADA, Landscape, Drainage, S&P markings and improve safety near school.							District: 4		
							Status: Active		
							Phase: Dry-Run/Permit		
							Est. Completion Date: December 2023		

Sources and Estimated Costs by Department

Resilience and Public Works

Project No.	Project Title	Totals	Prior Years	Current 2023-24	Future Estimates				
					2024-25	2025-26	2026-27	2027-28	2028-29
	Contribution from General Fund 3	\$599,752	\$599,752	\$0	\$0	\$0	\$0	\$0	\$0
	Contribution from General Fund-SSL	\$372,149	\$372,149	\$0	\$0	\$0	\$0	\$0	\$0
	Miami-Dade County General Obligation Bond	\$170,000	\$170,000	\$0	\$0	\$0	\$0	\$0	\$0
	Parking Surcharge 2	\$4,685	\$4,685	\$0	\$0	\$0	\$0	\$0	\$0
	Transit Half-Cent Surtax 2	\$42,639	\$42,639	\$0	\$0	\$0	\$0	\$0	\$0
Total Sources of Funding		\$1,189,225	\$1,189,225	\$0	\$0	\$0	\$0	\$0	\$0
Total Estimated Costs		\$1,188,902							
Total Unfunded		(\$323)							
Total Est. Annual Operating Impact		Minimal							
					Funding Status: Fully Funded				
					<i>Actuals:</i> \$162,840				
					<i>Encumbrances:</i> \$26,552				

40-P-22-0035 Traffic Calming Devices at SW 25 Ave **District:** 4
 40-B50503 **Status:** Active
Traffic Calming Devices at SW 25 Ave **Phase:** Administrative Close-Out
Est. Completion Date: December 2023

	Contribution from General Fund-SSL	\$26,746	\$26,746	\$0	\$0	\$0	\$0	\$0	\$0
	Transit Half-Cent Surtax 2	\$7,218	\$7,218	\$0	\$0	\$0	\$0	\$0	\$0
Total Sources of Funding		\$33,964	\$33,964	\$0	\$0	\$0	\$0	\$0	\$0
Total Estimated Costs		\$33,964							
Total Unfunded		\$0							
Total Est. Annual Operating Impact		Minimal							
					Funding Status: Fully Funded				
					<i>Actuals:</i> \$29,521				
					<i>Encumbrances:</i> \$0				

40-P-20-0624 Traffic Circle at North Bayshore **District:** 2
 40-B203614 **Status:** Active
*Design Traffic Circle ** Project to be funded by OMNI CRA *** **Phase:** Final Completion
Est. Completion Date: December 2023

Sources and Estimated Costs by Department

Resilience and Public Works

Project No.	Project Title	Totals	Prior Years	Current 2023-24	Future Estimates				
					2024-25	2025-26	2026-27	2027-28	2028-29
OMNI CRA Contribution		\$975,000	\$975,000	\$0	\$0	\$0	\$0	\$0	\$0
Total Sources of Funding		\$975,000	\$975,000	\$0	\$0	\$0	\$0	\$0	\$0
Total Estimated Costs		\$1,187,961							
Total Unfunded		\$212,961					Funding Status:	Partial	
							Actuals:	\$57,152	
Total Est. Annual Operating Impact		\$0					Encumbrances:	\$143,255	
40-P-20-0466	Transportation Program Support Serv. - Transit Professional					District:			
40-B30645A						Status: Adopted			
As part of the Transportation Program Support Services (TPSS) contract, transit related services will be provided on an as-needed basis.					Phase: Planning				
					Est. Completion Date: December 2023				
Downtown Development Authority		\$25,000	\$25,000	\$0	\$0	\$0	\$0	\$0	\$0
Transit Half-Cent Surtax 1		\$588	\$588	\$0	\$0	\$0	\$0	\$0	\$0
Transit Half-Cent Surtax 2		\$392,489	\$392,489	\$0	\$0	\$0	\$0	\$0	\$0
Total Sources of Funding		\$418,077	\$418,077	\$0	\$0	\$0	\$0	\$0	\$0
Total Estimated Costs		\$418,077							
Total Unfunded		\$0					Funding Status:	Partial	
							Actuals:	\$413,572	
Total Est. Annual Operating Impact		Minimal					Encumbrances:	\$0	
40-P-20-0451	Transportation Program Support Services - Transit Professional					District: 5			
40-B70246						Status: Active			
As part of the Transportation Program Support Services (TPSS) contract, transit related services will be provided on an as-needed basis					Phase: Planning				
					Est. Completion Date: December 2023				
Miami-Dade Transportation Planning Organization		\$50,000	\$50,000	\$0	\$0	\$0	\$0	\$0	\$0
Transit Half-Cent Surtax 1		\$51,200	\$51,200	\$0	\$0	\$0	\$0	\$0	\$0
Transit Half-Cent Surtax 2		\$781,851	\$781,851	\$0	\$0	\$0	\$0	\$0	\$0
Total Sources of Funding		\$883,051	\$883,051	\$0	\$0	\$0	\$0	\$0	\$0
Total Estimated Costs		\$3,000,000							
Total Unfunded		\$2,116,949					Funding Status:	Partial	
							Actuals:	\$654,872	
Total Est. Annual Operating Impact		Minimal					Encumbrances:	\$149,797	

Sources and Estimated Costs by Department

Resilience and Public Works

Project No.	Project Title	Totals	Prior Years	Current 2023-24	Future Estimates				
					2024-25	2025-26	2026-27	2027-28	2028-29
40-P-20-0452	Transportation Program Support Services - Transportation								
40-B70245									
<i>Professional services on an as-needed basis which will include development of a Transportation Plan and traffic studies</i>							District: Citywide Status: Active Phase: Planning Est. Completion Date: December 2023		
Transit Half-Cent Surtax 1		\$15,353	\$15,353	\$0	\$0	\$0	\$0	\$0	\$0
Transit Half-Cent Surtax 2		\$2,809,605	\$2,809,605	\$0	\$0	\$0	\$0	\$0	\$0
Total Sources of Funding		\$2,824,958	\$2,824,958	\$0	\$0	\$0	\$0	\$0	\$0
Total Estimated Costs		\$3,624,958							
Total Unfunded		\$800,000					Funding Status: Partial Actuals: \$2,459,582 Encumbrances: \$274,556		
Total Est. Annual Operating Impact		Minimal							
40-P-20-0467	Transportation Program Support Services - Transportation								
40-B30645B									
<i>As part of the Transportation Program Support Services (TPSS) contract, transportation related professional services will be provided on an as-needed basis, including development of a</i>							District: Citywide Status: Adopted Phase: Planning Est. Completion Date: December 2023		
Transit Half-Cent Surtax 2		\$881,042	\$881,042	\$0	\$0	\$0	\$0	\$0	\$0
Total Sources of Funding		\$881,042	\$881,042	\$0	\$0	\$0	\$0	\$0	\$0
Total Estimated Costs		\$881,042							
Total Unfunded		\$0					Funding Status: Fully Funded Actuals: \$861,615 Encumbrances: \$0		
Total Est. Annual Operating Impact		Minimal							
40-P-20-0454	Trolley Route Signage - Citywide								
40-B193991									
<i>Purchase and Installation of Trolley Route Signs throughout the City</i>							District: Citywide Status: Active Phase: Planning Est. Completion Date: December 2023		

Sources and Estimated Costs by Department

Resilience and Public Works

Project No.	Project Title	Totals	Prior Years	Current 2023-24	Future Estimates				
					2024-25	2025-26	2026-27	2027-28	2028-29
Transit Half-Cent Surtax 2		\$498,844	\$498,844	\$0	\$0	\$0	\$0	\$0	\$0
Total Sources of Funding		\$498,844	\$498,844	\$0	\$0	\$0	\$0	\$0	\$0
Total Estimated Costs		\$498,844							
Total Unfunded		\$0					Funding Status:	Fully Funded	
							Actuals:	\$381,897	
Total Est. Annual Operating Impact		Minimal					Encumbrances:	\$10,467	
40-P-19-0222	Very Poor Condition Roads - Outside Priority Drainage Basins - Phase I					District: Citywide			
40-B193622						Status: Active			
Reconstruct 3.7 miles of roads in the Very Poor category that fall outside of the priority drainage basins, as outlined in the Bond Tranche 1 back up documentation.					Phase: Construction				
					Est. Completion Date: December 2023				
Contribution from General Fund 3		\$452,746	\$452,746	\$0	\$0	\$0	\$0	\$0	\$0
Local Option Gas Tax 1		\$24,739	\$24,739	\$0	\$0	\$0	\$0	\$0	\$0
Miami Forever Bond - Roads S1A		\$7,590,182	\$7,590,182	\$0	\$0	\$0	\$0	\$0	\$0
Total Sources of Funding		\$8,067,667	\$8,067,667	\$0	\$0	\$0	\$0	\$0	\$0
Total Estimated Costs		\$8,067,667							
Total Unfunded		\$0					Funding Status:	Partial	
							Actuals:	\$2,755,554	
Total Est. Annual Operating Impact		Minimal					Encumbrances:	\$3,965,426	
40-P-00-0114	Wagner Creek - Seybold Canal Dredging					District: 1			
40-B50643						Status: Active			
Dredging and environmental clean-up along Wagner Creek and Seybold Canal.					Phase: Monitoring				
					Est. Completion Date: December 2023				

Sources and Estimated Costs by Department

Resilience and Public Works

Project No.	Project Title	Totals	Prior Years	Current 2023-24	Future Estimates				
					2024-25	2025-26	2026-27	2027-28	2028-29
	Contribution from Other Governments	\$34,310	\$34,310	\$0	\$0	\$0	\$0	\$0	\$0
	Florida Department of Environmental Protection	\$450,000	\$450,000	\$0	\$0	\$0	\$0	\$0	\$0
	Florida Department of Environmental Protection	\$22,413,800	\$22,413,800	\$0	\$0	\$0	\$0	\$0	\$0
	Florida Inland Navigation District	\$700,000	\$700,000	\$0	\$0	\$0	\$0	\$0	\$0
	Florida Inland Navigation District	\$1,200,000	\$1,200,000	\$0	\$0	\$0	\$0	\$0	\$0
	Florida Inland Navigation District	\$1,000,000	\$1,000,000	\$0	\$0	\$0	\$0	\$0	\$0
	Storm Sewer-Non Bond Revenues	\$617,481	\$617,481	\$0	\$0	\$0	\$0	\$0	\$0
	Stormwater Utility Trust Fund	\$2,534,159	\$2,534,159	\$0	\$0	\$0	\$0	\$0	\$0
	Stormwater Utility Trust Fund 2008	\$1,630,297	\$1,630,297	\$0	\$0	\$0	\$0	\$0	\$0
Total Sources of Funding		\$30,580,047	\$30,580,047	\$0	\$0	\$0	\$0	\$0	\$0
Total Estimated Costs		\$30,580,047							
Total Unfunded		\$0							
Total Est. Annual Operating Impact		Minimal							
							Funding Status: Fully Funded		
							<i>Actuals:</i> \$29,275,561		
							<i>Encumbrances:</i> \$8,243		

40-P-18-0187 West Grove Roadway Improvements
40-B183610

Reconstruction of road and drainage improvements, milling and resurfacing, ADA ramps upgrades, sidewalk and driveway approach, pavement markings restoration and landscaping, curb and gutter installation

District: 2

Status: Active

Phase: Design

Est. Completion Date: December 2023

Sources and Estimated Costs by Department

Resilience and Public Works

Project No.	Project Title	Totals	Prior Years	Current 2023-24	Future Estimates				
					2024-25	2025-26	2026-27	2027-28	2028-29
Contribution from General Fund 3		\$12,263	\$12,263	\$0	\$0	\$0	\$0	\$0	\$0
Contribution from General Fund-SSL		\$200,000	\$200,000	\$0	\$0	\$0	\$0	\$0	\$0
Contribution from Special Revenue Fund		\$150,000	\$150,000	\$0	\$0	\$0	\$0	\$0	\$0
Local Option Gas Tax 1		\$0	\$0	\$0	\$0	\$0	\$0	\$0	\$0
Parking Surcharge 2		\$86,088	\$86,088	\$0	\$0	\$0	\$0	\$0	\$0
Stormwater Utility Trust Fund 2008		\$36,348	\$36,348	\$0	\$0	\$0	\$0	\$0	\$0
Transit Half-Cent Surtax 1		\$0	\$0	\$0	\$0	\$0	\$0	\$0	\$0
Transit Half-Cent Surtax 2		\$0	\$0	\$0	\$0	\$0	\$0	\$0	\$0
Total Sources of Funding		\$484,699	\$484,699	\$0	\$0	\$0	\$0	\$0	\$0
Total Estimated Costs		\$3,586,995							
Total Unfunded		\$3,102,296					Funding Status:	Partial	
							<i>Actuals:</i>	\$281,479	
Total Est. Annual Operating Impact		Minimal					<i>Encumbrances:</i>	\$149,987	

40-P-17-0166 Woodridge Drainage Improvements **District:** 2
40-B173844 **Status:** Active
Milling & Resurfacing, miscellaneous drainage improvements, swale re-work **Phase:** Administrative Close-Out
Est. Completion Date: December 2023

Stormwater Utility Trust Fund 2008	\$191,656	\$191,656	\$0	\$0	\$0	\$0	\$0	\$0
Total Sources of Funding	\$191,656	\$191,656	\$0	\$0	\$0	\$0	\$0	\$0
Total Estimated Costs	\$294,857							
Total Unfunded	\$103,201						Funding Status:	Partial
							<i>Actuals:</i>	\$191,656
Total Est. Annual Operating Impact	Minimal						<i>Encumbrances:</i>	\$0

Totals for Resilience and Public Works

Total Sources of Funding	\$361,492,866	\$354,475,866	\$7,017,000	\$0	\$0	\$0	\$0	\$0
Total Estimated Costs	\$2,173,029,922							
Total Unfunded	\$1,811,537,057							
Total Est. Annual Operating Impact	Minimal							

Sources and Estimated Costs by Department

Risk Management

Project No.	Project Title	Totals	Prior Years	Current 2023-24	Future Estimates				
					2024-25	2025-26	2026-27	2027-28	2028-29
40-P-20-0621	ADA Compliance - On-Street Parking								
40-B213600									
Correct ADA deficiencies in seven locations.							District: Citywide		
							Status: Active		
							Phase: Bidding		
							Est. Completion Date: December 2023		
Contribution from General Fund 3		\$1,220,000	\$1,220,000	\$0	\$0	\$0	\$0	\$0	\$0
Total Sources of Funding		\$1,220,000	\$1,220,000	\$0	\$0	\$0	\$0	\$0	\$0
Total Estimated Costs		\$1,220,000							
Total Unfunded		\$0					Funding Status: Fully Funded		
							Actuals: \$221,427		
Total Est. Annual Operating Impact		\$0					Encumbrances: \$16,905		
40-P-20-0598	ADA Compliance Improvements								
ADA Compliance Improvements							District: Citywide		
							Status: Future Consideration		
							Phase: Planning		
							Est. Completion Date: September 2026		
No Funding Allocated		\$0	\$0	\$0	\$0	\$0	\$0	\$0	\$0
Total Sources of Funding		\$0	\$0	\$0	\$0	\$0	\$0	\$0	\$0
Total Estimated Costs		\$15,000,000							
Total Unfunded		\$15,000,000					Funding Status: Unfunded		
							Actuals: \$0		
Total Est. Annual Operating Impact		\$0					Encumbrances: \$0		
20-P-21-0009	Claims Management System								
40-B17315									
Purchase of new Claims Management System for the Risk Department							District: Citywide		
							Status: Adopted		
							Phase: Planning		
							Est. Completion Date: December 2023		
Contribution from General Fund 3		\$299,558	\$299,558	\$0	\$0	\$0	\$0	\$0	\$0
Total Sources of Funding		\$299,558	\$299,558	\$0	\$0	\$0	\$0	\$0	\$0
Total Estimated Costs		\$299,558							
Total Unfunded		\$0					Funding Status: Fully Funded		
							Actuals: \$262,028		
Total Est. Annual Operating Impact		\$0					Encumbrances: \$0		

Sources and Estimated Costs by Department

Risk Management

Project No.	Project Title	Totals	Prior Years	Current 2023-24	Future Estimates				
					2024-25	2025-26	2026-27	2027-28	2028-29
Totals for Risk Management									
Total Sources of Funding		\$1,519,558	\$1,519,558	\$0	\$0	\$0	\$0	\$0	\$0
Total Estimated Costs		\$16,519,558							
Total Unfunded		\$15,000,000							
Total Est. Annual Operating Impact		\$0							

Sources and Estimated Costs by Department

Solid Waste

Project No.	Project Title	Totals	Prior Years	Current 2023-24	Future Estimates				
					2024-25	2025-26	2026-27	2027-28	2028-29
40-P-00-0077	Remediation of Virginia Key Composting Facility								
40-B40604									
<i>Environmental remediation at Virginia Key Composting Facility. DERM requests semi-annual testing of groundwater and the City anticipates that it will have to continue monitoring</i>							District: Citywide Status: Active Phase: Monitoring Est. Completion Date: December 2023		
Contribution from General Fund 3		\$38,172	\$38,172	\$0	\$0	\$0	\$0	\$0	\$0
Total Sources of Funding		\$38,172	\$38,172	\$0	\$0	\$0	\$0	\$0	\$0
Total Estimated Costs		\$38,172							
Total Unfunded		\$0					Funding Status: Fully Funded <i>Actuals:</i> \$33,746 <i>Encumbrances:</i> \$4,426		
Total Est. Annual Operating Impact		Minimal							
40-P-18-0196	Solid Waste Department Building Retrofit								
40-B183902									
<i>Wind retrofitting consisting of a new roof and replacement of all windows and doors to an impact resistant system at the Solid Waste Building located at 1290 NW 20th Street</i>							District: 1 Status: Active Phase: Construction Est. Completion Date: December 2023		
Contribution from General Fund 3		\$664,000	\$664,000	\$0	\$0	\$0	\$0	\$0	\$0
FEMA - Wind Retrofit		\$707,362	\$707,362	\$0	\$0	\$0	\$0	\$0	\$0
Total Sources of Funding		\$1,371,362	\$1,371,362	\$0	\$0	\$0	\$0	\$0	\$0
Total Estimated Costs		\$1,371,362							
Total Unfunded		\$0					Funding Status: Fully Funded <i>Actuals:</i> \$374,963 <i>Encumbrances:</i> \$493,672		
Total Est. Annual Operating Impact		Minimal							
40-P-20-0697	Solid Waste Facility - Remodel Kitchen								
<i>Remodel kitchen @ solid waste facility.</i>							District: Citywide Status: Future Consideration Phase: Planning Est. Completion Date: September 2024		

Sources and Estimated Costs by Department

Solid Waste

Project No.	Project Title	Totals	Prior Years	Current 2023-24	Future Estimates				
					2024-25	2025-26	2026-27	2027-28	2028-29
No Funding Allocated		\$0	\$0	\$0	\$0	\$0	\$0	\$0	\$0
Total Sources of Funding		\$0	\$0	\$0	\$0	\$0	\$0	\$0	\$0
Total Estimated Costs		\$31,390							
Total Unfunded		\$31,390					Funding Status: Unfunded		
							<i>Actuals:</i>	\$0	
Total Est. Annual Operating Impact		\$0					<i>Encumbrances:</i>	\$0	
40-P-20-0432	Solid Waste Restroom Remodel								
40-B183700									
<i>Scope of work is for remodeling of four restrooms in the Solid Waste Department Building located in the 1st Floor and 2nd Floor of the Department of Solid Waste Building located at 1290 NW 20th Street, Miami, FL 33142.</i>							District: Citywide Status: Active Phase: Dry-Run/Permit Est. Completion Date: December 2023		
Contribution from General Fund 3		\$2,143	\$2,143	\$0	\$0	\$0	\$0	\$0	\$0
Sanitary Sewer Non-Bond		\$60,000	\$60,000	\$0	\$0	\$0	\$0	\$0	\$0
Total Sources of Funding		\$62,143	\$62,143	\$0	\$0	\$0	\$0	\$0	\$0
Total Estimated Costs		\$185,000							
Total Unfunded		\$122,857					Funding Status: Partial		
							<i>Actuals:</i>	\$39,225	
Total Est. Annual Operating Impact		Minimal					<i>Encumbrances:</i>	\$2	
40-P-20-0561	Solid Waste Yard Resurfacing								
40-B203118									
<i>Resurfacing of Solid Waste Yard lot</i>							District: 1 Status: Adopted Phase: Planning Est. Completion Date: December 2023		
Contribution from General Fund 3		\$250,000	\$250,000	\$0	\$0	\$0	\$0	\$0	\$0
Total Sources of Funding		\$250,000	\$250,000	\$0	\$0	\$0	\$0	\$0	\$0
Total Estimated Costs		\$250,000							
Total Unfunded		\$0					Funding Status: Fully Funded		
							<i>Actuals:</i>	\$0	
Total Est. Annual Operating Impact		Minimal					<i>Encumbrances:</i>	\$0	

Sources and Estimated Costs by Department

Solid Waste

Project No.	Project Title	Totals	Prior Years	Current 2023-24	Future Estimates				
					2024-25	2025-26	2026-27	2027-28	2028-29
Totals for Solid Waste									
Total Sources of Funding		\$1,721,677	\$1,721,677	\$0	\$0	\$0	\$0	\$0	\$0
Total Estimated Costs		\$1,875,924							
Total Unfunded		\$154,247							
Total Est. Annual Operating Impact		Minimal							

Sources and Estimated Costs by Department

Zoning

Project No.	Project Title	Totals	Prior Years	Current 2023-24	Future Estimates				
					2024-25	2025-26	2026-27	2027-28	2028-29
50-P-21-0004 40-B223114	Accessory Dwelling Unit Program								
Explore the expansion options of the Accessory Dwelling Unit (ADU) Programs							District: Citywide		
							Status: Adopted		
							Phase: Non-Infrastructure		
							Est. Completion Date: December 2023		
Contribution from General Fund 3		\$125,000	\$125,000	\$0	\$0	\$0	\$0	\$0	\$0
Total Sources of Funding		\$125,000	\$125,000	\$0	\$0	\$0	\$0	\$0	\$0
Total Estimated Costs		\$125,000							
Total Unfunded		\$0					Funding Status: Fully Funded		
Total Est. Annual Operating Impact		Minimal					Actuals:		\$0
							Encumbrances:		\$0
20-P-21-0007 40-B223111	Gridics Land Development Study								
Consultant Assistance with Land Development Studies							District: Citywide		
							Status: Adopted		
							Phase: Non-Infrastructure		
							Est. Completion Date: December 2023		
Contribution from General Fund 3		\$20,000	\$20,000	\$0	\$0	\$0	\$0	\$0	\$0
Total Sources of Funding		\$20,000	\$20,000	\$0	\$0	\$0	\$0	\$0	\$0
Total Estimated Costs		\$20,000							
Total Unfunded		\$0					Funding Status: Fully Funded		
Total Est. Annual Operating Impact		Minimal					Actuals:		\$0
							Encumbrances:		\$0
20-P-21-0008 40-B223112	Land Use Analysis Tool - Deep Blocks								
Purchase of land use analysis tool							District: Citywide		
							Status: Adopted		
							Phase: Non-Infrastructure		
							Est. Completion Date: December 2023		
Contribution from General Fund 3		\$20,000	\$20,000	\$0	\$0	\$0	\$0	\$0	\$0
Total Sources of Funding		\$20,000	\$20,000	\$0	\$0	\$0	\$0	\$0	\$0
Total Estimated Costs		\$20,000							
Total Unfunded		\$0					Funding Status: Fully Funded		
Total Est. Annual Operating Impact		Minimal					Actuals:		\$0
							Encumbrances:		\$0

Sources and Estimated Costs by Department

Zoning

Project No.	Project Title	Totals	Prior Years	Current 2023-24	Future Estimates				
					2024-25	2025-26	2026-27	2027-28	2028-29
50-P-21-0003	Records Digitization - Planning Dept								
40-B223113									
Implementation of plan to digitize 95% of physical records for Planning Department							District: Citywide		
							Status: Adopted		
							Phase: Non-Infrastructure		
							Est. Completion Date: December 2023		
Contribution from General Fund 3		\$216,000	\$216,000	\$0	\$0	\$0	\$0	\$0	\$0
Total Sources of Funding		\$216,000	\$216,000	\$0	\$0	\$0	\$0	\$0	\$0
Total Estimated Costs		\$216,000							
Total Unfunded		\$0					Funding Status: Fully Funded		
							Actuals: \$10,281		
Total Est. Annual Operating Impact		Minimal					Encumbrances: \$32,091		

Totals for Zoning									
Total Sources of Funding		\$381,000	\$381,000	\$0	\$0	\$0	\$0	\$0	\$0
Total Estimated Costs		\$381,000							
Total Unfunded		\$0							
Total Est. Annual Operating Impact		Minimal							

Funding Source and Type by Project Number

FUNDING	Total Funding	Prior Year	Current Year
City Funds	812,444,758	772,504,758	39,940,000
Contribution from General Fund-SSL	10,054,420	10,054,420	-
Auburndale Traffic Calming (40-B183607)	35,359	35,359	-
Auburndale Traffic Device (SW 32nd Avenue & 2nd Street) D4 (40-B173655)	63,059	63,059	-
Badia Center Facility at Flagami Park - D4 (40-B203515)	250,000	250,000	-
Center St Drainage Improv - D2 (40-B30622)	942	942	-
Charles Avenue from Main Highway to South Douglas Road (40-B183612)	40,494	40,494	-
Citywide Park Equipment & Site Impr. (40-B30541D)	63	63	-
Coral Nook Circle (40-B193601)	100,000	100,000	-
Curtis Park New Pool Facility and Boat Ramp Improvement (40-B35806)	482,360	482,360	-
D4 Mini-Park Buildout (40-B173514)	119,862	119,862	-
Dinner Key Marina (40-B193402)	267,536	267,536	-
District 4 - Miscellaneous Pavement Improvement D4 (40-B203607)	8,355	8,355	-
District 4 Traffic Calming - Districtwide -D4 (40-B203608)	159,000	159,000	-
Douglas Park Community Center (40-B40581)	55,189	55,189	-
Englewood Storm Sewer - Phase III (40-B30011)	28,834	28,834	-
Environmental Remediation - Citywide (40-B30865G)	423,578	423,578	-
Flagami Traffic Calming - D4 (40-B40672G)	58,404	58,404	-
Gold Star Family Memorial Mini Park (40-B193522)	294,000	294,000	-
Golden Pines Neighborhood Speed Tables D4 (40-B173654)	30,000	30,000	-
Gusman Hall Improvements / Repairs (40-B70100)	496,713	496,713	-
Hadley Park Resurface and Repair Pools - D5 (40-B40595)	439,117	439,117	-
Hadley Park Youth Center and Field Improvements (40-B35883A)	1,301,203	1,301,203	-
IT Modern CIT Software Prg (40-B70970)	953,647	953,647	-
Kennedy Park Restrooms Building Improvements (40-B35838)	15,843	15,843	-
Kinloch Roadway Improvements (40-B213606)	480,381	480,381	-
La Pastorita Neighborhood Roadway Improvements (40-B183608)	32,204	32,204	-
La Pastorita Traffic Calming and Miscellaneous Improvements - D4 (40-B30960)	42,571	42,571	-
Little Haiti Cultural Center - Miscellaneous Repair (40-B70029)	552	552	-
Maceo Park Boatramp - D1 (40-B17357)	92,334	92,334	-
Marine Stadium Marina at Virginia Key (40-B40180)	1,804	1,804	-
Miscellaneous Repairs - Marine Stadium Marina CW (40-B203405)	55,000	55,000	-
Mounted Police Horse Stable Repairs (40-B193203)	567	567	-
Museum Park - D2 (40-B30538)	66,852	66,852	-
NE 2 Avenue Improvements (40-B78508)	533,863	533,863	-
NW 33rd Street Roadway Improvement Project - D1 (40-B30724)	0	0	-
Palm Grove Roadway Improvements D5 (40-B30630A)	11,624	11,624	-
Parks Environmental Control Protection Construction CW (40-B193504A)	16,738	16,738	-
Pilings and Pier Repairs - Dinner Key Marina (40-B173401)	24,620	24,620	-
Police Headquarters Helipad and Roof Replacement (40-B72915A)	93,028	93,028	-
Regatta Park Phase II (Baywalk, Boat Hoist and Floating Dock) - CW (40-B30182C)	1,447	1,447	-
Shenandoah Mini Pk-ROW Improv (40-B203518)	77,060	77,060	-
Silver Bluff Dog Run Park (40-B193522A)	213,000	213,000	-
Silver Bluff Speed Tables (40-B50408)	45,005	45,005	-
SW 22 Terr from SW 27 Ave to SW 37 Ave - D2 (40-B50407)	4,038	4,038	-
SW 22 Terr from SW 32 Ave to SW 37 Ave - D2 (40-B50407A)	6,364	6,364	-
SW 23 Terrace from SW 27 Avenue to SW 32 Avenue (40-B50412)	42,177	42,177	-
SW 23rd Avenue Roadway Improvements (24th Terrace - 25th Terrace) D4 (40-B173651)	221,422	221,422	-
SW 23rd Street Roadway Improvements (25th Avenue - 27th Avenue) D4 (40-B173650)	185,988	185,988	-
SW 24 Street from SW 27 Avenue to SW 32 Avenue (40-B50413)	34,946	34,946	-
SW 24 Terrace from SW 27 Avenue to SW 31 Avenue (40-B50414)	8,600	8,600	-
SW 25 Avenue Roadway Improvements (25th Terrace - 26th Street) D4 (40-B173652)	270,835	270,835	-
SW 25 Street from SW 27 Avenue to SW 32 Avenue D4 (40-B50421)	179,588	179,588	-
SW 29 Avenue from SW 23 Terrace to SW 23 Street D4 (40-B50420)	37,749	37,749	-
SW 5 Street fom 29 Av to 32 Ave Reconstruction (40-B203610)	150,000	150,000	-
Swannanoa Mini Park - right of way improvements (design only) - D4 (40-B203519)	5,000	5,000	-
Traffic Calming Circle at McDonald and Day Aveune (40-B173641)	200,000	200,000	-
Traffic Calming Device at Intersection of SW 32 Ave and SW 5 St (40-B50505)	372,149	372,149	-
Traffic Calming Devices at SW 25 Ave (40-B50503)	26,746	26,746	-
Virginia Key Beach Park Historic Restoration PH 2 (40-B30174)	995	995	-
Virginia Key Landfill Assessment (40-B35002)	69,790	69,790	-
Virginia Key Park Enhancements - D2 (40-B17354)	171,270	171,270	-
Virrick Park New Pool Facility - D2 (40-B40571)	328,336	328,336	-
West Grove Roadway Improvements (40-B183610)	200,000	200,000	-

Funding Source and Type by Project Number

FUNDING	Total Funding	Prior Year	Current Year
SW 71st Avenue from SW 4th Street to SW 8th Street (40-B50405)	126,200	126,200	-
Manuel Artime Dressing Room (40-B183413)	19	19	-
Contribution from Special Revenue Fund	43,997,853	43,618,853	379,000
1320 Mini Park Enhancements (40-B223511)	350,000	350,000	-
20 St Maintenance Yard Opr Fac (40-B30551A)	2,753	2,753	-
40/50 Recertification Improvements at Citywide Parks (40-B223515)	425,000	425,000	-
40/50 Year Recertification - Citywide (40-B203130)	71,047	71,047	-
Adult Fitness Zone Enhancements - CW (40-B183501)	100,000	100,000	-
Bay of Pigs Park (40-B183526)	9,220	9,220	-
Belle Meade Traffic Calming Circle (40-B173642)	32,132	32,132	-
Bicycle & Pathway Improvements - D2 (40-B203611)	150,000	150,000	-
Bicycle Masterplan Update D2 (40-B203613)	100,000	100,000	-
Bird Avenue Road Improvement (40-B30628)	62,006	62,006	-
Brickell Avenue SE 15 Road to SE 8 Street - D2 (40-B30874)	24,347	24,347	-
Brickell Key - Bridge (40-B193602)	160,000	160,000	-
Buena Vista Park Building Improvements (40-B223513)	200,000	200,000	-
Cartegraph Data Inventory (40-B183606)	945,700	945,700	-
City Cemetery Structural Improvements (40-B223514)	100,000	100,000	-
City Hall Repairs (40-B70334)	33,300	33,300	-
Citywide Beautification (40-B183617)	7,100,000	7,100,000	-
Citywide Pavement Resurfacing (40-B73102E)	12,242	12,242	-
Citywide Storm Sewer Repair Project (40-B30262)	2,968	2,968	-
Citywide Tree Planting (40-B183600)	4,929,000	4,929,000	-
Coconut Grove Business Improvement District (40-B30687)	53,326	53,326	-
Code Compliance Computerized Enforcement System (40-B183122)	1,416,000	1,416,000	-
Commodore Trail Master Plan and Improvements (40-B213603)	141,788	141,788	-
Coral Nook Circle (40-B193601)	560,000	560,000	-
Crystal View Court Seawall Replacement - Phase I - Design D2 (40-B203602)	27,000	27,000	-
D1 Roadway Project (40-B193611)	66,342	66,342	-
D3 Roadway Project (40-B193613)	21,528	21,528	-
D4 Roadway Project (40-B193614)	32,061	32,061	-
Deadlined Equipment - Grounds Maintenance (40-B193525)	509,000	509,000	-
Demolition at 2735 NW 10 AVE (40-B223404)	220,000	220,000	-
Dinner Key Marina (40-B193402)	111,203	111,203	-
District 4 Traffic Calming - Districtwide -D4 (40-B203608)	54,219	54,219	-
Douglas Park Community Center (40-B40581)	37,409	37,409	-
Downtown Signage and Wayfinding System (40-B30941)	4,421	4,421	-
DREAM Upgrades (40-B223400)	32,637	32,637	-
Electronic Right-of-Way permit processing (iPW) (40-B30448)	840,000	840,000	-
Flagler Worker's House - Structural Renovation (40-B193404)	239,000	239,000	-
Fort Dallas Worker's House Renovations (40-B183414)	98,021	98,021	-
Gusman Hall Improvements / Repairs (40-B70100)	60,000	60,000	-
James L. Knight Center Dampers and AC Repairs (40-B213416)	40,000	40,000	-
James L. Knight Center Emergency Elevator Jack Repairs (40-B223407)	112,000	112,000	-
James L. Knight Center Escalator Re-Modernization (40-B223406)	355,000	355,000	-
James L. Knight Center G4 Garage Emergency Elevator Repairs (40-B223405)	54,000	54,000	-
Kinloch Park Building Addition - D1 (40-B40457)	200,000	200,000	-
La Pastorita Traffic Calming and Miscellaneous Improvements - D4 (40-B30960)	11,053	11,053	-
Legion Park Improvements (40-B40510)	16,933	16,933	-
Little Haiti Cultural Center - Miscellaneous Repair (40-B70029)	1,613	1,613	-
Little Haiti Soccer Park New Elevator (40-B203532)	65,950	65,950	-
Little Havana Pedestrian Priority Zone (40-B213602)	314,472	314,472	-
Manuel Artime - 50 Year Facility Recertification and Repairs - D3 (40-B203401)	20,000	20,000	-
Manuel Artime Loading Dock (40-B213412)	5,546	5,546	-
Manuel Artime Theater Renovation (40-B193401)	68,590	68,590	-
Manuel Artime Window Replacement 970 Building (40-B30501C)	632,213	632,213	-
Margaret Pace Pk Enhancements -D2 (40-B203514)	500,000	500,000	-
Marine Stadium Marina at Virginia Key (40-B40180)	1,483	1,483	-
Marlins W3 Surface Lot Repairs and Drainage Improvements (40-B193403)	105,000	105,000	-
Matheson Avenue Seawall Replacement - Phase I - Design D2 (40-B203603)	33,000	33,000	-
Melreese Golf Course Structural Improvements (40-B223508)	50,000	50,000	-
Metromover Station Access Improvements (40-B183614)	31,579	31,579	-
Miami River Greenway Curtis Park East (40-B183603)	147,000	147,000	-
Miami Rowing Center Impact Windows and ADA Compliance (40-B203534)	100,000	100,000	-

Funding Source and Type by Project Number

FUNDING	Total Funding	Prior Year	Current Year
Micromobility Network JPA with MDC (40-B213604)	1,000,000	1,000,000	-
Miscellaneous Decorative Lighting installation-CW (40-B30445)	724,881	724,881	-
NE 3 Ave from NE 54 ST to NE 58 Terrace D5 (40-B50906)	569,111	569,111	-
New Dinner Key Marina Dockmaster Building (40-B60464)	31,863	31,863	-
NW 14 Avenue from NW 19 Terrace to NW 14 Street D1 (40-B50114)	400,000	400,000	-
NW 17th Street from NW 27 to NW 32 Avenue (40-B183611)	188,000	188,000	-
NW 17th Street from NW 32 to NW 37 Avenue (40-B183611A)	399,640	399,640	-
NW 18 Terrace East of 27 Avenue - D1 (40-B50110)	24,124	24,124	-
Office of Resilience and Public Works Reconfiguration CW (40-B203105)	900,000	900,000	-
Olympia Theater Interior Lighting and Electrical Repairs (40-B213417)	22,291	22,291	-
Painting of Corals for Scooters - D2 (40-B203612)	50,000	50,000	-
Palm Grove Roadway Improvements D5 (40-B30630A)	444,963	444,963	-
Parks Aquatic General Enhancements (40-B203533)	172,230	172,230	-
Parks Citywide Lightning Prediction System (40-B223516)	100,000	100,000	-
Parks Maintenance Equipment Replacement (40-B223517)	200,000	200,000	-
Pier Repairs-MiaMarina (40-B183407)	110,000	110,000	-
Pilings and Pier Repairs - Dinner Key Marina (40-B173401)	22,686	22,686	-
Public Works Miscellaneous Sidewalk Replacement (40-B43114B)	671,950	671,950	-
Public Works Technology Improvements (ESRI Survey Application) CW (40-B203104)	225,000	225,000	-
PW Heavy Machinery Acquisition (40-B173114)	1,178,524	1,178,524	-
Regatta Park Enhancements (40-B183517)	53,800	53,800	-
Repainting/refurbishing marker signs - Citywide (40-B30444)	100,000	100,000	-
Repair & Maintenance of Cuban Memorial Boulevard-D3 (40-B30438)	98,188	98,188	-
Repairs at Marlins Garage CW (40-B203408)	6,406,000	6,406,000	-
Riverview and Lawrence Pump Stations (40-B30992)	588,500	588,500	-
Robert King High Park Enhancements (40-B223512)	100,000	100,000	-
Royal Road Seawall Replacement - Phase I - Design D2 (40-B203601)	27,000	27,000	-
Shenandoah Mini Pk-ROW Improv (40-B203518)	163,720	163,720	-
Shenandoah Park - Sports Lighting Upgrade - D4 (40-B213503)	150,000	150,000	-
Shenandoah Park Pool Renovation (40-B40563)	456,000	456,000	-
South Golden Pines No Outlet Streets Improvements (40-B173613)	193,903	193,903	-
South Grove Traffic Study - Construction CW (40-B213601)	250,000	250,000	-
SW 23 Terrace from SW 27 Avenue to SW 32 Avenue (40-B50412)	21,657	21,657	-
SW 24 Street from SW 27 Avenue to SW 32 Avenue (40-B50413)	280,447	280,447	-
SW 5 Street fom 29 Av to 32 Ave Reconstruction (40-B203610)	250,000	250,000	-
Tree Master Plan - CW (40-B183601)	1,211,000	1,211,000	-
Unity Park Enhancements (40-B223509)	150,000	150,000	-
Watson Island Pumpout Vessel and Dinghy Dock (40-B223408)	39,000	39,000	-
West Grove Roadway Improvements (40-B183610)	150,000	150,000	-
Marine Stadium Marina Improvements (40-B33514)	4,517	4,517	-
Upper East Side District Office Renovation (40-B233104)	94,000	94,000	-
Miami River New Greenway 17 Avenue to 19 Avenue (40-B233601)	12,534	12,534	-
Manuel Artime Repairs 900 Building D3 (40-B30558A)	24,807	24,807	-
Tower Theater - Cinema No.2 (40-B233401)	157,000	157,000	-
Seawall/Baywalk-NE 22nd ST (40-B50600)	236,674	236,674	-
Bayfront Park and Maurice Ferre Park (40-B233508)	50,000	50,000	-
Robert King High Park - Trees (40-B233509)	200,000	200,000	-
Parks Biotmetric Clock Purchase and Installation (40-B233511)	125,000	125,000	-
Parks Vehicle and Equipment Replacements (40-B233512)	350,000	350,000	-
Tower Theater - Welcome Center (40-B233400)	408,000	29,000	379,000
Miami Convention Center Repairs and Maintenance-CW (40-B183403)	46,000	46,000	-
Belle Meade Pump Station (3rd) (40-B193804)	180,000	180,000	-
Seminole Boat Ramp Pavers Repairs (40-B193405)	8,314	8,314	-
Seminole Dingy Dock Repairs (40-B193406)	54,000	54,000	-
Buena Vista Neighborhood Traffic Calming Phase II (D5 Roadway Project) (40-B193615)	450,000	450,000	-
Citywide Park Facility Roof Repair (40-B173525)	25,000	25,000	-
Manuel Artime Dressing Room (40-B183413)	24,300	24,300	-
Miscellaneous Repairs - Seminole Dinghy Dock & Boat Ramp (40-B183408)	6,339	6,339	-
Miami Police Cloud Data Services (40-B233209)	269,621	269,621	-
Peacock Park Roof Replacement (40-B183518)	111,789	111,789	-
Motorola PD Vigilant LPR (40-B233208)	636,379	636,379	-
Mary Brickell Park General Enhancements (40-B223510)	200,000	200,000	-
Environmental Remediation Loan	5,044,512	5,044,512	-
Curtis Park Environmental Remediation Project (40-B40610)	4,447,593	4,447,593	-

Funding Source and Type by Project Number

FUNDING	Total Funding	Prior Year	Current Year
Fire Rescue Training Center Enviromental Remediation (40-B40606)	510,291	510,291	-
Fomer Shamrock Gas Station Environmental Remediation Project (40-B40642)	86,627	86,627	-
Homeland Defense Bond Series 1	1,207,069	1,207,069	-
Kennedy Park Restrooms Building Improvements (40-B35838)	333	333	-
Museum Park - D2 (40-B30538)	100,000	100,000	-
NE 2 Avenue Improvements (40-B78508)	1,050,600	1,050,600	-
Marine Stadium Marina Improvements (40-B33514)	56,136	56,136	-
Homeland Defense Bond Series 2	133,527	133,527	-
Curtis Park New Pool Facility and Boat Ramp Improvement (40-B35806)	85,683	85,683	-
Kinloch Park Building Addition - D1 (40-B40457)	47,843	47,843	-
Homeland Defense Bond Series 3	14,013,884	14,013,884	-
Armbrister Park Site Improvements (40-B75816)	2,857	2,857	-
Bayside Historic Sign - D2 (40-B39910K)	22,875	22,875	-
Bird Avenue Road Improvement (40-B30628)	12,518	12,518	-
Citywide Park Equipment & Site Impr. (40-B30541D)	30,937	30,937	-
Citywide Storm Sewer Repair Project (40-B30262)	233,792	233,792	-
Coconut Grove Business Improvement District (40-B30687)	149,264	149,264	-
Curtis Park New Pool Facility and Boat Ramp Improvement (40-B35806)	260,475	260,475	-
Environmental Remediation - Citywide (40-B30865G)	1,702,973	1,702,973	-
Gusman Hall Improvements / Repairs (40-B70100)	383,427	383,427	-
Hadley Park Youth Center and Field Improvements (40-B35883A)	5,014,578	5,014,578	-
Kennedy Park Restrooms Building Improvements (40-B35838)	61,195	61,195	-
Kinloch Park Building Addition - D1 (40-B40457)	49,429	49,429	-
Marine Stadium Restoration (40-B30688)	24,846	24,846	-
Marine Stadium Marina at Virginia Key (40-B40180)	43,979	43,979	-
Mary Brickell Village Drainage Improvements (40-B30637)	4,990	4,990	-
Maximo Gomez/Domino Park Restroom Improvements D3 (40-B35861B)	73,468	73,468	-
Museum Park - D2 (40-B30538)	1,215,474	1,215,474	-
NE 2 Avenue Improvements (40-B78508)	1,234,549	1,234,549	-
New Dinner Key Marina Dockmaster Building (40-B60464)	2,830,276	2,830,276	-
Police Headquarters Helipad and Roof Replacement (40-B72915A)	263,255	263,255	-
Public Works Miscellaneous Sidewalk Replacement (40-B43114B)	77,796	77,796	-
Rockerman Canal Improvements (40-B30680)	65,000	65,000	-
South Bayshore Drive Roadway and Drainage Improvements (40-B30646)	18,618	18,618	-
SW 1st Ave between SW 15 and SW 7th Street - D2 (40-B30833)	13,509	13,509	-
Virginia Key Beach Park Historic Restoration PH 2 (40-B30174)	148,533	148,533	-
Virginia Key Landfill Assessment (40-B35002)	70,282	70,282	-
Marine Stadium Marina Improvements (40-B33514)	4,992	4,992	-
Homeland Defense Series 2 Interest	131,517	131,517	-
Environmental Remediation - Citywide (40-B30865G)	131,517	131,517	-
Homeland Defense Series 3 Interest	353,486	353,486	-
Environmental Remediation - Citywide (40-B30865G)	353,486	353,486	-
Hurricane Irma Insurance Proceeds	6,544,334	6,544,334	-
Dinner Key Marina (40-B193402)	6,544,334	6,544,334	-
Impact Fees - Fire	12,829,609	10,916,609	1,913,000
Comprehensive Cancer Prevention Program - CW (40-B70184)	350,000	350,000	-
Fire Car 95 Housing FF&E (40-B17329)	21,476	21,476	-
Fire Facilities Resiliency Project (FS10) - Design (40-B193207)	195,000	195,000	-
Fire Prevention Management System -Paperless Inspections CW (40-B203205)	100,000	100,000	-
Fire Rescue Apparatus Upgrades and Enhancements - CW (40-B213200)	567,000	567,000	-
Fire Rescue Facility Enhancements (40-B173214)	2,205,000	2,205,000	-
Fire-Rescue Cardiac Monitors - Grant Match (40-B223201)	200,000	200,000	-
Fire-Rescue Marine Vessel (40-B173216B)	31,000	31,000	-
General Firefighting & EMS Equipment (40-B70106A)	4,986,909	3,073,909	1,913,000
Hardening Security at Fire Facilities (40-B203206)	935,000	935,000	-
Health and Wellness Center - Fire Rescue (40-B193208)	678,524	678,524	-
New Fire Rescue Appar (North & Sout) (40-B72810A)	2,559,700	2,559,700	-
Impact Fees - General Government	8,609,600	7,299,600	1,310,000
20 St Maintenance Yard Opr Fac (40-B30551A)	9,750	9,750	-
Code Compliance Body Cameras (40-B223100)	150,000	150,000	-
G4 Garage Improvements (Miami Parking Authority) (40-B73504)	2,791,850	2,791,850	-
General Services Administration Expansion (40-B203101)	1,693,000	474,000	1,219,000
Key Storage System (40-B233100)	100,000	100,000	-
SW Heavy Machinery Acquisition (40-B183900)	3,774,000	3,774,000	-

Funding Source and Type by Project Number

FUNDING	Total Funding	Prior Year	Current Year
New Vehicles for Human Services - Learning Center (2 Buses) (40-B243100)	91,000	-	91,000
Impact Fees - Parks	104,891,236	94,113,566	10,777,670
1320 Mini Park Enhancements (40-B223511)	450,000	-	450,000
Adult Fitness Zone Enhancements - CW (40-B183501)	500,000	500,000	-
Alice Wainwright -Natural Area (40-B203510)	500,000	500,000	-
Alice Wainwright Park Enhance (40-B183504)	750,000	750,000	-
Armbrister Park Community Center Design (40-B193512)	624,000	624,000	-
Athalie Range Park - New Recreation Building D5 (40-B203509)	950,000	500,000	450,000
Athalie Range Park - Tennis and Basketball Courts Improvements - D5 (40-B213505)	500,000	500,000	-
Athalie Range Park Improvements and Enhancements (40-B173518)	39,500	39,500	-
Badia Center Facility at Flagami Park - D4 (40-B203515)	330,000	330,000	-
Bay of Pigs Park (40-B183526)	342,000	342,000	-
Belafonte Tacolcy Park Improvements (40-B183515)	250,000	250,000	-
Buena Vista Park Court Reconstruction (40-B223506)	300,000	300,000	-
Carrie P. Meek Senior Center Enhancements - D5 (40-B203516)	610,000	610,000	-
Charles Hadley Park General Plan and Enhancements - D5 (40-B183506)	590,000	590,000	-
Charles Hadley Pool Sand Filtration System (40-B223505)	200,000	200,000	-
Citywide Park Equipment & Site Impr. (40-B30541D)	1,087,456	1,087,456	-
Citywide Park Safety Enhancements (40-B17350)	2,010,100	1,260,100	750,000
Citywide Parks Wayfinding (40-B17355)	500,000	500,000	-
Citywide Playground Enhancements (40-B17352)	1,505,000	1,300,000	205,000
Citywide Pool Enhancements and Master Plan (40-B173517)	750,000	750,000	-
College Football Entities Projects at Moore Park (40-B213513)	250,000	-	250,000
Cuban Memorial Boulevard Park Improvements and Enhancements (40-B223519)	500,000	500,000	-
Curtis Park Community Center Design (40-B193511)	782,000	782,000	-
D2 Park Land Acquisition (40-B213507)	2,311,000	2,311,000	-
D3 Park Land Acquisition (LAQ) (40-B183415)	6,883,002	6,883,002	-
D4 Mini-Park Buildout (40-B173514)	797,685	797,685	-
Douglas Park Community Center (40-B40581)	5,499,332	3,849,332	1,650,000
Fairlawn Community Park (40-B193521)	2,400,000	1,650,000	750,000
Gold Star Family Memorial Mini Park (40-B193522)	625,315	625,315	-
Grapeland Park New Outdoor Fitness Area D1 (40-B203507)	250,000	250,000	-
Hadley Park Synthetic Turf and Park Improvements - D5 (40-B173515)	1,713,786	1,713,786	-
Jimbo's Lagoon (40-B183513)	133,000	133,000	-
Jose Marti Park Flood Mitigation Study and Design (40-B193803)	1,000,000	1,000,000	-
Jose Marti Park Seawall, Riverwalk, and Kayak Launch, FIND Phase I (40-B193500)	350,662	350,662	-
Jose Marti Pool Sand Filtration System (40-B223503)	150,000	150,000	-
Kennedy Park Enhancements - D2 (40-B173510)	350,000	350,000	-
Kinloch Park Building Addition - D1 (40-B40457)	300,000	300,000	-
Kinloch Park (a.k.a. Charlie DeLucca Park) - General Plan Design - D1 (40-B213500)	100,000	100,000	-
Kirk Munroe Tennis Court Reconstruction and Lighting Improvements (40-B223501)	400,000	400,000	-
Legion Park Community Building Improvements (40-B40510A)	2,606,051	2,606,051	-
Legion Park Enhancements - Upgrade of Outdoor Fitness Equipment - D5 (40-B213504)	100,000	100,000	-
Legion Park Improvements (40-B40510)	1,331,349	1,331,349	-
Legion Park Shore Stabilization - Design and Permitting (40-B223507)	430,350	430,350	-
Little Haiti Soccer Park (40-B40516)	100,000	100,000	-
Little River Mini Park - Phase 1 (40-B193501)	553,284	553,284	-
Little River Pocket Park Enhancements (40-B223520)	100,000	100,000	-
Maceo Park Boatramp - D1 (40-B17357)	1,251,396	1,251,396	-
Moore Park Gym Design and Construction (40-B193513)	200,000	200,000	-
Morningside Park Aquatic Complex (40-B213511)	733,733	733,733	-
Morningside Park Baywalk, Kayak Launch, and Boat Ramp - Phase I (40-B173511A)	618,529	618,529	-
Morningside Park Floating Dock (40-B40532)	5,304,506	31,836	5,272,670
Myers Park Phase I (Seawall and Boat Ramp Improvement) - D2 (40-B183500)	2,594,093	2,594,093	-
New Park at 3699/3701 SW 1st AVE (40-B193517)	500,000	500,000	-
Parks Aquatic General Enhancements (40-B203533)	79	79	-
Parks FIND Grant Match PHII (40-B193502)	58,483	58,483	-
Parks Master Plan FY17 (40-B17356)	700,000	700,000	-
PBA / Fern Isle Redevelopment (40-B40543)	4,146,000	4,146,000	-
Plaza de la Cubanidad D3 (40-B40708)	363,700	363,700	-
Recreation Software - CW (40-B183502)	550,000	550,000	-
Regatta Park Phase II (Baywalk, Boat Hoist and Floating Dock) - CW (40-B30182C)	388,439	388,439	-
Riverside Park Renovations and Enhancements (40-B193515)	2,000,000	1,000,000	1,000,000
Robert King High Park General Enhancements (40-B223504)	300,000	300,000	-

Funding Source and Type by Project Number

FUNDING	Total Funding	Prior Year	Current Year
Roberto Clemente Park - Irrigation, Drainage and Baseball Field Improvements D5 (40-B203505)	800,000	800,000	-
Ruben Dario Park - Construction Design/Documents (40-B233505)	540,600	540,600	-
Sewell Park - Walkway and Park Enhancements - Assessment Only D1 (40-B203504)	1,600,000	1,600,000	-
Sewell Park Seawall Reconstruction - Phase I D1 (40-B193519)	774,683	774,683	-
Shenandoah Park - Sports Lighting Upgrade - D4 (40-B213503)	200,000	200,000	-
Shenandoah Park Pool Renovation (40-B40563)	5,056,000	5,056,000	-
Silver Bluff Park Improvement and Enhancements (40-B193523)	325,428	325,428	-
Simonhoff Mini Park Enhance (40-B183507)	400,000	400,000	-
Simpson Park General Enhancements (40-B223502)	300,000	300,000	-
Spoil Islands C & E Parks Repairs/Damage #67105 (40-B2038060)	173,615	173,615	-
Spring Garden Point Park Historic Building (40-B40566)	300,000	300,000	-
Spring Gdn Pk Seawall & Kayak (40-B40454A)	1,244,303	1,244,303	-
Underline Project - 10 mile Park Contribution D2 (40-B40598A)	15,968,442	15,968,442	-
Virginia Key Beach Park Historic Restoration PH 2 (40-B30174)	18,800	18,800	-
Virginia Key Boat Launch and Trailer Parking - D2 (40-B70046)	1,344,200	1,344,200	-
Virginia Key Kayak Launch (40-B40584)	711,458	711,458	-
Virginia Key Northpoint Park - Design and Enhancements (40-B30184B)	132,989	132,989	-
Virginia Key Park Enhancements - D2 (40-B17354)	2,177,618	2,177,618	-
Virginia Key Park Planning - D2 (40-B17353)	200,000	200,000	-
Virrick Park New Pool Facility - D2 (40-B40571)	3,533,470	3,533,470	-
West End Park Pool and Enhancements (40-B183505)	1,530,000	1,530,000	-
Lummus Park Court Reconstruction (40-B233502)	675,000	675,000	-
1320 Mini Park - Construction (40-B233504)	600,000	600,000	-
Athalie Range Pool - Chiller for Pool D5 (40-B203508)	60,421	60,421	-
Coral Gate Parks Improvements and Enhancements (40-B193524)	174,572	174,572	-
District 4 Park Land Acquisition (40-B213414)	415,000	415,000	-
Douglas Park Playground (40-B173522)	716,630	716,630	-
Spring Garden Enhancements (40-B233503)	325,000	325,000	-
Peacock Park - Phase I (40-B233501)	308,000	308,000	-
Margaret Pace Park - Phase I (40-B233500)	1,079,600	1,079,600	-
Morningside Park Enhancements - D2 (40-B173511)	577,110	577,110	-
Henderson Park - New Sports Lighting - D3 (40-B213502)	89,900	89,900	-
Vehicle and Trailers for a New Park Crew CW (40-B203502)	24,568	24,568	-
Impact Fees - Police	6,665,899	5,395,899	1,270,000
Aero Computer Mapping (40-B223202)	134,000	134,000	-
Canopy for Mounted Police Arena (40-B233202)	94,000	94,000	-
CCTV Camera Expansion for Phase II Model City and Little Haiti (40-B233201)	255,000	255,000	-
COPS Grant Vehicles - CW (40-B183202)	990,000	990,000	-
David Herring Building (40-B173213)	565,399	565,399	-
Fortification of MPD Headquarters Front Lobby and Entrance (40-B70143)	10,978	10,978	-
LiveScan Digital Finger Print Reader (40-B233203)	12,000	12,000	-
Marine Patrol Vessel (40-B233204)	290,000	290,000	-
Miami Police Department Facility Enhancements (40-B213206)	150,000	150,000	-
Miami Police Headquarters - Hardening (40-B213208)	25,000	25,000	-
MPD Facilities Exterior Lighting - CW (40-B17322)	40,000	40,000	-
MPD Facilities Interior Lighting Enhancements (40-B213204)	125,000	125,000	-
New Dispatch Console (40-B213207)	90,000	90,000	-
New Police Headquarters Planning Phase - CW (40-B183203)	106,000	106,000	-
New Police Property Building Planning Phase (40-B173215)	221,000	221,000	-
New Police Web EOC Command Center - CW (40-B213202)	100,000	100,000	-
New Temperature Controlled Storage - CW (40-B203212)	75,000	75,000	-
Outboard Motors (40-B233206)	41,000	41,000	-
Police Fiber Optics (40-B223203)	143,000	143,000	-
Police Headquarters Helipad and Roof Replacement (40-B72915A)	95,000	95,000	-
Police Security System (40-B17320)	200,000	200,000	-
Renewals Trane Chillers COP (40-B193206)	200,000	200,000	-
Surge Suppressors - CW (40-B17321)	105,900	105,900	-
Technology Improvements for the Police Academy CW (40-B203201)	23,000	23,000	-
The College Polic-Water Int-D2 (40-B72910C)	623	623	-
Upgrade of AV System (40-B213205)	150,000	150,000	-
Virtual Policing for Violent Crimes (40-B193202)	1,154,000	1,154,000	-
Purchase of New Computers for Miami Police Department (40-B243201)	150,000	-	150,000
Legacy CCTV Camera Upgrades (40-B243203)	293,000	-	293,000
Premium IP Surveillance System - Iris Covert (40-B243204)	172,000	-	172,000

Funding Source and Type by Project Number

FUNDING	Total Funding	Prior Year	Current Year
Mobile Ticket Writing Devices and Printers (30) for Miami Police Department (40-B243205)	98,000	-	98,000
Purchase of Personal Digital Assistants with FileOnQ (14) for Miami Police Department (40-B243206)	42,000	-	42,000
Purchase Shoxs Seat(4) for Police Maritime Vessels (40-B243207)	19,000	-	19,000
Purchase of Marine Vessel for Miami Police Department (40-B243200)	301,000	-	301,000
Purchase of Surface Pro for Miami Police Department (40-B243202)	195,000	-	195,000
Marine Stadium Museum Complex Financing	45,000,000	45,000,000	-
Marine Stadium Restoration (40-B30688)	38,000,000	38,000,000	-
Virginia Key Maritime Center (40-B173406)	7,000,000	7,000,000	-
Miami Sports and Exhibition Authority	1,032,049	1,032,049	-
City Department Buildout at Marlins Garage (40-B30648A)	732,285	732,285	-
Melreese Gulf Course Enhancements (40-B183524)	298,452	298,452	-
Athalie Range Pool - Chiller for Pool D5 (40-B203508)	1,312	1,312	-
Parking Revenue Bonds-Taxable Series 2010B	2,205,568	2,205,568	-
City Department Buildout at Marlins Garage (40-B30648A)	1,881,364	1,881,364	-
Marlins W3 Surface Lot Repairs and Drainage Improvements (40-B193403)	324,204	324,204	-
Rockerman Canal Special Assessment	272,490	272,490	-
Rockerman Canal Improvements (40-B30680)	272,490	272,490	-
Storm Sewer-Non Bond Revenues	669,009	669,009	-
NW 13 Avenue from NW 21 Street and NW 23 Street D-1,4 (40-B50112)	4,713	4,713	-
NW 13th Street from NW 35th Avenue to NW 37th Avenue - D1 (40-B50104)	46,815	46,815	-
Wagner Creek/Seybold Canal Dredging (40-B50643)	617,481	617,481	-
Stormwater Utility Trust Fund	23,367,910	21,545,910	1,822,000
Belle Meade Storm Sewer Project, Phase II (40-B50672)	4,153,629	4,153,629	-
Charles Avenue from Main Highway to South Douglas Road (40-B183612)	0	0	-
Citywide Storm Sewer Repair Project (40-B30262)	16,257,685	14,435,685	1,822,000
Flagami Traffic Calming - D4 (40-B40672G)	14,767	14,767	-
NW 13th Street from NW 35th Avenue to NW 37th Avenue - D1 (40-B50104)	5,882	5,882	-
NW 17th Street from NW 32 to NW 37 Avenue (40-B183611A)	9,171	9,171	-
Rockerman Canal Improvements (40-B30680)	286,599	286,599	-
South Grove Phase 3 Roadway and Drainage Improvements D2 (40-B30836)	106,010	106,010	-
SW 23 Terrace from SW 27 Avenue to SW 32 Avenue (40-B50412)	7	7	-
Wagner Creek/Seybold Canal Dredging (40-B50643)	2,534,159	2,534,159	-
Sunshine State Governmental Financing Commission Loan	75,534	75,534	-
Museum Park - D2 (40-B30538)	75,534	75,534	-
Sanitary Sewer Non-Bond	13,515,596	13,515,596	-
African Square Park Restroom Remodel - D5 (40-B173717)	100,000	100,000	-
Alice Wainwright Park Enhance (40-B183504)	294,311	294,311	-
Alice Wainwright Park Restroom Remodel (40-B183504S)	405,689	405,689	-
Antonio Maceo Park - Main Sewer Line Replacement (40-B213700)	428,436	428,436	-
Antonio Maceo Park New Field Restrooms (40-B173726)	849,654	849,654	-
Citywide Park Restroom Remodel (40-B173722)	823,768	823,768	-
Curtis Park Restroom Remodel - D1 (40-B173718)	22,266	22,266	-
CW Fire Restroom Remodel (40-B173724)	1,001,007	1,001,007	-
Dinner Key Marina (40-B193402)	128,163	128,163	-
Douglas Park Community Center (40-B40581)	473,629	473,629	-
Fire Station 2 - Restroom Remodel - D2 (40-B17371)	155,583	155,583	-
Fire Station 6 - Restroom Remodel - D1 (40-B17373)	155,583	155,583	-
Fire Station 8 - Restroom Remodel - D2 (40-B17375)	31,475	31,475	-
GSA Restroom Remodel (40-B173725)	425,000	425,000	-
Kennedy Park Restroom Building Improvements - Sanitary (40-B35838S)	199,250	199,250	-
Kennedy Park Restrooms Building Improvements (40-B35838)	1,002,983	1,002,983	-
New Dinner Key Marina Dockmaster Building (40-B60464)	38,057	38,057	-
PBA / Fern Isle Redevelopment - D1 (40-B40543S)	78,400	78,400	-
PBA / Fern Isle Redevelopment (40-B40543)	795,300	795,300	-
Police Station Restroom Renovations (40-B193700)	1,200,000	1,200,000	-
Shenandoah Park Pool Renovation (40-B40563)	2,075,257	2,075,257	-
Solid Waste Restroom Remodel Project (40-B183700)	60,000	60,000	-
Virginia Key Northpoint Park - Design and Enhancements (40-B30184B)	327,618	327,618	-
Virrick Park New Pool Facility - D2 (40-B40571)	1,645,603	1,645,603	-
West End Park Pool and Enhancements (40-B183505)	73,252	73,252	-
Curtis Park New Pool Facility and Boat Ramp - Sanitary (40-B35806S)	663,525	663,525	-
Virrick Park New Pool Facility - Sanitary Sewer (40-B40571S)	3,688	3,688	-
Fire-Rescue Old Headquarters - Restroom Remodel - D3 (40-B17370)	100	100	-
Upper East Side District Office Renovation (40-B233104)	58,000	58,000	-

Funding Source and Type by Project Number

FUNDING	Total Funding	Prior Year	Current Year
Miami-Dade County Convention Development Tax	3,747,938	3,747,938	-
City Department Buildout at Marlins Garage (40-B30648A)	3,747,938	3,747,938	-
Contribution from Other Governments	34,310	34,310	-
Wagner Creek/Seybold Canal Dredging (40-B50643)	34,310	34,310	-
Donation - Private	616,513	616,513	-
Virginia Key Rowing Center Improvements (40-B30374)	616,513	616,513	-
Street Bonds - Series 2007	6,767,724	6,767,724	-
Belle Meade Storm Sewer Project, Phase II (40-B50672)	1,950,663	1,950,663	-
Coconut Grove Business Improvement District (40-B30687)	1,306,471	1,306,471	-
Englewood Storm Sewer - Phase III (40-B30011)	1,640,268	1,640,268	-
Flagler Street Beautification (40-B30606)	233,798	233,798	-
Grove Park Road Improvements PH II - D3 (40-B40347)	20,990	20,990	-
La Pastorita Traffic Calming and Miscellaneous Improvements - D4 (40-B30960)	59,294	59,294	-
Little River Industrial Park (40-B30540)	1,317,899	1,317,899	-
Lummas Park Landing Area Project (40-B30643)	210,321	210,321	-
NW 33rd Street Roadway Improvement Project - D1 (40-B30724)	17,429	17,429	-
Overtown Greenway @ NW 11 Terrace (40-B30624)	9,826	9,826	-
South Grove Phase 3 Roadway and Drainage Improvements D2 (40-B30836)	766	766	-
Homeland Defense Bond	1,851,575	1,851,575	-
Curtis Park New Pool Facility and Boat Ramp Improvement (40-B35806)	2,768	2,768	-
Gusman Hall Improvements / Repairs (40-B70100)	10,743	10,743	-
Museum Park - D2 (40-B30538)	277,033	277,033	-
New Dinner Key Marina Dockmaster Building (40-B60464)	664,723	664,723	-
Virginia Key Beach Park Historic Restoration PH 2 (40-B30174)	896,309	896,309	-
10% Marinas Revenue	8,157,100	7,116,100	1,041,000
Derelict Vessel Removal (40-B70043)	245,299	245,299	-
Dinner Key Marina (40-B193402)	276,098	276,098	-
Dinner Key Marina Emergency Repairs/Replacements (40-B183410)	464,166	162,166	302,000
Dinner Key Marina Fuel Dock - Phase II - D2 (40-B213401)	800,000	800,000	-
Dinner Key Marina Fuel Dock (40-B203403)	300,000	300,000	-
Dinner Key Marina Gate Repairs - D2 (40-B213406)	50,000	50,000	-
Dinner Key Marina Wi-Fi - D2 (40-B213407)	80,000	80,000	-
Dinner Key Mooring Field Marker #6 - D2 (40-B213402)	8,000	8,000	-
Dinner Key Mooring Field Perimeter Buoy Replacement - D2 (40-B213404)	25,000	25,000	-
Dinner Key Pumpout Boat - D2 (40-B213403)	120,000	120,000	-
Dinner Key Shuttle Boat Repower - D2 (40-B213405)	25,000	25,000	-
Exterior Painting and Patching for Dinner Key Dockmaster Building - D2 (40-B213400)	30,000	30,000	-
Marina Management Software CW (40-B203404)	150,000	150,000	-
Marine Stadium Marina Emergency Repairs (40-B213408)	45,000	45,000	-
Miamarina Canopy Replacement (40-B223403)	70,000	70,000	-
Miamarina Pier 5 Commercial Wharf Improvement - Phase I (40-B70045)	557,913	557,913	-
Miami Marine Stadium Marina (40-B70042)	1,119,765	869,765	250,000
Miscellaneous Repairs - Watson Island Boat Ramp (40-B183409)	44,177	44,177	-
Miscellaneous Repairs - Dinner Key Mooring Field (40-B173403)	180,000	116,000	64,000
Miscellaneous Repairs - Marine Stadium Marina CW (40-B203405)	145,000	145,000	-
Mooring Field Offshore (Dinner Key Marina) - D2 (40-B70048)	202,357	202,357	-
Mooring Field Offshore (Watson Island) - D2 (40-B70047)	453,117	453,117	-
New Dinner Key Marina Dockmaster Building (40-B60464)	496,655	496,655	-
Pier Repairs-MiaMarina (40-B183407)	577,000	377,000	200,000
Pilings and Pier Repairs - Dinner Key Marina (40-B173401)	840,410	655,410	185,000
Regatta Park (40-B30182B)	440,000	440,000	-
Miscellaneous Repairs - Seminole Dinghy Dock & Boat Ramp (40-B183408)	82,000	42,000	40,000
MiaMarina Emergency Repairs (40-B183404)	51,574	51,574	-
Coastal Security Cameras - Dinner Key Marina (40-B173402)	277,343	277,343	-
Dinner Key Marina Pier Gates Fire Safety Improvements (40-B203410)	1,225	1,225	-
Homeland Defense Bond Series 1 & 2 - Interest	248,885	248,885	-
Maximo Gomez/Domino Park Restroom Improvements D3 (40-B35861B)	29,241	29,241	-
Museum Park - D2 (40-B30538)	219,644	219,644	-
Sunshine State Government Financing Commission Loan #2	6,298,651	6,298,651	-
Curtis Park New Pool Facility and Boat Ramp Improvement (40-B35806)	132,620	132,620	-
Hadley Park Youth Center and Field Improvements (40-B35883A)	280,808	280,808	-
Kennedy Park Restrooms Building Improvements (40-B35838)	4,161	4,161	-
Museum Park - D2 (40-B30538)	5,733,140	5,733,140	-
Police Headquarters Helipad and Roof Replacement (40-B72915A)	49,364	49,364	-

Funding Source and Type by Project Number

FUNDING	Total Funding	Prior Year	Current Year
Virginia Key Landfill Assessment (40-B35002)	98,557	98,557	-
Street Bonds - Series 2009	18,421,859	18,421,859	-
A Media Art Entmt Rdwy Imprv (40-B50902)	588,090	588,090	-
Bird Avenue Road Improvement (40-B30628)	200,000	200,000	-
Center St Drainage Improv - D2 (40-B30622)	124,541	124,541	-
Coconut Grove Business Improvement District (40-B30687)	1,775,722	1,775,722	-
Dorsey Park Neighborhood Roadway Improvements D5 (40-B50907)	180,935	180,935	-
Flagami Traffic Calming - D4 (40-B40672G)	660,371	660,371	-
Flagler Street Beautification (40-B30606)	5,886,303	5,886,303	-
Grove Park Road Improvements PH II - D3 (40-B40347)	901,384	901,384	-
La Pastorita Traffic Calming and Miscellaneous Improvements - D4 (40-B30960)	263,376	263,376	-
Little River Industrial Park (40-B30540)	380,928	380,928	-
Lummus Park Landing Area Project (40-B30643)	901,689	901,689	-
Mary Brickell Village Drainage Improvements (40-B30637)	2,000,000	2,000,000	-
NE 3 Ave from NE 54 St to NE 58 Terrace D5 (40-B50906)	105,834	105,834	-
NW 13th Street from NW 35th Avenue to NW 37th Avenue - D1 (40-B50104)	53,548	53,548	-
NW 24th Avenue Roadway Improvement Project - D1 (40-B30723)	13,507	13,507	-
NW 30th Street Improvement-D1 (40-B30756)	111,668	111,668	-
NW 33rd Street Roadway Improvement Project - D1 (40-B30724)	3,250,954	3,250,954	-
Overtown Greenway @ NW 11 Terrace (40-B30624)	111,843	111,843	-
Palm Grove Roadway Improvements D5 (40-B30630A)	31,922	31,922	-
Silver Bluff Speed Tables (40-B50408)	156,899	156,899	-
South Bayshore Lane/Fairview Street (East & West) -D2 (40-B30737)	10,326	10,326	-
South Grove Phase 3 Roadway and Drainage Improvements D2 (40-B30836)	108,044	108,044	-
SW 12 St (SW 17 Ave-SW 16 Ave) D3 (40-B50311)	40,823	40,823	-
SW 15th Road between 3rd and 11th Avenue (40-B173619)	2,619	2,619	-
SW 17 ST (16 ave to 17 ave) (40-B50312A)	26,489	26,489	-
SW 23 Terrace from SW 27 Avenue to SW 32 Avenue (40-B50412)	176	176	-
SW 25 Street from SW 27 Avenue to SW 32 Avenue D4 (40-B50421)	17,828	17,828	-
SW 5 St between 27 Ave & 28 Ave Street Improvement - D4 (40-B30966)	28,700	28,700	-
SW 5 Street (SW 22 Ave to Beacom Blvd.) - D3 (40-B40331)	356,010	356,010	-
SW 64 Court Roadway & Drainage Improvements (from SW 6 St to SW 8 St) - D4 (40-B30972)	426	426	-
SW 12 Street (13 Ave & 13 CT) D3 (40-B50303)	130,904	130,904	-
Citywide Landscape	1,445,711	1,445,711	-
Citywide Beautification (40-B183617)	2,895	2,895	-
Coconut Grove Business Improvement District - Tree (40-B30687T)	97,105	97,105	-
D1 FEMA Tree Funded Projects (40-B30611T)	58,823	58,823	-
D4 FEMA Tree Funded Projects (40-B30614T)	61,265	61,265	-
Duarte Park Shade Structure and Park Enhancements - Tree Component (40-B173527T)	50,000	50,000	-
Gold Star Family Memorial Mini Park (40-B193522)	150,141	150,141	-
Kirk Street Swale Trees (40-B50204T)	5,000	5,000	-
Little Havana Pedestrian Priority Zone (40-B213602)	295,482	295,482	-
NE 71St from NE 4 Ct to Biscayne Blvd (40-B30630AT)	20,000	20,000	-
NW 11th Street from NW 1st Avenue To NW 3rd Avenue (40-B213605)	24,141	24,141	-
NW 13th Street from NW 35th Avenue to NW 37th Avenue -D1 Tree (40-B50104T)	26,000	26,000	-
NW 18th Avenue Roadway Improvement Project - D1 Tree (40-B30727T)	90,000	90,000	-
NW 24th Avenue Roadway Improvement Project - D1 (40-B30723)	67,279	67,279	-
NW 33rd Street Roadway Improvement Project - D1 (40-B30724)	17,204	17,204	-
Overtown Greenway @ NW 11 Terrace (40-B30624)	129,160	129,160	-
Overtown Greenway along NW 11 Street (NW 7th to 12th Avenue) (40-B173648)	55,567	55,567	-
Shenandoah Mini Pk-ROW Improv (40-B203518)	104,525	104,525	-
Buena Vista Neighborhood Traffic Calming Phase II (D5 Roadway Project) (40-B193615)	19,600	19,600	-
Liberty City and Lemon City Tree Canopy (D5 Tree Funded Project) (40-B30615T)	171,525	171,525	-
Miami-Dade County Public Schools	850,854	850,854	-
Police Headquarters Building A/C Renovations (40-B72914)	22,000	22,000	-
Police Headquarters Helipad and Roof Replacement (40-B72915A)	813,854	813,854	-
Police South Roof Renovation CW (40-B72928A)	15,000	15,000	-
Miamarina Ticket Surcharge Revenue	3,773,508	3,171,508	602,000
Miamarina Pier 5 Commercial Wharf Improvement - Phase I (40-B70045)	75,225	75,225	-
MiaMarina Ticket Surcharge - Capital Operations and Improvements (40-B183406)	3,382,362	2,780,362	602,000
Pier Repairs-MiaMarina (40-B183407)	281,250	281,250	-
MiaMarina Emergency Repairs (40-B183404)	34,672	34,672	-
Downtown Developmental Regional Impact (DDRI) - Transportation	1,977,533	1,977,533	-
Brickell Key - Bridge (40-B193602)	1,966,000	1,966,000	-

Funding Source and Type by Project Number

FUNDING	Total Funding	Prior Year	Current Year
Metromover Station Access Improvements (40-B183614)	11,533	11,533	-
Downtown Developmental Regional Impact (DDRI) - Administration	2,654,000	2,654,000	-
Brickell Key - Bridge (40-B193602)	2,654,000	2,654,000	-
Hurricane Irma Hazard Mitigation	7,904,950	7,904,950	-
Dinner Key Marina (40-B193402)	511,128	511,128	-
Dinner Key Marina Breakwaters Mitigation 406 (40-B193402A)	7,393,822	7,393,822	-
Virginia Key Beach Park Trust Contribution	150,000	150,000	-
Virginia Key Historic Beach Park Restoration (Museum) (40-B203526)	150,000	150,000	-
Special Assessment District - Flagler Street	898,401	898,401	-
Flagler Street Beautification (40-B30606)	898,401	898,401	-
OMNI CRA Contribution	11,150,000	9,150,000	2,000,000
I-395 Open Space and Mobility Connectivity Project (40-B193621)	150,000	150,000	-
Maurice Ferre Park - wall demolition - CW (40-B203521)	300,000	300,000	-
Museum Park Improvement (40-B183510)	10,700,000	8,700,000	2,000,000
Stormwater Utility Trust Fund 2008	14,511,230	14,511,230	-
A Media Art Entmt Rdwy Imprv (40-B50902)	154,233	154,233	-
Belle Meade Storm Sewer Project, Phase II (40-B50672)	1,393,487	1,393,487	-
Charles Avenue from Main Highway to South Douglas Road (40-B183612)	100,000	100,000	-
Englewood Storm Sewer - Phase III (40-B30011)	273,961	273,961	-
FDEP Drainage Wells Compliance (40-B30700)	904,934	904,934	-
Flagami Traffic Calming - D4 (40-B40672G)	33,908	33,908	-
Grove Park Road Improvements PH II - D3 (40-B40347)	55,649	55,649	-
Hilola Street Roadway Improvements (40-B173639)	50,000	50,000	-
Kiaora Street Roadway Improvements (40-B173636)	50,000	50,000	-
Klebba Lane Drainage Improvements (40-B173846)	243,894	243,894	-
Little Havana Pedestrian Priority Zone (40-B213602)	1,100,000	1,100,000	-
Mary Brickell Village Drainage Improvements (40-B30637)	100,000	100,000	-
NW 11th Street from NW 1st Avenue To NW 3rd Avenue (40-B213605)	109,856	109,856	-
NW 13 Avenue from NW 21 Street and NW 23 Street D-1,4 (40-B50112)	56,753	56,753	-
NW 17th Street from NW 32 to NW 37 Avenue (40-B183611A)	5,722	5,722	-
Overtown Greenway @ NW 11 Terrace (40-B30624)	1,240,000	1,240,000	-
Overtown Greenway along NW 11 Street (NW 7th to 12th Avenue) (40-B173648)	250,000	250,000	-
Riverview and Lawrence Pump Stations (40-B30992)	1,871,910	1,871,910	-
Rockerman Canal Improvements (40-B30680)	272,726	272,726	-
Silver Bluff Speed Tables (40-B50408)	2,724	2,724	-
Solana Road Drainage Improvements (40-B173845)	160,000	160,000	-
South Grove Phase 3 Roadway and Drainage Improvements D2 (40-B30836)	2,981	2,981	-
Stormwater Inlet Filters - CW (40-B213800)	270,000	270,000	-
Stormwater Master Plan Update 2016 (40-B30632A)	2,503,186	2,503,186	-
Supervisory Control and Data Acquisition (SCADA) System for Stormwater Pump Station CW (40-B2C	510,529	510,529	-
SW 15th Road between 3rd and 11th Avenue (40-B173619)	119,000	119,000	-
SW 17 Street (16 Ave-14 Ave) D3 (40-B50312)	35,883	35,883	-
SW 25 Street from SW 27 Avenue to SW 32 Avenue D4 (40-B50421)	234,352	234,352	-
SW 29 Avenue from SW 23 Terrace to SW 23 Street D4 (40-B50420)	83,051	83,051	-
SW 30th Ct (SW 12th Street and SW 13th Street) - D4 (40-B30969)	189,901	189,901	-
SW 31 RD (2 Ave to 3 Ave) D3 (40-B50323)	52,000	52,000	-
SW 5 Avenue (21-22 RD) and SW 21 RD (SW 5 - SW 4) D3 (40-B50308)	70,000	70,000	-
SW 5 Street fom 29 Av to 32 Ave Reconstruction (40-B203610)	33,408	33,408	-
SW 9 Ave (23 RD to 22 Rd) D3 (40-B50309)	93,000	93,000	-
Swannanoa Mini Park - right of way improvements (design only) - D4 (40-B203519)	18,782	18,782	-
Traffic Calming Circle at McDonald and Day Aveune (40-B173641)	7,100	7,100	-
Wagner Creek/Seybold Canal Dredging (40-B50643)	1,630,297	1,630,297	-
West Grove Roadway Improvements (40-B183610)	36,348	36,348	-
Woodridge Drainage Improvements (40-B173844)	191,656	191,656	-
Impact Fees- Parks	6,142,330	-	6,142,330
Fern Isle Park Master Plan Design (40-B243502)	250,000	-	250,000
Gerry Curtis Park Turf and Track Replacement (40-B243503)	1,225,000	-	1,225,000
Melrose Park Lighting Improvements (40-B243504)	300,000	-	300,000
Jose Marti Park Pickleball Center Creation (40-B243510)	1,292,330	-	1,292,330
Robert King High Park Basketball Court Lighting & Hoops (40-B243511)	300,000	-	300,000
LHCC and CMP A/C Chiller Replacements (40-B243513)	500,000	-	500,000
Athalie Range Park Athletic Field (40-B243514)	1,150,000	-	1,150,000
City Hall Incorporation Monument (40-B243515)	200,000	-	200,000
Gerry Curtis Park Pool Enhancements (40-B243501)	300,000	-	300,000

Funding Source and Type by Project Number

FUNDING	Total Funding	Prior Year	Current Year
Williams Park General Enhancements (40-B243507)	300,000	-	300,000
Antonio Maceo Park Lighting Upgrades (40-B243506)	100,000	-	100,000
Ronald Reagan Park Maintenance Roll Up Doors Replacement (40-B243505)	75,000	-	75,000
Gerry Curtis Park Concession Building Structural Improvements (40-B243500)	150,000	-	150,000
Dinner Key Ticket Surcharge	42,000	-	42,000
Dinner Key Marina Emergency Repairs/Replacements (40-B183410)	42,000	-	42,000
Contribution from General Fund 1	302,702	302,702	-
City Department Buildout at Marlins Garage (40-B30648A)	118,999	118,999	-
Flagler Worker's House - Structural Renovation (40-B193404)	57,401	57,401	-
Fortification of MPD Headquarters Front Lobby and Entrance (40-B70143)	0	0	-
IT Modern CIT Software Prg (40-B70970)	1	1	-
Marlins W3 Surface Lot Repairs and Drainage Improvements (40-B193403)	50,000	50,000	-
Museum Park - D2 (40-B30538)	50,778	50,778	-
North District Police Station Misc. Repairs (40-B30988)	25,523	25,523	-
Contribution from General Fund 3	269,985,340	262,539,340	7,446,000
20 St Maintenance Yard Opr Fac (40-B30551A)	82,806	82,806	-
20 Street Replacement Trailers (40-B213506)	1,500,000	1,500,000	-
40 Year Building Recertification - Fire Station 8 - CW (40-B203112)	10,000	10,000	-
40 Year Recertification - Building Facilities Fire Station 3 including GSA/USLA buildng with roof asses	55,501	55,501	-
40 Year Recertification - Fire Station 2 - CW (40-B203113)	18,473	18,473	-
40/50 Year Recertification - Citywide (40-B203130)	2,631,157	2,631,157	-
40/50 Year Recertification-Parks-CW (40-B203530)	2,100,000	2,100,000	-
ADA Compliance - On-Street Parking per DOJ Settlement CW (40-B213600)	1,220,000	1,220,000	-
ADA Compliance Assessment - Police Headquarters - CW (40-B213201)	100,000	100,000	-
Affordable Housing Prefab Pilot Project (40-B213101)	300,000	300,000	-
Assessment of the MRC Garage (40-B223124)	684,000	684,000	-
Athalie Range Park Improvements and Enhancements (40-B173518)	90,000	90,000	-
Auburndale Traffic Device (SW 32nd Avenue & 2nd Street) D4 (40-B173655)	14,248	14,248	-
Audit and Monitoring Services (40-B203125)	210,000	210,000	-
Badia Center Facility at Flagami Park - D4 (40-B203515)	40,000	40,000	-
Bayhomes Drive Drainage Improvements D2 (40-B30846)	494,000	494,000	-
Bayside Historic Sign - D2 (40-B39910K)	25,000	25,000	-
Belafonte Tacolcy Park Improvements (40-B183515)	204,789	204,789	-
BMW Police Enforcement Vehicles (40-B203218)	974,000	974,000	-
Body Worn Cameras Bandwidth Increase (40-B173111)	209,957	209,957	-
Buena Vista Neighborhood Traffic Calming (40-B193620)	90,000	90,000	-
Building - Computer Upgrades (40-B223115)	800,000	500,000	300,000
Building Department Elecronic Plans Review (E-Plan) PHII (40-B74614B)	4,681,000	4,681,000	-
Building Department Elecronic Plans Review PHI (40-B74614A)	8,924,187	8,924,187	-
Building Efficiency 305 (BE305) (40-B223121)	750,000	750,000	-
Building Task Force - Computers (40-B223102)	28,000	28,000	-
Building TaskForce Vehicles (40-B223116)	120,000	120,000	-
Calle 8 Light and Street Improvements Mayor - Decoration (40-B78509E)	125,751	125,751	-
Calle 8 Light and Street Improvments Mayor - Public Works (40-B78509D)	104,369	104,369	-
Carpeting and Flooring Police Dept. (North District and South District) (40-B70120)	467,500	467,500	-
CCTV Integration with ShotSpotter (40-B183210)	210,750	210,750	-
Charles Avenue from Main Highway to South Douglas Road (40-B183612)	99,297	99,297	-
Charles Hadley Park General Plan and Enhancements - D5 (40-B183506)	200,816	200,816	-
CITP Contract Compliance Program PSA (40-B30449)	50,000	50,000	-
City Hall and MRC Repairs - CW (40-B203109)	14,093	14,093	-
City Hall Repairs (40-B70334)	708,533	708,533	-
City Manager's Office Reconfiguration (40-B223126)	85,000	85,000	-
Citywide Environmental Compliance Construction CW (40-B193101A)	154,775	154,775	-
Citywide Fleet Replacement - Building Vehicles (40-B183118)	2,532,000	1,992,000	540,000
Citywide Neighborhood Speed Reduction Signage (40-B183615)	1,056,000	1,056,000	-
Citywide Park Equipment & Site Impr. (40-B30541D)	150,000	150,000	-
Citywide Park Facility A/C Replacement (40-B173524)	1,028,854	1,028,854	-
Citywide Parks Repair and Replacement - Construction - CW (40-B203522)	155,960	155,960	-
Citywide Parks Repair and Replacement CW (40-B203511)	340,000	340,000	-
Citywide Playground Enhancements (40-B17352)	755,354	755,354	-
Citywide Playground Replacement (40-B173523)	129,428	129,428	-
Citywide Pool Structural Improvements - CW (40-B183512)	279,839	279,839	-
Citywide Storm Sewer Repair Project (40-B30262)	14,000,000	14,000,000	-
Claims Management System -Risk - CW (40-B17315)	299,558	299,558	-

Funding Source and Type by Project Number

FUNDING	Total Funding	Prior Year	Current Year
Code Compliance Computerized Enforcement System (40-B183122)	97,622	97,622	-
Code Task Force - Vehicles (40-B223101)	81,000	81,000	-
College Football Entities Projects at Moore Park (40-B213513)	500,000	500,000	-
Commission Chambers - Communication Improvements (40-B223125)	150,000	150,000	-
Comprehensive Cancer Prevention Program - CW (40-B70184)	600,000	600,000	-
Computer Aided Dispatch System (40-B203215)	3,426,000	3,426,000	-
Computer Replacement - IT (40-B223109)	500,000	500,000	-
Coral Gate Wall Installation - SW 33rd Avenue (40-B50417)	164,200	164,200	-
Coral Gate Wall Maintenance - D4 (40-B183602)	95,000	95,000	-
Coral Nook Circle (40-B193601)	33,000	33,000	-
CRM for Business & Economic Development (40-B203120)	450,000	450,000	-
Cuban Memorial Boulevard Park Improvements and Enhancements (40-B223519)	134,165	134,165	-
Curtis Park Environmental Remediation Project (40-B40610)	2,414,707	2,414,707	-
Curtis Park New Pool Facility and Boat Ramp Improvement (40-B35806)	1,881,313	1,881,313	-
CW Pks Playground Replacements (40-B40547)	544,064	544,064	-
Cyber Recovery Vault (40-B223108)	470,000	470,000	-
Cyber Security - High Availability Network Security Protection (40-B203128)	190,000	190,000	-
Cyber Security - Identity Management (40-B203121)	150,000	150,000	-
Cyber Security-Cloud Access Security Broker - CASB (40-B203124)	280,000	280,000	-
Cyber Security-Microsegmentation (40-B203129)	220,000	220,000	-
Cyber Security-Network Access Control (40-B203127)	225,000	225,000	-
D1 Parks, Streets, and Lighting Improvements (40-B40711)	1,891,567	1,891,567	-
D1 Roadway Project (40-B193611)	300,000	300,000	-
D2 Park, Street, and Lighting Improvovement (40-B40712)	1,446,057	1,446,057	-
D3 Parks, Streets, and Lighting Improvements (40-B40713)	2,135,324	2,135,324	-
D3 Roadway Project (40-B193613)	267,000	267,000	-
D4 Mini-Park Buildout (40-B173514)	50,000	50,000	-
D4 Parks, Streets, and Lighting Improvements (40-B40714)	1,266,000	1,266,000	-
D5 Neighborhood Signage and Wayfinding (40-B17364)	201,953	201,953	-
Data Analytics Environment (40-B203122)	500,000	500,000	-
David Herring Building (40-B173213)	39,007	39,007	-
DDA Biscayne Green Lane Elimination Analysis (40-B183613)	7,420	7,420	-
Deadlined Equipment - Grounds Maintenance (40-B193525)	83,457	83,457	-
Derelict Vessel Removal MPD (40-B223210)	50,000	50,000	-
Dinner Key Marina (40-B193402)	960,347	960,347	-
Dinner Key Marina Breakwaters Mitigation 406 (40-B193402A)	500,000	500,000	-
District 4 - Miscellaneous Pavement Improvement D4 (40-B203607)	299,517	299,517	-
District 4 Traffic Calming - Districtwide -D4 (40-B203608)	447,554	447,554	-
Douglas Park Community Center (40-B40581)	339,512	339,512	-
Downtown Restrooms -CW (40-B203111)	350,000	350,000	-
DREAM Upgrades (40-B223400)	36,859	36,859	-
Duarte Park Shade Structure and Park Enhancements (40-B173527)	45,613	45,613	-
Emergency Repair at Merrie Christmas Park (40-B203512)	335,456	335,456	-
Emergency Repairs at Blanche Park (40-B193526)	359,004	359,004	-
Emergency Repairs for the Police Garage (40-B223211)	96,000	96,000	-
Enterprise Integration (40-B74617A)	500,000	500,000	-
Enterprise Permitting Solutions (40-B223120)	9,600,000	9,600,000	-
Environmental Compliance Montoring (40-B193101)	560,794	560,794	-
Environmental Remediation - Citywide (40-B30865G)	1,256,714	1,256,714	-
Expanding Affordable Dwelling Unit (ADU) Program (40-B223114)	125,000	125,000	-
FDEP Drainage Wells Compliance (40-B30700)	150,000	150,000	-
Finance POS System Replacement (40-B223103)	1,256,000	1,256,000	-
Fire Apparatus (40-B203217)	1,330,000	1,330,000	-
Fire Facilities Repairs Equipment & Furniture (40-B173210)	1,570,164	1,570,164	-
Fire Fleet Acquisition (40-B223208)	618,000	618,000	-
Fire Repairs, Parts, and Supplies (40-B203214)	1,402,097	1,402,097	-
Fire Rescue Apparatus - CW (40-B183205)	2,800,000	2,800,000	-
Fire Rescue Station A/C Replacement 7 Stations (40-B203216)	213,000	213,000	-
Fire Station 12 - Water Intrusion Roof Assessment D5 (40-B203209)	10,609	10,609	-
Fire Station 2 - Hardening (40-B213210)	12,724	12,724	-
Fire Station 4 - Roof Repairs and Exterior Painting - Assessment Only D2 (40-B203211)	13,287	13,287	-
Fire Station 6 Roof Replacement D5 (40-B203207)	282,552	282,552	-
Fire Station 8 - Water Intrusion Roof Assessment D2 (40-B203210)	40,000	40,000	-
Fire Station 8 Roof and Structural Repairs D2 (40-B203220)	503,081	503,081	-

Funding Source and Type by Project Number

FUNDING	Total Funding	Prior Year	Current Year
Fire Station 9 - Hardening (40-B213209)	15,000	15,000	-
Fire Training Center Roof Replacement and Interior Repairs/Damage #22333 (40-B2063175)	14,479	14,479	-
Fire-Rescue Bunker Gear (40-B223209)	1,700,000	1,700,000	-
First Presbyterian Church Ph I (40-B183401)	1,317,455	1,317,455	-
Flagler Worker's House - Structural Renovation (40-B193404)	445,814	445,814	-
Fortification of MPD Headquarters Front Lobby and Entrance (40-B70143)	3,325	3,325	-
G4 Garage Improvements (Miami Parking Authority) (40-B73504)	8,129,727	8,129,727	-
General Firefighting & EMS Equipment (40-B70106A)	2,412,330	2,412,330	-
Geographic Information System (GIS) Implementation - Riverwalks and Baywalks (40-B223122)	20,000	20,000	-
GIS Implimentation-PHI Roadmap (40-B203123)	300,000	300,000	-
Gold Star Family Memorial Mini Park (40-B193522)	225,000	225,000	-
Grapeland Park Enhancements (40-B173516A)	151,061	151,061	-
Gridics Land Development Study (40-B223111)	20,000	20,000	-
Grove Mini Park Playground - D3 (40-B40500)	2,616	2,616	-
Grove Park Road Improvements PH II - D3 (40-B40347)	78,000	78,000	-
GSA Cartegraph Work Order Software - CW (40-B183107)	169,154	169,154	-
GSA Restoration of City Hall Vacant Offices - CW (40-B183106)	280,000	280,000	-
Gusman Hall Improvements / Repairs (40-B70100)	5,129,211	5,129,211	-
Hadley Park Resurface and Repair Pools - D5 (40-B40595)	478,747	478,747	-
Hazard Mitigation Projects - CW (40-B30505C)	100,000	100,000	-
Henderson Park Enhancement (40-B213509)	30,600	30,600	-
I-395 Baywalk - Phase I (McArthur Causeway Baywalk) D2 (40-B193623)	250,000	250,000	-
I-395 Open Space and Mobility Connectivity Project (40-B193621)	540,000	540,000	-
Increase Overtown Lighting - D5 (40-B17362)	200,000	200,000	-
IT Modern CIT Software Prg (40-B70970)	2,344,668	2,344,668	-
Jimbo's Lagoon (40-B183513)	203,709	203,709	-
Knight Center Vessel Dockage - D2 (40-B183402)	1,331,000	1,331,000	-
La Pastorita Neighborhood Roadway Improvements (40-B183608)	65,370	65,370	-
Land Use Analysis Tool (40-B223112)	20,000	20,000	-
Legion Park Community Building Improvements (40-B40510A)	1,435,412	1,435,412	-
Legion Park Improvements (40-B40510)	150,000	150,000	-
LHCC -Dance Floor Improvements (40-B203513)	181,500	181,500	-
Light Fleet Replacement (40-B72808)	121,000	121,000	-
Little Haiti Cultural Center - Miscellaneous Repair (40-B70029)	33,739	33,739	-
Little Haiti Cultural Complex Facility Improvements - D5 (40-B183511)	1,610,000	1,610,000	-
Little Haiti Cultural-FFE (40-B213510)	156,110	156,110	-
Little Havana Pedestrian Priority Zone (40-B213602)	664,778	664,778	-
Little Havana Pedestrian Zone - COLAB Consulting Services (40-B213602A)	50,000	50,000	-
Maceo Park Boatramp - D1 (40-B17357)	49,374	49,374	-
Manatee Bend Park (40-B40523)	122,584	122,584	-
Manuel Artime - 50 Year Facility Recertification and Repairs - D3 (40-B203401)	39,882	39,882	-
Manuel Artime Concession Stand (40-B213413)	42,097	42,097	-
Manuel Artime Loading Dock (40-B213412)	78,491	78,491	-
Manuel Artime Theater Renovation (40-B193401)	149,043	149,043	-
Manuel Artime Window Replacement 970 Building (40-B30501C)	496,000	496,000	-
Margaret Pace Pk Enhancements -D2 (40-B203514)	40,996	40,996	-
Marine Stadium Flex - Park Development (40-B40668)	4,386,295	4,386,295	-
Marine Stadium Restoration (40-B30688)	1,356,154	1,356,154	-
Marine Stadium Marina at Virginia Key (40-B40180)	1,623	1,623	-
Maurice Ferre Park - Walkway (40-B30538H)	460,980	460,980	-
Mayor Parks, Street and Light Improvements (40-B40710)	207,249	207,249	-
Metromover Parkway.NE 2nd Street and NE 3rd Street. D2 (40-B30407)	5,000	5,000	-
MHZ P25 Trunked Network System (40-B183114)	70,000	70,000	-
Miamarina Pier 5 Commercial Wharf Improvement - Phase I (40-B70045)	699,000	699,000	-
Miami Police Department Facility Enhancements (40-B213206)	30,000	30,000	-
Miami Police Headquarters - Hardening (40-B213208)	125,000	125,000	-
Miami River Greenway Curtis Park East (40-B183603)	333,000	333,000	-
MLK Boulevard Beautification and Lighting (40-B223604)	100,000	100,000	-
Moore Park Gym Design and Construction (40-B193513)	83,564	83,564	-
Morningside Park Floating Dock (40-B40532)	132,174	132,174	-
MOU with FDOT Streetcar (40-B70249)	417,000	417,000	-
Mounted Police Horse Stable Repairs (40-B193203)	162,943	162,943	-
MPD Facilities Exterior Lighting - CW (40-B17322)	160,000	160,000	-
MRC Garage Access Plan (40-B223118)	500,000	500,000	-

Funding Source and Type by Project Number

FUNDING	Total Funding	Prior Year	Current Year
MRC Riverside Walkway Lighting (40-B223106)	30,000	30,000	-
MRC Roof Patch (40-B203117)	250,000	250,000	-
Museum Park - D2 (40-B30538)	378,000	378,000	-
Myers Park Phase I (Seawall and Boat Ramp Improvement) - D2 (40-B183500)	300,000	300,000	-
NE Miami Court Railroad Crossing Closure (40-B183616)	385,389	385,389	-
New Building Facility for Building Department (40-B213105)	45,000,000	45,000,000	-
New Police Property Building Planning Phase (40-B173215)	160,000	160,000	-
North District Police Station Misc. Repairs (40-B30988)	86,172	86,172	-
NW 11th Street from NW 1st Avenue To NW 3rd Avenue (40-B213605)	230,143	230,143	-
NW 13 Avenue from NW 21 Street and NW 23 Street D-1,4 (40-B50112)	143,404	143,404	-
NW 13th Street from NW 35th Avenue to NW 37th Avenue - D1 (40-B50104)	75,539	75,539	-
NW 14 Avenue from NW 19 Terrace to NW 14 Street D1 (40-B50114)	33,708	33,708	-
NW 17th Street from NW 32 to NW 37 Avenue (40-B183611A)	423,756	423,756	-
NW 18 Terrace East of 27 Avenue - D1 (40-B50110)	6,000	6,000	-
NW 2 Ave (NW 8 St to NW 11 St) (40-B223602)	62,127	62,127	-
NW 2nd Street from NW 9th Ave to NW 17th Ave - Mobility Improvements - Phase II- D3 (40-B20360)	205,634	205,634	-
NW 30th Street Improvement-D1 (40-B30756)	761,000	761,000	-
NW 7 ST RD from NW N River DR to NW 9 CT D5 (40-B50904)	718,270	718,270	-
Office of Capital Improvements Reconfiguration - 8 Floor MRC - CW (40-B183102)	117,491	117,491	-
Office of Transportation Management Reconfiguration - CW (40-B183103)	6,594	6,594	-
Olympia Theater 40/50 Year Recertification (40-B213418)	75,000	75,000	-
Olympia Theater Apartments Elevator Replacement (40-B213410)	900,000	900,000	-
Oracle Cloud Startup (40-B223119)	20,288,000	13,682,000	6,606,000
Oracle Hardware Refresh CW (40-B203103)	140,000	140,000	-
Palm Grove Roadway Improvements D5 (40-B30630A)	29,724	29,724	-
Parking on Biscayne (MiMo District) - D5 (40-B203605)	75,000	75,000	-
Parks Environmental Control Protection - Uprooted Trees (40-B193504)	836,488	836,488	-
Parks Environmental Control Protection Construction CW (40-B193504A)	1,525,641	1,525,641	-
Parks Fitness Equipment Replacement Citywide (40-B193503)	40,000	40,000	-
PBA / Fern Isle Redevelopment (40-B40543)	20,428	20,428	-
Pilings and Pier Repairs - Dinner Key Marina (40-B173401)	507	507	-
Planning and Zoning Technological Improvements (40-B173112)	74,945	74,945	-
Police - Purchase of Computers (40-B203219)	1,700,000	1,700,000	-
Police Drains & Parking (40-B70121)	300,000	300,000	-
Police Fleet Acquisition (40-B223207)	9,760,000	9,760,000	-
Police Headquarters Building A/C Renovations (40-B72914)	329,900	329,900	-
Police HQ Pressure Clean/Seal/Paint Exterior (40-B70119)	368,198	368,198	-
Police Security System (40-B17320)	583,329	583,329	-
Police South Roof Renovation CW (40-B72928A)	333,201	333,201	-
Police Surveillance Platform (40-B223205)	155,000	155,000	-
Police UPS System Upgrade - CW (40-B183206)	150,000	150,000	-
Public Benefits Database (40-B223110)	150,000	150,000	-
PW Heavy Machinery Acquisition (40-B173114)	2,211,000	2,211,000	-
Railroad Crossing at NE 42nd Street and South Dixie Highway (40-B173901)	724,611	724,611	-
Real Estate Acquisition and Accessible Housing in District 3 (40-B183416)	2,293,702	2,293,702	-
Records Digitization - Planning Dept (40-B223113)	216,000	216,000	-
Recreation Plan Master Plan (40-B35895A)	250,000	250,000	-
Redesign of Website - CW (40-B17312)	422,000	422,000	-
Refurbishing of Existing Apparatus (40-B70105)	645,122	645,122	-
Regatta Park Enhancements (40-B183517)	70,000	70,000	-
Regatta Park Phase II (Baywalk, Boat Hoist and Floating Dock) - CW (40-B30182C)	194,434	194,434	-
Remediation of Former Star Gas Station (40-B40605)	16,500	16,500	-
Remediation of Virginia Key Composting Facility (40-B40604)	38,172	38,172	-
Renovation of Dilapidated Structures - D5 (40-B183135)	1,000,000	1,000,000	-
Repairs at Marlins Garage CW (40-B203408)	737,000	737,000	-
Replacement of Damaged Police Vehicles - CW (40-B213203)	139,000	139,000	-
Roof Assessment-Caribbean LHCC - D5 (40-B203520)	65,000	65,000	-
RPW Light Fleet Acquisition (40-B223117)	194,000	194,000	-
Shenandoah Mini Pk-ROW Improv (40-B203518)	100,000	100,000	-
Shenandoah Park Pool Renovation (40-B40563)	160,218	160,218	-
Silver Bluff Park Improvement and Enhancements (40-B193523)	225,000	225,000	-
Smart Cities Initiative for Economic Impact Phase I (40-B203126)	300,000	300,000	-
Solid Waste Department Building Retrofit (40-B183902)	664,000	664,000	-
Solid Waste Restroom Remodel Project (40-B183700)	2,143	2,143	-

Funding Source and Type by Project Number

FUNDING	Total Funding	Prior Year	Current Year
Solid Waste Yard Resurfacing (40-B203118)	250,000	250,000	-
South Bayshore Lane/Fairview Street (East & West) -D2 (40-B30737)	104,452	104,452	-
South District Police Station Misc. Repairs (40-B193205)	29,429	29,429	-
South Grove Phase 3 Roadway and Drainage Improvements D2 (40-B30836)	76,723	76,723	-
South Grove Traffic Study - Construction CW (40-B213601)	600,000	600,000	-
South Miami Court-SW 27th Road & 28th Road Roadway (40-B30404)	235,014	235,014	-
SplashBI Software (EiS) (40-B223104)	95,000	95,000	-
Spring Garden Traffic Calming Devices (40-B223601)	270,000	270,000	-
Stormwater Master Plan Update 2016 (40-B30632A)	1,984,000	1,984,000	-
Supervisory Control and Data Acquisition (SCADA) System for Stormwater Pump Station CW (40-B2C	180,000	180,000	-
SW 16th Avenue Traffic Calming (40-B193618)	79,548	79,548	-
SW 22 Terrace Traffic Calming (40-B183609)	35,000	35,000	-
SW 23 Terrace from SW 27 Avenue to SW 32 Avenue (40-B50412)	108,360	108,360	-
SW 24 Street from SW 27 Avenue to SW 32 Avenue (40-B50413)	560,286	560,286	-
SW 24 Terrace from SW 27 Avenue to SW 31 Avenue (40-B50414)	345,578	345,578	-
SW 25 Street from SW 27 Avenue to SW 32 Avenue D4 (40-B50421)	3,223	3,223	-
SW 29 Avenue from SW 23 Terrace to SW 23 Street D4 (40-B50420)	55,115	55,115	-
SW 5 St between 27 Ave & 28 Ave Street Improvement - D4 (40-B30966)	56,192	56,192	-
SW 5 Street (SW 22 Ave to Beacom Blvd.) - D3 (40-B40331)	22,519	22,519	-
SW 5 Street fom 29 Av to 32 Ave Reconstruction (40-B203610)	251,980	251,980	-
SW 6 ST (24 AVE - Beacom BLVD) (40-B173646)	385,521	385,521	-
SW 64 Court Roadway & Drainage Improvements (from SW 6 St to SW 8 St) - D4 (40-B30972)	158,199	158,199	-
SW Heavy Machinery Acquisition (40-B183900)	3,980,894	3,980,894	-
Swannanoa Mini Park - right of way improvements (design only) - D4 (40-B203519)	50,000	50,000	-
The College Polic-Water Int-D2 (40-B72910C)	87,861	87,861	-
The Roads Neighborhood Traffic Calming (40-B193619)	34,607	34,607	-
Traffic Calming 76 Street Between NE 7 and NE 8 Ave (40-B203604)	88,047	88,047	-
Traffic Calming Circle at McDonald and Day Aveune (40-B173641)	77,000	77,000	-
Traffic Calming Device at Intersection of SW 32 Ave and SW 5 St (40-B50505)	599,752	599,752	-
Very Poor Condition Roads, Phase 1 - Outside Priority Drainage Basins (40-B193622)	452,746	452,746	-
Virginia Key Park Enhancements - D2 (40-B17354)	451,113	451,113	-
Virrick Park New Pool Facility - D2 (40-B40571)	355,072	355,072	-
West End Park Pool and Enhancements (40-B183505)	11,653	11,653	-
West Grove Roadway Improvements (40-B183610)	12,263	12,263	-
Seawall/Baywalk-NE 22nd ST (40-B50600)	202,500	202,500	-
Miami Convention Center Repairs and Maintenance-CW (40-B183403)	1,033,138	1,033,138	-
Buena Vista Neighborhood Traffic Calming Phase II (D5 Roadway Project) (40-B193615)	248,745	248,745	-
Citywide Park Facility Roof Repair (40-B173525)	171,000	171,000	-
Manuel Artime Dressing Room (40-B183413)	27,695	27,695	-
Peacock Park Roof Replacement (40-B183518)	4,058	4,058	-
Alice Wainwright Park Seawall and Baywalk (40-B40454C)	1,545,685	1,545,685	-
GSA Truck Wash Pit (40-B74205C)	553	553	-
District 4 Park Land Acquisition (40-B213414)	1	1	-
West End Open Field Irrigation (40-B173519)	256	256	-
Lemon City Park Enhancements (40-B173526)	26,950	26,950	-
Douglas Park Playground (40-B173522)	10,989	10,989	-
D5 Park, Street, and Lighting Improvement (40-B40715)	420,466	420,466	-
GSA Property Maintenance Division Building Repairs (40-B74205D)	202,070	202,070	-
SE 12 Terrace Roadway Improvements - D2 (40-B50205)	85,966	85,966	-
Fire Facilities Equipment & Appartus FY14 (40-B70241)	1,188,613	1,188,613	-
Little Haiti Cultural Center - Roof (40-B70041)	206,721	206,721	-
Allapattah Elderly Center Roof Replacement - D1 (40-B183411)	178,759	178,759	-
D2 Roadway Project (40-B193612)	300,000	300,000	-
MPD Body Worn Camera Program (40-B17327)	1,145,000	1,145,000	-
Barnyard Improvements (40-B173405)	135,827	135,827	-
Citywide Light Fleet Replacement (40-B223123)	1,217,378	1,217,378	-
Barnyard - Roof Waterproofing (40-B233510)	30,000	30,000	-
Little Haiti Cultural Complex Caribbean Marketplace Roof Replacement (40-B233518)	250,000	250,000	-
Southside Park Building and Exterior Improvements (40-B233519)	75,000	75,000	-
Douglas Park Fencing Improvements (40-B233520)	120,000	120,000	-
Douglas Park General Enhancements (40-B233521)	300,000	300,000	-
Parks Recreation Software (40-B233522)	250,000	250,000	-
NW 5 Avenue - Traffic Calming Devices - Construction Speed Hump and Raised Intersection (40-B23	220,000	220,000	-
Police E911 Go-Kits (40-B233214)	56,000	56,000	-

Funding Source and Type by Project Number

FUNDING	Total Funding	Prior Year	Current Year
Reroofing of Building B-3 Communications/GSA and Repairs for Buildings 1,2,3 and 4-Building at Fir	2,300,000	2,300,000	-
IT Security Assessment (40-B233101)	800,000	800,000	-
Shenandoah Playground Replacement (40-B233507)	150,000	150,000	-
City Hall 2nd Floor Terrace Repairs (40-B233102)	693,000	693,000	-
Police E911 Furniture (40-B233215)	50,000	50,000	-
Citywide Heavy Fleet Replacement (40-B233106)	1,072,000	1,072,000	-
Police Vehicles (40-B233107)	7,308,000	7,308,000	-
Fire Station No. 8 - Floor Repairs (40-B233207)	200,000	200,000	-
Police Internal Affairs Office Buildout (40-B233210)	40,000	40,000	-
Police North 1st Floor (40-B233211)	57,000	57,000	-
Mouted Police Additional Horse (40-B233212)	15,000	15,000	-
Police E911 Computers (40-B233213)	203,000	203,000	-
20 NW North River Dr Rip-Rap and Boat Slip - Phase I (40-B223800)	120,000	120,000	-
Miami Comprehensive Plan (Evaluation Appraisal Report(EAR)) (40-B233103)	250,000	250,000	-
Manuel Artime Seating Area (40-B213415)	11,510	11,510	-
James L. Knight Convention Center Renovation (40-B203409)	294,003	294,003	-
Domino Park - Concrete Floor Repair and FFE Replacement D3. (40-B203503)	13,835	13,835	-
Downtown Developmental Regional Impact (DDRI) 1	3,725,727	3,725,727	-
Downtown Signage and Wayfinding System (40-B30941)	304,876	304,876	-
Flagler Street Beautification (40-B30606)	1,540,250	1,540,250	-
I-395 Baywalk - Phase I (McArthur Causeway Baywalk) D2 (40-B193623)	225,000	225,000	-
I-395 Open Space and Mobility Connectivity Project (40-B193621)	475,000	475,000	-
MacArthur Causeway Baywalk (40-B193624)	550,000	550,000	-
Maurice Ferre Park - wall demolition - CW (40-B203521)	325,559	325,559	-
Realocation of Downtown Restroom (40-B203108)	150,000	150,000	-
Transportation PSS - Transportation DRI Fees Administration (40-B70245D)	155,042	155,042	-
Downtown Developmental Regional Impact (DDRI) 2	85,000	85,000	-
I-395 Open Space and Mobility Connectivity Project (40-B193621)	85,000	85,000	-
Fire Assessment Fee 1	391,447	391,447	-
General Firefighting & EMS Equipment (40-B70106A)	98,656	98,656	-
Light Fleet Replacement (40-B72808)	292,791	292,791	-
Fire Assessment Fee 2	1,248,389	1,248,389	-
Fire Facilities Repairs Equipment & Furniture (40-B173210)	68,362	68,362	-
General Firefighting & EMS Equipment (40-B70106A)	230,890	230,890	-
Light Fleet Replacement (40-B72808)	615,931	615,931	-
Refurbishing of Existing Apparatus (40-B70105)	333,207	333,207	-
Impact Fees 1	1,110,393	1,110,393	-
Belle Meade Storm Sewer Project, Phase II (40-B50672)	700,000	700,000	-
Curtis Park New Pool Facility and Boat Ramp Improvement (40-B35806)	9,295	9,295	-
Fortification of MPD Headquarters Front Lobby and Entrance (40-B70143)	863	863	-
Gibson Park Enhancements (40-B183520)	6,520	6,520	-
GSA Fleet Maintenance Garage Expansion (40-B74205B)	250,063	250,063	-
Health and Wellness Center - Fire Rescue (40-B193208)	1,588	1,588	-
Kennedy Park Restrooms Building Improvements (40-B35838)	4,900	4,900	-
NW 13 Avenue from NW 21 Street and NW 23 Street D-1,4 (40-B50112)	1,104	1,104	-
NW 17th Street from NW 32 to NW 37 Avenue (40-B183611A)	6,931	6,931	-
South District Police Station Misc. Repairs (40-B193205)	196	196	-
The Roads Neighborhood Traffic Calming (40-B193619)	128,933	128,933	-
Impact Fees 2	51,113,745	51,113,745	-
20 St Maintenance Yard Opr Fac (40-B30551A)	186,274	186,274	-
Armbrister Park Site Improvements (40-B75816)	42,143	42,143	-
Bay of Pigs Park (40-B183526)	708,000	708,000	-
Business License/Public Facing Digital Services (40-B203119)	450,000	450,000	-
CCTV Integration with ShotSpotter (40-B183210)	9,250	9,250	-
Charles Hadley Park General Plan and Enhancements - D5 (40-B183506)	243,248	243,248	-
Citywide Park Equipment & Site Impr. (40-B30541D)	2,076,439	2,076,439	-
Citywide Playground Enhancements (40-B17352)	13,401	13,401	-
Curtis Park New Pool Facility and Boat Ramp Improvement (40-B35806)	2,844,680	2,844,680	-
Curtis Park Pool - FF&E (40-B35808B)	50,000	50,000	-
D3 Park Land Acquisition (LAQ) (40-B183415)	4,922,291	4,922,291	-
D3 Parks, Streets, and Lighting Improvements (40-B40713)	447,865	447,865	-
David Herring Building (40-B173213)	8,535	8,535	-
Douglas Park Community Center (40-B40581)	1,228,344	1,228,344	-
Duarte Park Shade Structure and Park Enhancements (40-B173527)	45,856	45,856	-

Funding Source and Type by Project Number

FUNDING	Total Funding	Prior Year	Current Year
Facility Safety and Fortification Project - CW (40-B203110)	119,633	119,633	-
Fairlawn Community Park (40-B193521)	41,000	41,000	-
Fire Rescue Facility Enhancements (40-B173214)	193,372	193,372	-
Fortification of MPD Headquarters Front Lobby and Entrance (40-B70143)	524,867	524,867	-
G4 Garage Improvements (Miami Parking Authority) (40-B73504)	6,750	6,750	-
General Services Administration Expansion (40-B203101)	36,726	36,726	-
Gibson Park Enhancements (40-B183520)	136,980	136,980	-
Gold Star Family Memorial Mini Park (40-B193522)	64,592	64,592	-
Grove Mini Park Playground - D3 (40-B40500)	282,950	282,950	-
GSA Fleet Maintenance Garage Expansion (40-B74205B)	653,374	653,374	-
Hadley Park - Resiliency Hub (40-B213512)	15,000	15,000	-
Hadley Park Synthetic Turf and Park Improvements - D5 (40-B173515)	1,000,000	1,000,000	-
Hadley Park Youth Center and Field Improvements (40-B35883A)	1,023,119	1,023,119	-
Jose Marti Park Seawall, Riverwalk, and Kayak Launch, FIND Phase I (40-B193500)	152,777	152,777	-
Kennedy Park Restrooms Building Improvements (40-B35838)	526,062	526,062	-
Kinloch Park Building Addition - D1 (40-B40457)	660,683	660,683	-
Legion Park Community Building Improvements (40-B40510A)	51,774	51,774	-
Legion Park Improvements (40-B40510)	241,082	241,082	-
Little Haiti Freedom Garden Park (40-B40519)	50,000	50,000	-
Little Haiti LockerRm-FF&E D5 (40-B40516A)	100,000	100,000	-
Little Haiti Soccer Park (40-B40516)	1,710,871	1,710,871	-
Little River Pocket Park Playground (40-B40521)	50,000	50,000	-
Maceo Park Boatramp - D1 (40-B17357)	294	294	-
Manatee Bend Park (40-B40523)	49,395	49,395	-
Margaret Pace Pk Enhancements -D2 (40-B203514)	150,000	150,000	-
Maximo Gomez/Domino Park Restroom Improvements D3 (40-B35861B)	200,968	200,968	-
Miami Police Department Facility Enhancements (40-B213206)	20,000	20,000	-
Moore Park Gym Design and Construction (40-B193513)	300,000	300,000	-
Morningside Park Floating Dock (40-B40532)	50,000	50,000	-
Museum Park - D2 (40-B30538)	2,500,000	2,500,000	-
New Dinner Key Marina Dockmaster Building (40-B60464)	87,986	87,986	-
New Fire Rescue Appar (North & Sout) (40-B72810A)	5,232,207	5,232,207	-
North District Police Station Misc. Repairs (40-B30988)	13,777	13,777	-
PBA / Fern Isle Redevelopment (40-B40543)	1,345,925	1,345,925	-
Plaza de la Cubanidad D3 (40-B40708)	200,000	200,000	-
Pocket Park - 21 NE 16 Street (40-B183519)	220,000	220,000	-
Police Headquarters Helipad and Roof Replacement (40-B72915A)	179,780	179,780	-
Police Security System (40-B17320)	400,000	400,000	-
Police South Roof Renovation CW (40-B72928A)	2,614	2,614	-
Regatta Park (40-B30182B)	6,100,000	6,100,000	-
Riverside Park D3 (40-B75909A)	250,000	250,000	-
Shenandoah Park Pool Renovation (40-B40563)	4,929,000	4,929,000	-
Sherdavia Jenkins Improvements (40-B183514)	101,551	101,551	-
Silver Bluff Dog Run Park (40-B193522A)	6,094	6,094	-
South District Police Station Misc. Repairs (40-B193205)	63,718	63,718	-
Spring Garden Point Park Historic Building (40-B40566)	804,059	804,059	-
Spring Gdn Pk Seawall & Kayak (40-B40454A)	75,000	75,000	-
Triangle Park Enhancements (40-B213508)	102,050	102,050	-
Underline Project - 10 mile Park Contribution D2 (40-B40598A)	30,810	30,810	-
Virginia Key Beach Park Historic Restoration PH 2 (40-B30174)	123,393	123,393	-
Virginia Key Kayak Launch (40-B40584)	450,000	450,000	-
Virginia Key Northpoint Park - Design and Enhancements (40-B30184B)	500,000	500,000	-
Virrick Park New Pool Facility - D2 (40-B40571)	2,644,540	2,644,540	-
Virrick Park Pool - FF&E (40-B30525A)	50,000	50,000	-
West End Park - FF&E D4 (40-B75936A)	172,394	172,394	-
West End Park Pool and Enhancements (40-B183505)	73,506	73,506	-
Alice Wainwright Park Seawall and Baywalk (40-B40454C)	62,500	62,500	-
GSA Truck Wash Pit (40-B74205C)	834,926	834,926	-
Fire Facilities Generators (North & South) (40-B70718)	987,129	987,129	-
Coral Gate Parks Improvements and Enhancements (40-B193524)	50,000	50,000	-
District 4 Park Land Acquisition (40-B213414)	676,966	676,966	-
West End Open Field Irrigation (40-B173519)	25,926	25,926	-
Lemon City Park Enhancements (40-B173526)	71,244	71,244	-
Douglas Park Playground (40-B173522)	58,056	58,056	-

Funding Source and Type by Project Number

FUNDING	Total Funding	Prior Year	Current Year
Local Option Gas Tax 1	2,495,425	2,495,425	-
20 St Maintenance Yard Opr Fac (40-B30551A)	60,963	60,963	-
A Media Art Entmt Rdwy Imprv (40-B50902)	1,575	1,575	-
Brickell Avenue SE 15 Road to SE 8 Street - D2 (40-B30874)	32,900	32,900	-
D5 Neighborhood Signage and Wayfinding (40-B17364)	13,000	13,000	-
Dorsey Park Neighborhood Roadway Improvements D5 (40-B50907)	212,137	212,137	-
FDEP Drainage Wells Compliance (40-B30700)	500,000	500,000	-
Kiaora Street Roadway Improvements (40-B173636)	100,072	100,072	-
Little Havana Pedestrian Priority Zone (40-B213602)	55,000	55,000	-
Myers Park Phase I (Seawall and Boat Ramp Improvement) - D2 (40-B183500)	65,532	65,532	-
NE 3 Ave from NE 54 ST to NE 58 Terrace D5 (40-B50906)	646	646	-
NW 24th Avenue Roadway Improvement Project - D1 (40-B30723)	50,000	50,000	-
Overtown Greenway @ NW 11 Terrace (40-B30624)	128,252	128,252	-
Palm Grove Roadway Improvements D5 (40-B30630A)	1	1	-
PH I: NW 29th Street (NW 7 Ave to NW 2 Ave) - D5 (40-B30896)	65,515	65,515	-
Public Works Miscellaneous Sidewalk Replacement (40-B43114B)	27,434	27,434	-
Riverview and Lawrence Pump Stations (40-B30992)	500,000	500,000	-
South Bayshore Lane/Fairview Street (East & West) -D2 (40-B30737)	10,834	10,834	-
Supervisory Control and Data Acquisition (SCADA) System for Stormwater Pump Station CW (40-B2C	26,179	26,179	-
SW 14 Terrace (16 Ave to 17 Ave) D3 (40-B50316)	27,257	27,257	-
SW 15th Road between 3rd and 11th Avenue (40-B173619)	50,000	50,000	-
SW 1st Ave between SW 15 and SW 7th Street - D2 (40-B30833)	99,414	99,414	-
SW 23 Terrace from SW 27 Avenue to SW 32 Avenue (40-B50412)	11,232	11,232	-
SW 24 Street from SW 27 Avenue to SW 32 Avenue (40-B50413)	5,737	5,737	-
SW 5 Avenue (21-22 RD) and SW 21 RD (SW 5 - SW 4) D3 (40-B50308)	108,895	108,895	-
SW 5 Street fom 29 Av to 32 Ave Reconstruction (40-B203610)	34,640	34,640	-
SW 9 Ave (23 RD to 22 Rd) D3 (40-B50309)	97,000	97,000	-
Swannanoa Mini Park - right of way improvements (design only) - D4 (40-B203519)	14,071	14,071	-
Very Poor Condition Roads, Phase 1 - Outside Priority Drainage Basins (40-B193622)	24,739	24,739	-
West Grove Roadway Improvements (40-B183610)	0	0	-
Orange Bowl Stormwater Pump Station Renovations (40-B183800)	172,400	172,400	-
Local Option Gas Tax 2	8,812,576	7,737,576	1,075,000
Auburndale Traffic Device (SW 32nd Avenue & 2nd Street) D4 (40-B173655)	40,000	40,000	-
Brickell Bay Drive - D2 (40-B30840)	238,364	238,364	-
Charles Avenue from Main Highway to South Douglas Road (40-B183612)	18,309	18,309	-
Citywide Pavement Resurfacing (40-B73102E)	5,109,049	4,034,049	1,075,000
Citywide Street Milling and Resurfacing - Local Option Gas Tax (40-B73102C)	649,065	649,065	-
Coconut Grove Business Improvement District (40-B30687)	14,968	14,968	-
DDA Biscayne Green Lane Elimination Analysis (40-B183613)	2,666	2,666	-
Flagler Street Beautification (40-B30606)	53,936	53,936	-
Kiaora Street Roadway Improvements (40-B173636)	10,000	10,000	-
La Pastorita Traffic Calming and Miscellaneous Improvements - D4 (40-B30960)	16,814	16,814	-
Little Havana Pedestrian Priority Zone (40-B213602)	74,607	74,607	-
Little River Industrial Park (40-B30540)	97,030	97,030	-
Lummus Park Landing Area Project (40-B30643)	252,398	252,398	-
NW 13th Street from NW 35th Avenue to NW 37th Avenue - D1 (40-B50104)	342,121	342,121	-
NW 17th Street from NW 32 to NW 37 Avenue (40-B183611A)	57,218	57,218	-
NW 33rd Street Roadway Improvement Project - D1 (40-B30724)	258	258	-
Palm Grove Roadway Improvements D5 (40-B30630A)	76,319	76,319	-
Public Works Miscellaneous Sidewalk Replacement (40-B43114B)	968,800	968,800	-
South Bayshore Lane/Fairview Street (East & West) -D2 (40-B30737)	5,570	5,570	-
South Golden Pines No Outlet Streets Improvements (40-B173613)	350,000	350,000	-
South Grove Phase 3 Roadway and Drainage Improvements D2 (40-B30836)	61,620	61,620	-
SW 15th Road between 3rd and 11th Avenue (40-B173619)	12,689	12,689	-
SW 20 Street from SW 16 Avenue to SW 17 Ave D3 (40-B50319)	35,886	35,886	-
SW 23 St between 3rd and 14th Avenue (40-B173622)	60,174	60,174	-
SW 23 Terrace from SW 27 Avenue to SW 32 Avenue (40-B50412)	1,451	1,451	-
SW 24 Road between 7th and 9th Street (40-B173621)	31,877	31,877	-
SW 31 RD (2 Ave to 3 Ave) D3 (40-B50323)	65,000	65,000	-
SW 5 Street fom 29 Av to 32 Ave Reconstruction (40-B203610)	43,940	43,940	-
SW 64 Court Roadway & Drainage Improvements (from SW 6 St to SW 8 St) - D4 (40-B30972)	48,252	48,252	-
The Roads Neighborhood Traffic Calming (40-B193619)	74,196	74,196	-
Parking Surcharge 2	29,759,543	25,639,543	4,120,000
Auburndale Traffic Device (SW 32nd Avenue & 2nd Street) D4 (40-B173655)	270	270	-

Funding Source and Type by Project Number

FUNDING	Total Funding	Prior Year	Current Year
Bay of Pigs Park (40-B183526)	300,000	300,000	-
Bayside Historic Sign - D2 (40-B39910K)	34,125	34,125	-
Bird Avenue Road Improvement (40-B30628)	1,439,838	1,439,838	-
Brickell Avenue SE 15 Road to SE 8 Street - D2 (40-B30874)	2,040,000	2,040,000	-
Buena Vista Neighborhood Traffic Calming (40-B193620)	198,000	198,000	-
Calle 8 Light and Street Improvements Mayor - Public Works (40-B78509D)	205,573	205,573	-
Charles Avenue from Main Highway to South Douglas Road (40-B183612)	174,045	174,045	-
Citywide Streets Milling & Resurfacing - CIP Parking Surcharge (40-B73102B)	4,446,553	326,553	4,120,000
Coconut Grove Business Improvement District (40-B30687)	1,650,000	1,650,000	-
D5 Shorecrest Drainage Improvements (40-B17365)	1,260,000	1,260,000	-
District 4 Traffic Calming - Districtwide -D4 (40-B203608)	425,484	425,484	-
Downtown Signage and Wayfinding System (40-B30941)	501,932	501,932	-
Flagler Street Beautification (40-B30606)	6,390,956	6,390,956	-
I-395 Open Space and Mobility Connectivity Project (40-B193621)	500,000	500,000	-
Increase Downtown Lighting - D2 (40-B17361)	200,000	200,000	-
La Pastorita Neighborhood Roadway Improvements (40-B183608)	424,330	424,330	-
Mary Brickell Village Drainage Improvements (40-B30637)	3,170,668	3,170,668	-
Mayor's Roadway Project (40-B203600)	300,000	300,000	-
NW 17th Street from NW 32 to NW 37 Avenue (40-B183611A)	1,000,000	1,000,000	-
Overtown Greenway along NW 11 Street (NW 7th to 12th Avenue) (40-B173648)	599,999	599,999	-
Palm Grove Roadway Improvements D5 (40-B30630A)	0	0	-
Shorecrest Drainage Improvements at NE 10 Ave. South of NE 79 St (40-B203609)	240,000	240,000	-
Silver Bluff Speed Tables (40-B50408)	22,000	22,000	-
South Bayshore Drive Roadway and Drainage Improvements (40-B30646)	250,986	250,986	-
South Bayshore Lane/Fairview Street (East & West) -D2 (40-B30737)	30,396	30,396	-
Spot Drainage (40-B193805)	428,000	428,000	-
SW 1st Ave between SW 15 and SW 7th Street - D2 (40-B30833)	705,973	705,973	-
SW 22 Terr from SW 27 Ave to SW 37 Ave - D2 (40-B50407)	318,709	318,709	-
SW 22 Terr from SW 32 Ave to SW 37 Ave - D2 (40-B50407A)	31,135	31,135	-
SW 25 Street from SW 27 Avenue to SW 32 Avenue D4 (40-B50421)	682,680	682,680	-
SW 64 Court Roadway & Drainage Improvements (from SW 6 St to SW 8 St) - D4 (40-B30972)	40,516	40,516	-
Swannanoa Mini Park - right of way improvements (design only) - D4 (40-B203519)	4,132	4,132	-
Temporary Platform for NE Connector (TPO match) (40-B193600)	702,000	702,000	-
Traffic Calming Device at Intersection of SW 32 Ave and SW 5 St (40-B50505)	4,685	4,685	-
West Grove Roadway Improvements (40-B183610)	86,088	86,088	-
Miami River New Greenway 17 Avenue to 19 Avenue (40-B233601)	650,469	650,469	-
Buena Vista Local Drainage and Road Improvements at NE 49 Street and NE 50 Street between Nort	300,000	300,000	-
Transit Half-Cent Surtax 1	2,942,796	2,942,796	-
A Media Art Entmt Rdwy Imprv (40-B50902)	84,376	84,376	-
Belle Meade Storm Sewer Project, Phase II (40-B50672)	1,300,000	1,300,000	-
Center St Drainage Improv - D2 (40-B30622)	1,846	1,846	-
Flagami Traffic Calming - D4 (40-B40672G)	10,000	10,000	-
Flagler Street Beautification (40-B30606)	50,000	50,000	-
Hilola Street Roadway Improvements (40-B173639)	281,378	281,378	-
Kiaora Street Roadway Improvements (40-B173636)	2,832	2,832	-
La Pastorita Traffic Calming and Miscellaneous Improvements - D4 (40-B30960)	16,489	16,489	-
NE 2 Avenue Improvements (40-B78508)	55,000	55,000	-
NW 13th Street from NW 35th Avenue to NW 37th Avenue - D1 (40-B50104)	205,707	205,707	-
NW 17th Street from NW 32 to NW 37 Avenue (40-B183611A)	58,540	58,540	-
NW 2nd Street from NW 9th Ave to NW 17th Ave - Mobility Improvements - Phase II- D3 (40-B20360)	59,526	59,526	-
NW 33rd Street Roadway Improvement Project - D1 (40-B30724)	2,595	2,595	-
Overtown Greenway @ NW 11 Terrace (40-B30624)	30,765	30,765	-
Palm Grove Roadway Improvements D5 (40-B30630A)	249,404	249,404	-
PH I: NW 29th Street (NW 7 Ave to NW 2 Ave) - D5 (40-B30896)	5,020	5,020	-
Silver Bluff Speed Tables (40-B50408)	163,786	163,786	-
South Grove Phase 3 Roadway and Drainage Improvements D2 (40-B30836)	4,240	4,240	-
SW 14 Terrace (16 Ave to 17 Ave) D3 (40-B50316)	61,526	61,526	-
SW 17 ST (16 ave to 17 ave) (40-B50312A)	16,470	16,470	-
SW 17 Street (16 Ave-14 Ave) D3 (40-B50312)	52,445	52,445	-
SW 20 Street from SW 14 Avenue to SW 15 Avenue (40-B173628)	37,736	37,736	-
SW 21st St & 24th Ave Roadway Improvement - D4 (40-B30979)	80,000	80,000	-
SW 23 Terrace from SW 27 Avenue to SW 32 Avenue (40-B50412)	3,642	3,642	-
SW 24 Road between 7th and 9th Street (40-B173621)	235	235	-
SW 24 Street from SW 27 Avenue to SW 32 Avenue (40-B50413)	2,780	2,780	-

Funding Source and Type by Project Number

FUNDING	Total Funding	Prior Year	Current Year
SW 29 Avenue from SW 23 Terrace to SW 23 Street D4 (40-B50420)	16,398	16,398	-
SW 5 St between 27 Ave & 28 Ave Street Improvement - D4 (40-B30966)	8,491	8,491	-
SW 5 Street (SW 22 Ave to Beacom Blvd.) - D3 (40-B40331)	7,997	7,997	-
SW 5 Street fom 29 Av to 32 Ave Reconstruction (40-B203610)	2,246	2,246	-
Swannanoa Mini Park - right of way improvements (design only) - D4 (40-B203519)	4,184	4,184	-
Transportation Program Support Services - Transit Professional (40-B30645A)	588	588	-
Transportation Program Support Svc - Transit Professional (40-B70246)	51,200	51,200	-
Transportation Program Support Svcs - Transportation (40-B70245)	15,353	15,353	-
West Grove Roadway Improvements (40-B183610)	0	0	-
Transit Half-Cent Surtax 2	42,211,501	42,211,501	-
A Media Art Entmt Rdwy Imprv (40-B50902)	128,293	128,293	-
Auburndale Traffic Device (SW 32nd Avenue & 2nd Street) D4 (40-B173655)	232,784	232,784	-
Bayhomes Drive Drainage Improvements D2 (40-B30846)	31,000	31,000	-
Belle Meade Storm Sewer Project, Phase II (40-B50672)	2,076,851	2,076,851	-
Belle Meade Traffic Calming Circle (40-B173642)	300,000	300,000	-
Bird Avenue Road Improvement (40-B30628)	680,000	680,000	-
Buena Vista Neighborhood Traffic Calming (40-B193620)	75,037	75,037	-
Center St Drainage Improv - D2 (40-B30622)	237,210	237,210	-
Charles Avenue from Main Highway to South Douglas Road (40-B183612)	129,284	129,284	-
Citywide Mass Transit Studies (40-B70247)	25,000	25,000	-
Citywide Pavement Resurfacing (40-B73102E)	970,851	970,851	-
Citywide Storm Sewer Repair Project (40-B30262)	2,404,336	2,404,336	-
Citywide Streets Milling and Resurfacing (40-B73102A)	269,953	269,953	-
Coral Nook Circle (40-B193601)	37,000	37,000	-
D5 Shorecrest Drainage Improvements (40-B17365)	500,000	500,000	-
D5 Neighborhood Signage and Wayfinding (40-B17364)	9,282	9,282	-
District 3 Traffic Calming Device at SW 12 Street between SW 16 Avenue and SW 17 Avenue (40-B22)	57,000	57,000	-
Dorsey Park Neighborhood Roadway Improvements D5 (40-B50907)	309,287	309,287	-
Englewood Storm Sewer - Phase III (40-B30011)	621,609	621,609	-
Flagami Area Milling and Resurfacing (40-B17368)	500,000	500,000	-
Flagami Traffic Calming - D4 (40-B40672G)	78,065	78,065	-
Flagami Trolley Signage (40-B183991)	220,156	220,156	-
Flagler Street Beautification (40-B30606)	2,824,823	2,824,823	-
Golden Pines Neighborhood Speed Tables D4 (40-B173654)	22,953	22,953	-
Grove Park Road Improvements PH II - D3 (40-B40347)	162,537	162,537	-
Hilola Street Roadway Improvements (40-B173639)	51,138	51,138	-
I-395 Open Space and Mobility Connectivity Project (40-B193621)	250,000	250,000	-
Increase Downtown Lighting - D2 (40-B17361)	35,000	35,000	-
Kiaora Street Roadway Improvements (40-B173636)	37,847	37,847	-
Kinloch Roadway Improvements (40-B213606)	19,619	19,619	-
La Pastorita Neighborhood Roadway Improvements (40-B183608)	157,869	157,869	-
La Pastorita Traffic Calming and Miscellaneous Improvements - D4 (40-B30960)	63,516	63,516	-
Little River Industrial Park (40-B30540)	12,000	12,000	-
Lummas Park Landing Area Project (40-B30643)	88,819	88,819	-
Myers Park Phase I (Seawall and Boat Ramp Improvement) - D2 (40-B183500)	118,109	118,109	-
NE 2 Avenue Improvements (40-B78508)	1,175,704	1,175,704	-
NE 3 Ave from NE 54 ST to NE 58 Terrace D5 (40-B50906)	754,637	754,637	-
NW 13 Avenue from NW 21 Street and NW 23 Street D-1,4 (40-B50112)	112,724	112,724	-
NW 13th Street from NW 35th Avenue to NW 37th Avenue - D1 (40-B50104)	92,260	92,260	-
NW 17th Street from NW 27 to NW 32 Avenue (40-B183611)	62,000	62,000	-
NW 17th Street from NW 32 to NW 37 Avenue (40-B183611A)	205,545	205,545	-
NW 18 Terrace East of 27 Avenue - D1 (40-B50110)	202,806	202,806	-
NW 24th Avenue Roadway Improvement Project - D1 (40-B30723)	1,398,750	1,398,750	-
NW 2nd Street from NW 9th Ave to NW 17th Ave - Mobility Improvements - Phase II- D3 (40-B2036)	6,077	6,077	-
NW 30th Street Improvement-D1 (40-B30756)	624,113	624,113	-
NW 33rd Street Roadway Improvement Project - D1 (40-B30724)	3,007	3,007	-
NW 7 ST RD from NW N River DR to NW 9 CT D5 (40-B50904)	123,561	123,561	-
Overtown Greenway @ NW 11 Terrace (40-B30624)	751,580	751,580	-
Palm Grove Roadway Improvements D5 (40-B30630A)	559,556	559,556	-
PH I: NW 29th Street (NW 7 Ave to NW 2 Ave) - D5 (40-B30896)	62,819	62,819	-
Public Works Miscellaneous Sidewalk Replacement (40-B43114B)	198,682	198,682	-
Shenandoah Mini Pk-ROW Improv (40-B203518)	146,548	146,548	-
Silver Bluff Speed Tables (40-B50408)	293,937	293,937	-
South Bayshore Drive Roadway and Drainage Improvements (40-B30646)	99,063	99,063	-

Funding Source and Type by Project Number

FUNDING	Total Funding	Prior Year	Current Year
South Bayshore Lane/Fairview Street (East & West) -D2 (40-B30737)	1,947,135	1,947,135	-
South Golden Pines No Outlet Streets Improvements (40-B173613)	211,099	211,099	-
South Grove Phase 3 Roadway and Drainage Improvements D2 (40-B30836)	1,157,650	1,157,650	-
SW 12 St (SW 17 Ave-SW 16 Ave) D3 (40-B50311)	43,000	43,000	-
SW 15 ST (13 Ave to 14 Ave) D3 (40-B50322)	51,000	51,000	-
SW 15 Street from SW 12 Avenue to SW 14 Avenue (40-B173630)	377,449	377,449	-
SW 15th Road between 3rd and 11th Avenue (40-B173619)	268,325	268,325	-
SW 16th Avenue Traffic Calming (40-B193618)	11,299	11,299	-
SW 17 ST (16 ave to 17 ave) (40-B50312A)	31,781	31,781	-
SW 18 ST from 12 Ave to 18 Ave D3 (40-B50305)	141,662	141,662	-
SW 1st Ave between SW 15 and SW 7th Street - D2 (40-B30833)	435,940	435,940	-
SW 20 Street from SW 14 Avenue to SW 15 Avenue (40-B173628)	254,907	254,907	-
SW 20 Street from SW 16 Avenue to SW 17 Ave D3 (40-B50319)	216,726	216,726	-
SW 21st St & 24th Ave Roadway Improvement - D4 (40-B30979)	641,459	641,459	-
SW 22 Terr from SW 27 Ave to SW 37 Ave - D2 (40-B50407)	227,253	227,253	-
SW 22 Terr from SW 32 Ave to SW 37 Ave - D2 (40-B50407A)	240,582	240,582	-
SW 23 Avenue between SW 3 Street and SW 4 Street (40-B173626)	128,690	128,690	-
SW 23 St between 3rd and 14th Avenue (40-B173622)	212,800	212,800	-
SW 23 Terrace from SW 27 Avenue to SW 32 Avenue (40-B50412)	41,127	41,127	-
SW 23rd Avenue Roadway Improvements (24th Terrace - 25th Terrace) D4 (40-B173651)	2,887	2,887	-
SW 23rd Street Roadway Improvements (25th Avenue - 27th Avenue) D4 (40-B173650)	113,185	113,185	-
SW 24 Road between 7th and 9th Street (40-B173621)	189,102	189,102	-
SW 24 Street from SW 27 Avenue to SW 32 Avenue (40-B50413)	190,810	190,810	-
SW 24 Terrace from SW 27 Avenue to SW 31 Avenue (40-B50414)	64,107	64,107	-
SW 25 Avenue Roadway Improvements (25th Terrace - 26th Street) D4 (40-B173652)	140,534	140,534	-
SW 25 Street from SW 27 Avenue to SW 32 Avenue D4 (40-B50421)	355,044	355,044	-
SW 28 Road between 3rd and 4 Avenue (40-B173620)	271,600	271,600	-
SW 29 Avenue from SW 23 Terrace to SW 23 Street D4 (40-B50420)	47,370	47,370	-
SW 30th Ct (SW 12th Street and SW 13th Street) - D4 (40-B30969)	73,214	73,214	-
SW 31 RD (2 Ave to 3 Ave) D3 (40-B50323)	125,000	125,000	-
SW 5 Avenue (21-22 RD) and SW 21 RD (SW 5 - SW 4) D3 (40-B50308)	10,500	10,500	-
SW 5 St between 27 Ave & 28 Ave Street Improvement - D4 (40-B30966)	206,960	206,960	-
SW 5 Street (SW 22 Ave to Beacom Blvd.) - D3 (40-B40331)	30,391	30,391	-
SW 5 Street fom 29 Av to 32 Ave Reconstruction (40-B203610)	49,665	49,665	-
SW 64 Court Roadway & Drainage Improvements (from SW 6 St to SW 8 St) - D4 (40-B30972)	54,994	54,994	-
SW 9 Ave (23 RD to 22 Rd) D3 (40-B50309)	110,425	110,425	-
Swannanoa Mini Park - right of way improvements (design only) - D4 (40-B203519)	2,401	2,401	-
The Roads Neighborhood Traffic Calming (40-B193619)	10,017	10,017	-
Traffic Calming Device at Intersection of SW 32 Ave and SW 5 St (40-B50505)	42,639	42,639	-
Traffic Calming Devices at SW 25 Ave (40-B50503)	7,218	7,218	-
Transportation Program Support Services - Transit Professional (40-B30645A)	392,489	392,489	-
Transportation Program Support Services - Transportation (40-B30645B)	881,042	881,042	-
Transportation Program Support Svc - Transit Professional (40-B70246)	781,851	781,851	-
Transportation Program Support Svcs - Transportation (40-B70245)	2,809,605	2,809,605	-
Trolley Route Signage - Citywide (40-B193991)	498,844	498,844	-
West Grove Roadway Improvements (40-B183610)	0	0	-
SW 12 Street (13 Ave & 13 CT) D3 (40-B50303)	3,811	3,811	-
City of Miami Trolley Program - Trolley Acquisition (40-B70715E)	7,027,900	7,027,900	-
SW 71st Avenue from SW 4th Street to SW 8th Street (40-B50405)	390,419	390,419	-
Miami-Dade TPO - Trolley Fleet (40-B233900)	50,000	50,000	-
Miami River New Greenway 17 Avenue to 19 Avenue (40-B233601)	26,997	26,997	-
County	40,411,563	40,411,563	-
The Children's Trust	260,000	260,000	-
Virginia Key Beach Park Historic Restoration PH 2 (40-B30174)	260,000	260,000	-
Miami-Dade County Dept of Environmental Resources	650,000	650,000	-
Virginia Key Landfill Assessment (40-B35002)	650,000	650,000	-
Office of Safe Neighborhood Parks	48,845	48,845	-
Virginia Key Beach Park Historic Restoration PH 2 (40-B30174)	48,845	48,845	-
Miami-Dade County Transportation Surtax and Gas Tax	1,529,000	1,529,000	-
Coconut Grove Business Improvement District (40-B30687)	1,529,000	1,529,000	-
Miami-Dade County	706,865	706,865	-
Englewood Storm Sewer - Phase III (40-B30011)	681,000	681,000	-
NW 24th Avenue Roadway Improvement Project - D1 (40-B30723)	25,865	25,865	-
Miami-Dade County Transportation and Public Works	2,701,000	2,701,000	-

Funding Source and Type by Project Number

FUNDING	Total Funding	Prior Year	Current Year
Commodore Trail Master Plan and Improvements (40-B213603)	1,300,000	1,300,000	-
Railroad Crossing at NE 42nd Street and South Dixie Highway (40-B173901)	1,401,000	1,401,000	-
Miami-Dade County WASD	4,640,234	4,640,234	-
Grove Park Road Improvements PH II - D3 (40-B40347)	735,748	735,748	-
NE 3 Ave from NE 54 St to NE 58 Terrace D5 (40-B50906)	24,986	24,986	-
NW 13th Street from NW 35th Avenue to NW 37th Avenue - D1 (40-B50104)	26,319	26,319	-
NW 17th Street from NW 27 to NW 32 Avenue (40-B183611)	71,386	71,386	-
NW 17th Street from NW 32 to NW 37 Avenue (40-B183611A)	53,125	53,125	-
NW 24th Avenue Roadway Improvement Project - D1 (40-B30723)	274,222	274,222	-
NW 30th Street Improvement-D1 (40-B30756)	66,466	66,466	-
NW 33rd Street Roadway Improvement Project - D1 (40-B30724)	1,578,901	1,578,901	-
South Bayshore Drive Roadway and Drainage Improvements (40-B30646)	161,994	161,994	-
South Bayshore Lane/Fairview Street (East & West) -D2 (40-B30737)	173,579	173,579	-
South Grove Phase 3 Roadway and Drainage Improvements D2 (40-B30836)	541,020	541,020	-
SW 23 Terrace from SW 27 Avenue to SW 32 Avenue (40-B50412)	59,024	59,024	-
SW 24 Street from SW 27 Avenue to SW 32 Avenue (40-B50413)	38,280	38,280	-
SW 24 Terrace from SW 27 Avenue to SW 31 Avenue (40-B50414)	57,123	57,123	-
SW 25 Street from SW 27 Avenue to SW 32 Avenue D4 (40-B50421)	62,792	62,792	-
SW 5 St between 27 Ave & 28 Ave Street Improvement - D4 (40-B30966)	238,380	238,380	-
SW 64 Court Roadway & Drainage Improvements (from SW 6 St to SW 8 St) - D4 (40-B30972)	184,955	184,955	-
SW 71st Avenue from SW 4th Street to SW 8th Street (40-B50405)	291,933	291,933	-
Florida Inland Navigation District	2,362,784	2,362,784	-
South Golden Pines No Outlet Streets Improvements (40-B173613)	162,980	162,980	-
SW 24 Street from SW 27 Avenue to SW 32 Avenue (40-B50413)	487,579	487,579	-
SW 24 Terrace from SW 27 Avenue to SW 31 Avenue (40-B50414)	867,027	867,027	-
SW 25 Street from SW 27 Avenue to SW 32 Avenue D4 (40-B50421)	845,198	845,198	-
Miami-Dade County General Obligation Bond	27,512,835	27,512,835	-
Bayhomes Drive Drainage Improvements D2 (40-B30846)	525,000	525,000	-
Coral Nook Circle (40-B193601)	577,811	577,811	-
Englewood Storm Sewer - Phase III (40-B30011)	2,508,729	2,508,729	-
Flagler Street Beautification (40-B30606)	6,000,000	6,000,000	-
Grove Park Road Improvements PH II - D3 (40-B40347)	2,840,000	2,840,000	-
Immediate Flood Control City-Wide Project: 28 valves (40-B193800A)	1,514,000	1,514,000	-
Kinloch Park Building Addition - D1 (40-B40457)	1,299,220	1,299,220	-
Marine Stadium Restoration (40-B30688)	3,000,000	3,000,000	-
NE 2 Avenue Improvements (40-B78508)	4,244,615	4,244,615	-
Shorecrest Drainage Improvements at NE 10 Ave. South of NE 79 St (40-B203609)	350,000	350,000	-
South Bayshore Lane/Fairview Street (East & West) -D2 (40-B30737)	583,802	583,802	-
SW 24 Street from SW 27 Avenue to SW 32 Avenue (40-B50413)	542,598	542,598	-
SW 24 Terrace from SW 27 Avenue to SW 31 Avenue (40-B50414)	2,169,867	2,169,867	-
SW 25 Street from SW 27 Avenue to SW 32 Avenue D4 (40-B50421)	1,187,193	1,187,193	-
Traffic Calming Device at Intersection of SW 32 Ave and SW 5 St (40-B50505)	170,000	170,000	-
Debt Proceeds	178,477,380	178,477,380	-
City Administration Building Financing	300,000	300,000	-
New Administration Building - Owners Representative (40-B193113A)	300,000	300,000	-
Florida Department of Environmental Protection	22,413,800	22,413,800	-
Wagner Creek/Seybold Canal Dredging (40-B50643)	22,413,800	22,413,800	-
Marine Stadium Financing	16,000,000	16,000,000	-
Marine Stadium Flex - Park Development (40-B40668)	16,000,000	16,000,000	-
Santander Bank Vehicle Lease	35,455,534	35,455,534	-
Fire Apparatus Vehicle Lease 2019 (40-B72810E)	12,570,000	12,570,000	-
General Light Fleet Vehicle Lease 2019 (40-B74200B)	5,266,200	5,266,200	-
Heavy Fleet Vehicle Lease 2019 (40-B74209A)	6,614,000	6,614,000	-
Police Vehicle Lease 2019 (40-B74220D)	11,005,334	11,005,334	-
Signature Public Funding Corporation	12,063,000	12,063,000	-
MHZ P25 Trunked Network System (40-B183114)	12,063,000	12,063,000	-
Street Bonds - Series 2018C	6,112,807	6,112,807	-
A Media Art Entmt Rdwy Imprv (40-B50902)	387,211	387,211	-
Buena Vista Neighborhood Traffic Calming (40-B193620)	10,079	10,079	-
Center St Drainage Improv - D2 (40-B30622)	2,917	2,917	-
Charles Avenue from Main Highway to South Douglas Road (40-B183612)	0	0	-
Citywide Storm Sewer Repair Project (40-B30262)	10,938	10,938	-
Coconut Grove Business Improvement District (40-B30687)	12,760	12,760	-
District 4 Traffic Calming - Districtwide -D4 (40-B203608)	6,684	6,684	-

Funding Source and Type by Project Number

FUNDING	Total Funding	Prior Year	Current Year
Dorsey Park Neighborhood Roadway Improvements D5 (40-B50907)	472,911	472,911	-
Flagami Traffic Calming - D4 (40-B40672G)	1,569	1,569	-
Flagler Street Beautification (40-B30606)	2,792,521	2,792,521	-
Grove Park Road Improvements PH II - D3 (40-B40347)	65,946	65,946	-
Little River Industrial Park (40-B30540)	47,960	47,960	-
NE 3 Ave from NE 54 St to NE 58 Terrace D5 (40-B50906)	139,526	139,526	-
NW 13 Avenue from NW 21 Street and NW 23 Street D-1,4 (40-B50112)	479,313	479,313	-
NW 13th Street from NW 35th Avenue to NW 37th Avenue - D1 (40-B50104)	20,542	20,542	-
NW 18 Terrace East of 27 Avenue - D1 (40-B50110)	18,904	18,904	-
NW 24th Avenue Roadway Improvement Project - D1 (40-B30723)	727	727	-
NW 30th Street Improvement-D1 (40-B30756)	36,499	36,499	-
Overtown Greenway @ NW 11 Terrace (40-B30624)	898,979	898,979	-
Palm Grove Roadway Improvements D5 (40-B30630A)	38,837	38,837	-
South Bayshore Lane/Fairview Street (East & West) -D2 (40-B30737)	715	715	-
SW 12 St (SW 17 Ave-SW 16 Ave) D3 (40-B50311)	203,302	203,302	-
SW 15th Road between 3rd and 11th Avenue (40-B173619)	2,051	2,051	-
SW 17 ST (16 ave to 17 ave) (40-B50312A)	234,597	234,597	-
SW 23 Terrace from SW 27 Avenue to SW 32 Avenue (40-B50412)	20,054	20,054	-
SW 24 Road between 7th and 9th Street (40-B173621)	7,021	7,021	-
SW 25 Street from SW 27 Avenue to SW 32 Avenue D4 (40-B50421)	35,238	35,238	-
SW 31 RD (2 Ave to 3 Ave) D3 (40-B50323)	41,270	41,270	-
SW 5 St between 27 Ave & 28 Ave Street Improvement - D4 (40-B30966)	17,130	17,130	-
SW 64 Court Roadway & Drainage Improvements (from SW 6 St to SW 8 St) - D4 (40-B30972)	60,367	60,367	-
Swannanoa Mini Park - right of way improvements (design only) - D4 (40-B203519)	11,098	11,098	-
SW 12 Street (13 Ave & 13 CT) D3 (40-B50303)	35,138	35,138	-
Miami Forever Bond - Roads S1A	7,590,182	7,590,182	-
Very Poor Condition Roads, Phase 1 - Outside Priority Drainage Basins (40-B193622)	7,590,182	7,590,182	-
Miami Forever Bonds - Parks S1A	25,348,229	25,348,229	-
Armbrister Park Community Center Design (40-B193512)	400,000	400,000	-
Bay of Pigs Park (40-B183526)	310,000	310,000	-
City-wide Parks Access and Mobility Renovations (40-B193508)	2,212,000	2,212,000	-
City-wide Parks Playground Renovations (40-B193509)	2,788,200	2,788,200	-
City-wide Parks Roofing Reconstruction (40-B193510)	655,400	655,400	-
Coral Way Park Expansion and Enhancements (40-B193514)	925,000	925,000	-
Curtis Park Community Center Design (40-B193511)	400,000	400,000	-
Douglas Park Community Center (40-B40581)	1,000,000	1,000,000	-
Legion Park Community Building Improvements (40-B40510A)	825,000	825,000	-
Legion Park Improvements (40-B40510)	263,000	263,000	-
Maceo Park Boatramp - D1 (40-B17357)	79,929	79,929	-
Moore Park Gym Design and Construction (40-B193513)	6,800,000	6,800,000	-
New Park at 2200 SW 9th AVE & 910 SW 22nd RD (40-B193518)	1,000,000	1,000,000	-
New Park at 3699/3701 SW 1st AVE (40-B193517)	1,200,000	1,200,000	-
PBA / Fern Isle Redevelopment (40-B40543)	244,700	244,700	-
Riverside Park Renovations and Enhancements (40-B193515)	995,000	995,000	-
Shenandoah Park Pool Renovation (40-B40563)	600,000	600,000	-
Spring Garden Point Park Historic Building (40-B40566)	850,000	850,000	-
West End Park Pool and Enhancements (40-B183505)	500,000	500,000	-
Alice Wainwright Park Seawall and Baywalk (40-B40454C)	2,650,000	2,650,000	-
Bryan Park Playground Renovations and Park Enhancements (40-B193516)	650,000	650,000	-
Miami Forever Bonds - Public Safety S1A	420,000	420,000	-
Fire Facilities Resiliency Project (FS10) - Design (40-B193207)	420,000	420,000	-
Miami Forever Bonds - Sea Level S1A	7,837,928	7,837,928	-
Brickell Bay Drive Design Criteria Package (40-B193802)	1,000,000	1,000,000	-
Improve Drainage Outside of Priority Drainage Basins (Phase 1) (40-B193801)	2,300,000	2,300,000	-
Jose Marti Park Flood Mitigation Study and Design (40-B193803)	940,000	940,000	-
NW 17th Street from NW 27 to NW 32 Avenue (40-B183611)	1,797,928	1,797,928	-
South Bayshore Lane/Fairview Street (East & West) -D2 (40-B30737)	1,800,000	1,800,000	-
Miami Forever Bonds - Housing S2B	2,185,900	2,185,900	-
5215 W Flagler Affordable Housing (40-B213420)	1,505,000	1,505,000	-
Miami Forever Bond Homeowner Preservation Program Project Management (40-B223127)	200,000	200,000	-
Affordable Housing Development -1251 SW 7th Street (40-B213421)	480,900	480,900	-
Miami Forever Bonds - Housing S1B	850,000	850,000	-
District Affordable Housing Land Acquisition (40-B213414A)	850,000	850,000	-
Miami Forever Bonds - Sea Level S2A	25,000,000	25,000,000	-

Funding Source and Type by Project Number

FUNDING	Total Funding	Prior Year	Current Year
East Flagami Flood Mitigation (40-B223801)	15,000,000	15,000,000	-
Auburndale Flood Mitigation Project (40-B223802)	10,000,000	10,000,000	-
Miami Forever Bonds - Parks S2A	9,790,000	9,790,000	-
Douglas Park Community Center (40-B40581)	940,000	940,000	-
Silver Bluff Dog Run Park (40-B193522A)	350,000	350,000	-
District 4 Park Land Acquisition (40-B213414)	1,000,000	1,000,000	-
Shenandoah Playground Replacement (40-B233507)	750,000	750,000	-
Fairlawn Community Park Phase II (40-B233506)	750,000	750,000	-
Construction Manager at Risk Services at West End Park (40-B183505A)	6,000,000	6,000,000	-
Miami Forever Bonds - Sea Level S3A	2,385,000	2,385,000	-
SW 24 Street from SW 27 Avenue to SW 32 Avenue (40-B50413)	560,000	560,000	-
SW 56 Avenue from SW 8 Street to West Flagler Street (40-B233800)	975,000	975,000	-
SW 49 Ave from SW 8 St to W Flagler St (40-B233801)	850,000	850,000	-
Miami Forever Bonds - Parks S3A	175,000	175,000	-
Bay of Pigs Park (40-B183526)	175,000	175,000	-
Miami Forever Bonds - Sea Level S4A	4,550,000	4,550,000	-
SW 23 Terrace from SW 27 Avenue to SW 32 Avenue (40-B50412)	4,550,000	4,550,000	-
Donation	3,513,000	3,513,000	-
International Yacht Brokers Association	150,000	150,000	-
I-395 Baywalk - Phase I (McArthur Causeway Baywalk) D2 (40-B193623)	150,000	150,000	-
National Marine Manufacturers Association	3,253,000	3,253,000	-
Marine Stadium Flex - Park Development (40-B40668)	3,253,000	3,253,000	-
Van Alen Institute	60,000	60,000	-
Jose Marti Park Flood Mitigation Study and Design (40-B193803)	60,000	60,000	-
Donation - Nicholson Construction Land Use	50,000	50,000	-
Virginia Key Kayak Launch (40-B40584)	50,000	50,000	-
Federal	21,321,829	21,321,829	-
Florida Department of Transportation	421,829	421,829	-
DDA Biscayne Green Lane Elimination Analysis (40-B183613)	421,829	421,829	-
American Rescue Plan Act	20,900,000	20,900,000	-
Badia Center Facility at Flagami Park - D4 (40-B203515)	2,470,000	2,470,000	-
Citywide Park Equipment & Site Impr. (40-B30541D)	2,000,000	2,000,000	-
Curtis Park Community Center Design (40-B193511)	700,000	700,000	-
Plaza de la Cubanidad D3 (40-B40708)	400,000	400,000	-
Shenandoah Mini Pk-ROW Improv (40-B203518)	500,000	500,000	-
SW 24 Terrace from SW 27 Avenue to SW 31 Avenue (40-B50414)	1,250,000	1,250,000	-
SW 25 Street from SW 27 Avenue to SW 32 Avenue D4 (40-B50421)	1,250,000	1,250,000	-
Swannanoa Mini Park - right of way improvements (design only) - D4 (40-B203519)	500,000	500,000	-
West End Park Pool and Enhancements (40-B183505)	8,330,000	8,330,000	-
Parks Public WiFi Installation (40-B223521)	2,500,000	2,500,000	-
Grapeland Heights Park and Baseball Park (40-B233513)	500,000	500,000	-
Juan Pablo Duarte Park - ARPA (40-B233516)	250,000	250,000	-
Sewell Park - ARPA (40-B233515)	250,000	250,000	-
Federal Pass Through State	19,232,774	19,232,774	-
FEMA - Hurricane Irma	11,769,200	11,769,200	-
Dinner Key Marina (40-B193402)	10,935,983	10,935,983	-
Fire Training Center Roof Replacement and Interior Repairs/Damage #22333 (40-B2063175)	536,422	536,422	-
Gerry Curtis Park/Damage #22424 (40-B18354313602)	48,000	48,000	-
Spoil Islands C & E Parks Repairs/Damage #67105 (40-B2038060)	248,795	248,795	-
Florida Department of Environmental Protection	400,000	400,000	-
Virginia Key Park Enhancements - D2 (40-B17354)	400,000	400,000	-
Florida Department of Transportation	1,824,480	1,824,480	-
Downtown Signage and Wayfinding System (40-B30941)	1,000,000	1,000,000	-
Overtown Greenway @ NW 11 Terrace (40-B30624)	1,589	1,589	-
Overtown Greenway along NW 11 Street (NW 7th to 12th Avenue) (40-B173648)	822,891	822,891	-
FEMA - Wind Retrofit	707,362	707,362	-
Solid Waste Department Building Retrofit (40-B183902)	707,362	707,362	-
Florida Department of Financial Services	28,429	28,429	-
Comprehensive Cancer Prevention Program - CW (40-B70184)	28,429	28,429	-
Florida Inland Navigation District	779,000	779,000	-
Hadley Park - Resiliency Hub (40-B213512)	779,000	779,000	-
CDBG Mitigation Program - FS2	994,303	994,303	-
Fire Station 2 - Hardening (40-B213210)	994,303	994,303	-
CDBG Mitigation Program - FS9	1,307,000	1,307,000	-

Funding Source and Type by Project Number

FUNDING	Total Funding	Prior Year	Current Year
Fire Station 9 - Hardening (40-B213209)	1,307,000	1,307,000	-
CDBG Mitigation Program -FS12	1,423,000	1,423,000	-
Fire Station 12 - Hardening (40-B223212)	1,423,000	1,423,000	-
Other Local Units	5,752,801	5,752,801	-
Coconut Grove Business Improvement District	500,000	500,000	-
Coconut Grove Business Improvement District (40-B30687)	500,000	500,000	-
Downtown Development Authority	1,859,801	1,859,801	-
DDA Biscayne Green Lane Elimination Analysis (40-B183613)	54,801	54,801	-
Downtown Signage and Wayfinding System (40-B30941)	500,000	500,000	-
Flagler Street Beautification (40-B30606)	1,000,000	1,000,000	-
I-395 Baywalk - Phase I (McArthur Causeway Baywalk) D2 (40-B193623)	200,000	200,000	-
I-395 Open Space and Mobility Connectivity Project (40-B193621)	50,000	50,000	-
Reallocation of Downtown Restroom (40-B203108)	30,000	30,000	-
Transportation Program Support Services - Transit Professional (40-B30645A)	25,000	25,000	-
Miami Parking Authority	1,600,000	1,600,000	-
Bay of Pigs Park (40-B183526)	250,000	250,000	-
I-395 Open Space and Mobility Connectivity Project (40-B193621)	50,000	50,000	-
Regatta Park (40-B30182B)	1,300,000	1,300,000	-
Miami-Dade Transportation Planning Organization	125,000	125,000	-
Bicycle Masterplan Update D2 (40-B203613)	75,000	75,000	-
Transportation Program Support Svc - Transit Professional (40-B70246)	50,000	50,000	-
OMNI CRA Contribution	1,668,000	1,668,000	-
Crescent Park Improvements (40-B203525)	693,000	693,000	-
Traffic Cir at North Bayshore (40-B203614)	975,000	975,000	-
Private	12,684,150	12,684,150	-
Coconut Grove Waterfront Master Plan - Biscayne Bay Yacht Club	367,990	367,990	-
Regatta Park (40-B30182B)	367,990	367,990	-
Coconut Grove Waterfront Master Plan - Coral Reef Yacht Club	458,414	458,414	-
Regatta Park (40-B30182B)	458,414	458,414	-
Donation - Makaira, Inc	25,000	25,000	-
Marine Stadium Restoration (40-B30688)	25,000	25,000	-
National Trust for Historic Preservation	166,513	166,513	-
Marine Stadium Restoration (40-B30688)	166,513	166,513	-
Private - TVM Productions	223,696	223,696	-
New Dinner Key Marina Dockmaster Building (40-B60464)	17	17	-
Regatta Park (40-B30182B)	154,155	154,155	-
Regatta Park Enhancements (40-B183517)	18,404	18,404	-
Regatta Park Phase II (Baywalk, Boat Hoist and Floating Dock) - CW (40-B30182C)	51,119	51,119	-
Structural Settlement	128,017	128,017	-
City Department Buildout at Marlins Garage (40-B30648A)	128,017	128,017	-
Private - IOBY	8,500	8,500	-
Brickell Bay Drive - D2 (40-B30840)	8,500	8,500	-
Museum Park Settlement	850,000	850,000	-
Museum Park - D2 (40-B30538)	850,000	850,000	-
Public Benefit Contribution - FDG Rail Holdings 25	500,000	500,000	-
Fire Station No. 1 (40-B183207)	500,000	500,000	-
The Nature Conservancy	120,000	120,000	-
Morningside Park Baywalk, Kayak Launch, and Boat Ramp - Phase I (40-B173511A)	120,000	120,000	-
Surety Payment Bonds	436,021	436,021	-
Legion Park Improvements (40-B40510)	288,060	288,060	-
Mary Brickell Village Drainage Improvements (40-B30637)	147,961	147,961	-
Public Benefit Contribution - Southside Place	9,000,000	9,000,000	-
Affordable Housing Development and Park Projects (40-B223401)	9,000,000	9,000,000	-
Edgewater Neighborhood Area Settlement Agreement vs. BMIP Holdings, 40-B223522	400,000	400,000	-
Edgewater Neighborhood Area Baywalk and Park Improvements (40-B223522)	400,000	400,000	-
State	31,110,099	31,110,099	-
Florida Department of Environmental Protection	3,686,458	3,686,458	-
Belle Meade Storm Sewer Project, Phase II (40-B50672)	500,000	500,000	-
Dinner Key Pumpout Boat - D2 (40-B213403)	111,458	111,458	-
Stormwater Master Plan Update 2016 (40-B30632A)	1,125,000	1,125,000	-
SW 24 Street from SW 27 Avenue to SW 32 Avenue (40-B50413)	1,500,000	1,500,000	-
Wagner Creek/Seybold Canal Dredging (40-B50643)	450,000	450,000	-
Florida Department of Transportation	294,499	294,499	-
City of Miami Trolley Program - Trolley Acquisition (40-B70715E)	294,499	294,499	-

Funding Source and Type by Project Number

FUNDING	Total Funding	Prior Year	Current Year
Florida Fish and Wildlife Conservation Commission	13,440	13,440	-
Miami Marine Stadium Marina (40-B70042)	13,440	13,440	-
Florida Historic Preservation	1,000,000	1,000,000	-
Marine Stadium Restoration (40-B30688)	1,000,000	1,000,000	-
Florida Department of Economic Opportunity	500,000	500,000	-
Railroad Crossing at NE 42nd Street and South Dixie Highway (40-B173901)	500,000	500,000	-
Florida Cultural Facilities Program	78,250	78,250	-
Little Haiti Cultural Complex Facility Improvements - D5 (40-B183511)	78,250	78,250	-
Florida Inland Navigation District	20,337,002	20,337,002	-
Curtis Park New Pool Facility and Boat Ramp Improvement (40-B35806)	190,050	190,050	-
Derelict Vessel Removal (40-B70043)	60,000	60,000	-
Derelict Vessel Removal MPD (40-B223210)	50,000	50,000	-
Dinner Key Marina (40-B193402)	3,999,224	3,999,224	-
Fire-Rescue Marine Vessel (40-B173216B)	29,019	29,019	-
First Presbyterian Church Ph I (40-B183401)	725,484	725,484	-
Jose Marti Park Seawall, Riverwalk, and Kayak Launch, FIND Phase I (40-B193500)	149,347	149,347	-
Knight Center Vessel Dockage - D2 (40-B183402)	1,250,000	1,250,000	-
Legion Park Shore Stabilization - Design and Permitting (40-B223507)	196,300	196,300	-
Little River Mini Park - Phase 1 (40-B193501)	41,990	41,990	-
Lummas Park Landing Area Project (40-B30643)	570,000	570,000	-
Marine Patrol Vessel (40-B233204)	75,000	75,000	-
Marine Stadium Flex - Park Development (40-B40668)	58,243	58,243	-
Marine Stadium Restoration (40-B30688)	1,371,456	1,371,456	-
Marine Stadium Marina at Virginia Key (40-B40180)	800,000	800,000	-
Miamarina Pier 5 Commercial Wharf Improvement - Phase I (40-B70045)	1,369,140	1,369,140	-
Miami Marine Stadium Marina (40-B70042)	50,000	50,000	-
Mooring Field Offshore (Dinner Key Marina) - D2 (40-B70048)	295,380	295,380	-
Mooring Field Offshore (Watson Island) - D2 (40-B70047)	385,085	385,085	-
Morningside Park Baywalk, Kayak Launch, and Boat Ramp - Phase I (40-B173511A)	256,637	256,637	-
Morningside Park Floating Dock (40-B40532)	100,794	100,794	-
Museum Park - D2 (40-B30538)	166,569	166,569	-
Myers Park Phase I (Seawall and Boat Ramp Improvement) - D2 (40-B183500)	882,862	882,862	-
Regatta Park (40-B30182B)	20,000	20,000	-
Regatta Park Phase II (Baywalk, Boat Hoist and Floating Dock) - CW (40-B30182C)	363,125	363,125	-
Sewell Park Seawall Reconstruction - Phase I D1 (40-B193519)	408,595	408,595	-
Spring Gdn Pk Seawall & Kayak (40-B40454A)	627,309	627,309	-
Virginia Key Boat Launch and Trailer Parking - D2 (40-B70046)	60,500	60,500	-
Virginia Key Kayak Launch (40-B40584)	651,494	651,494	-
Wagner Creek/Seybold Canal Dredging (40-B50643)	2,900,000	2,900,000	-
Seawall/Baywalk-NE 22nd ST (40-B50600)	31,000	31,000	-
Alice Wainwright Park Seawall and Baywalk (40-B40454C)	2,202,399	2,202,399	-
FDOT - Little Havana Pedestrian Priority Zone, 40-B213602	3,000,000	3,000,000	-
Little Havana Pedestrian Priority Zone (40-B213602)	3,000,000	3,000,000	-
40 FDOT Trolley Acquisition Grant YE 2024	1,180,000	1,180,000	-
City of Miami Trolley Program - Trolley Acquisition (40-B70715E)	1,180,000	1,180,000	-
40 FDOT Trolley Vehicle Purchase-Two trolleys. YE2025	1,020,450	1,020,450	-
City of Miami Trolley Program - Trolley Acquisition (40-B70715E)	1,020,450	1,020,450	-
Grand Total	1,124,948,353	1,085,008,353	39,940,000

Funding Source Type	Total Funding	Prior Year	Current Year
City Funds	\$ 812,444,758	\$ 772,504,758	\$ 39,940,000
County	\$ 40,411,563	\$ 40,411,563	\$ -
Debt Proceeds	\$ 178,477,380	\$ 178,477,380	\$ -
Donation	\$ 3,513,000	\$ 3,513,000	\$ -
Federal	\$ 21,321,829	\$ 21,321,829	\$ -
Federal Pass Through State	\$ 19,232,774	\$ 19,232,774	\$ -
Other Local Units	\$ 5,752,801	\$ 5,752,801	\$ -
Private	\$ 12,684,150	\$ 12,684,150	\$ -
State	\$ 31,110,099	\$ 31,110,099	\$ -
Grand Total	\$ 1,124,948,353	\$ 1,085,008,353	\$ 39,940,000



OPERATING IMPACT SECTION

- Operating Impact Summary

Page left intentionally blank

Operating Impact of Capital Plan

The City's capital budget is distinct from its operating budget. However, there is an inter-relationship that exists since projects funded and implemented through the capital budget may directly affect the operating budget to address increases or decreases in costs related to supporting and operating those projects. In short, capital projects may impact ongoing expenses on routine operations, repairs, and maintenance, either positively or negatively.

The potential operating impacts of proposed capital projects are carefully considered as part of the City's capital planning process. In many cases, the most important component of a capital spending decision is not the initial acquisition and development cost, but rather the cost impact on the operating budget over the life of the capital asset. Projects that represent new or significantly enhanced facilities or technology will impact the operating budget as they are completed and released or transferred back to the pertinent department for operation and maintenance.

Many projects involve the purchase or reconstruction of existing infrastructure to upgrade facilities and equipment to current standards and, as such, do not carry significant operating impacts. Some of these projects, however, require additional operating expenditures for utilities such as water and electricity, or for landscape and lighting maintenance that exceed current consumption levels. New projects, such as park recreation centers and fire-rescue stations, often require the hiring of new personnel, purchase of new furniture and equipment, as well as routine maintenance and payment of increased utility bills.

Each City department works with the Office of Management and Budget to determine the operating impacts of proposed capital projects. Future costs associated with the operation and maintenance of capital assets are estimated and included in the City's capital and operating budgets.

The *Sources and Estimated Uses by Department* report in the Capital Reports Section lists the estimated operating impact by project.

Page left intentionally blank



APPENDICES

- Prior Fiscal Year 2022-23 Capital New and Re-Appropriation Listing
- Detailed Report by Capital Project Number

Page left intentionally blank

Prior Year New Capital Appropriations FY 2022-23

Project No.	Project Name	Amount	Fund	Funding Source	Award No.	Award Name	Date	Reso No.
40-B233501	Peacock Park - Phase 1	308,000.00	35000	Parks & Recreation	2253	Impact Fees - Parks - FIND Match	9/10/2022	R-22-0321
40-B233500	Margaret Pace Park - Phase 1	1,079,600.00	35000	Parks & Recreation	2253	Impact Fees - Parks - FIND Match	9/10/2022	R-22-0321
40-B193501	Little River Mini Pk - Phase I	479,400.00	35000	Parks & Recreation	2253	Impact Fees - Parks - FIND Match	9/10/2022	R-22-0321
40-B40598A	GreenLink Underline Project - 10 Mile Park	4,704,000.00	35000	Parks & Recreation	2253	Impact Fees - Parks	9/10/2022	R-22-0321
40-B233502	Lummas Park Court Reconstruction	675,000.00	35000	Parks & Recreation	2253	Impact Fees - Parks	9/10/2022	R-22-0321
40-B233503	Spring Garden Park Walkways and Enhancements	325,000.00	35000	Parks & Recreation	2253	Impact Fees - Parks	9/10/2022	R-22-0321
40-B193512	Armbrister Park Community Center Design	244,000.00	35000	Parks & Recreation	2253	Impact Fees - Parks	9/10/2022	R-22-0321
40-B233504	1320 Mini Park - Construction	600,000.00	35000	Parks & Recreation	2253	Impact Fees - Parks	9/10/2022	R-22-0321
40-B233505	Ruben Dario Park - Construction Design/Documents	540,600.00	35000	Parks & Recreation	2253	Impact Fees - Parks	9/10/2022	R-22-0321
40-B40581	Douglas Park Community Center	2,248,000.00	35000	Parks & Recreation	2253	Impact Fees - Parks	9/10/2022	R-22-0321
40-B40510A	Legion Park Community Building Improvements	157,200.00	35000	Parks & Recreation	2253	Impact Fees - Parks	9/10/2022	R-22-0321
40-B40510	Legion Park Seawall and Boat Ramp	740,200.00	35000	Parks & Recreation	2253	Impact Fees - Parks	9/10/2022	R-22-0321
40-B173214	Fire Rescue Facility Enhancements	900,000.00	32000	Public Safety	2255	Impact Fees - Fire	9/10/2022	R-22-0321
40-B70106A	General Firefighting and EMS Equipment	564,000.00	32000	Public Safety	2255	Impact Fees - Fire	9/10/2022	R-22-0321
40-B72810A	New Fire Rescue Apparatus - North and South	450,000.00	32000	Public Safety	2255	Impact Fees - Fire	9/10/2022	R-22-0321
40-B233200	CCTV Video Wall Controller	130,000.00	32000	Public Safety	2252	Impact Fees - Police	9/10/2022	R-22-0321
40-B233201	CCTV Camera Expansion for Phase II Model City and Little Haiti	255,000.00	32000	Public Safety	2252	Impact Fees - Police	9/10/2022	R-22-0321
40-B233202	Canopy for Mounted Police Arena	94,000.00	32000	Public Safety	2252	Impact Fees - Police	9/10/2022	R-22-0321
40-B233203	LiveScan Digital Finger Print Reader	12,000.00	32000	Public Safety	2252	Impact Fees - Police	9/10/2022	R-22-0321
40-B233204	Marine Patrol Vessel	290,000.00	32000	Public Safety	2252	Impact Fees - Police	9/10/2022	R-22-0321
40-B233205	CCTV/LPR Trailer Upgrade	81,000.00	32000	Public Safety	2252	Impact Fees - Police	9/10/2022	R-22-0321
40-B233206	Outboard Motors	41,000.00	32000	Public Safety	2252	Impact Fees - Police	9/10/2022	R-22-0321
40-B233100	Key Storage System	100,000.00	31000	General Government	2254	Impact Fees - General Government	9/10/2022	R-22-0321
40-B73504	G4 Garage Improvements (Miami Parking Authority)	880,000.00	31000	General Government	2254	Impact Fees - General Government	9/10/2022	R-22-0321
40-B183600	Citywide Tree Planting	4,482,000.00	31000	General Government	1350	Special Revenue Contribution to Capital - Tree Trust Fund	9/10/2022	R-22-0321
40-B73102B	Citywide Streets Milling and Resurfacing - Capital Parking Surcharge	1,031,000.00	36000	Streets & Sidewalks	1419	Parking Surcharge	9/10/2022	R-22-0321
40-B30606	Flagler Street Beautification	2,200,000.00	31000	Streets & Sidewalks	1419	Parking Surcharge	9/10/2022	R-22-0321
40-B203801	Supervisory Control and Data Acquisition (SCADA) System for Stormwater Pump Station	180,000.00	38000	Storm Sewers	1426	Contribution from General Fund	9/10/2022	R-22-0321
40-B173114	Public Works Heavy Machinery Acquisition	446,000.00	31000	General Government	1426	Contribution from General Fund	9/10/2022	R-22-0321
40-B223103	Finance POS System Replacement	150,000.00	31000	General Government	1426	Contribution from General Fund	9/10/2022	R-22-0321

Prior Year New Capital Appropriations FY 2022-23

Project No.	Project Name	Amount	Fund	Funding Source	Award No.	Award Name	Date	Reso No.
40-B223119	Oracle Cloud Startup	6,581,000.00	31000	General Government	1426	Contribution from General Fund	9/10/2022	R-22-0321
40-B223115	Building - Computer Upgrades	300,000.00	31000	General Government	1426	Contribution from General Fund - Building	9/10/2022	R-22-0321
40-B223120	Enterprise Permitting Solutions	7,700,000.00	31000	General Government	1426	Contribution from General Fund - Building	9/10/2022	R-22-0321
40-B183118	Citywide Fleet Replacement - Building 20 Pick-up Trucks	640,000.00	31000	General Government	1426	Contribution from General Fund - Building	9/10/2022	R-22-0321
40-B183900	Solid Waste Heavy Machinery Acquisition - Combo Crane	178,000.00	39000	Solid Waste	1426	Contribution from General Fund	9/10/2022	R-22-0321
40-B183900	Solid Waste Heavy Machinery Acquisition - Street Sweeper	231,000.00	39000	Solid Waste	1426	Contribution from General Fund	9/10/2022	R-22-0321
40-B183900	Solid Waste Heavy Machinery Acquisition - Water Truck	182,000.00	39000	Solid Waste	1426	Contribution from General Fund	9/10/2022	R-22-0321
40-B183900	Solid Waste Heavy Machinery Acquisition - 2 Collection Pickup Truck	120,000.00	39000	Solid Waste	1426	Contribution from General Fund	9/10/2022	R-22-0321
40-B30262	Citywide Storm Sewer Repair Project	1,822,000.00	38000	Storm Sewers	1431	Stormwater Utility Trust Fund - Contribution from General Fund	9/10/2022	R-22-0321
40-B73102E	Citywide Pavement Resurfacing	834,000.00	36000	Streets & Sidewalks	1552	Local Option Gas Tax -Contribution from General Fund	9/10/2022	R-22-0321
40-B203408	Repairs at Marlins Garage	2,000,000.00	34000	Public Facilities	1350	Special Revenue Contribution to Capital - Marlins	9/10/2022	R-22-0321
40-B70042	Miami Marine Stadium Marina	470,000.00	34000	Public Facilities	1437	10% Marinas Revenue	9/10/2022	R-22-0321
40-B173401	Pilings and Pier Repairs - Dinner Key Marina	130,000.00	34000	Public Facilities	1437	10% Marinas Revenue	9/10/2022	R-22-0321
40-B183410	Dinner Key Marina Emergency Repairs and Replacements	30,000.00	34000	Public Facilities	1437	10% Marinas Revenue	9/10/2022	R-22-0321
40-B183407	Pier Repairs - MiaMarina	167,000.00	34000	Public Facilities	1437	10% Marinas Revenue	9/10/2022	R-22-0321
40-B183407	Pier Repairs - MiaMarina	20,000.00	34000	Public Facilities	2150	Miamarina Ticket Surcharge Revenue	9/10/2022	R-22-0321
40-B183406	MiaMarina Ticket Surcharge - Capital Operations and Improvements	500,000.00	34000	Public Facilities	2150	Miamarina Ticket Surcharge Revenue	9/10/2022	R-22-0321
40-B183510	Museum Park Improvement	2,000,000.00	31000	General Government	2361	Community Redevelopment Agency Contribution to Capital Museum Park	9/10/2022	R-22-0321
40-B183505	West End Park Pool & Enhancements	6,000,000.00	35000	Parks & Recreation	2873	Parks Declaration of Intent	10/13/2022	R-22-0398
40-B40581	Douglas Park Community Center	940,000.00	35000	Parks & Recreation	2873	Parks Declaration of Intent	10/13/2022	R-22-0398
40-B193522A	Dog Run Park	350,000.00	35000	Parks & Recreation	2873	Parks Declaration of Intent	10/13/2022	R-22-0398
40-B233506	Fairlawn Community Park Phase 2	750,000.00	35000	Parks & Recreation	2873	Parks Declaration of Intent	10/13/2022	R-22-0398
40-B233507	Shenandoah Playground Replacement	750,000.00	35000	Parks & Recreation	2873	Parks Declaration of Intent	10/13/2022	R-22-0398
40-B213414	D4 Park Land Acquisition	1,000,000.00	34000	Public Facilities	2873	Parks Declaration of Intent	10/13/2022	R-22-0398

Prior Year New Capital Appropriations FY 2022-23

Project No.	Project Name	Amount	Fund	Funding Source	Award No.	Award Name	Date	Reso No.
40-B233800	SW 56 Ave from SW 8th St. to W Flagler St.	975,000.00	38000	Storm Sewers	2874	SLRFP Declaration of Intent	10/13/2022	R-22-0398
40-B233801	SW 49th Ave from SW 8th St. to W Flagler St.	850,000.00	38000	Storm Sewers	2874	SLRFP Declaration of Intent	10/13/2022	R-22-0398
40-B50413	SW 24th St. from 27th Ave to SW 32nd Ave	560,000.00	36000	Streets & Sidewalks	2874	SLRFP Declaration of Intent	10/13/2022	R-22-0398
40-B183526	Bay of Pigs	175,000.00	35000	Parks & Recreation	2876	Parks Declaration of Intent	10/27/2022	R-22-0422
40-B233508	Bayfront Park and Maurice Ferre Park	950,000.00	35000	Parks & Recreation	1350	Special Revenue Contribution to Capital - Tree Trust Fund	10/27/2022	R-22-0421
40-B233508	Bayfront Park and Maurice Ferre Park	500,000.00	35000	Parks & Recreation	2773	American Rescue Plan Act	10/27/2022	R-22-0417
40-B233508	Bayfront Park and Maurice Ferre Park - parks managed amount	50,000.00	35000	Parks & Recreation	1350	Special Revenue Contribution to Capital - Tree Trust Fund	11/17/2022	R-22-0457
40-B233509	Robert King High Park - Trees	200,000.00	35000	Parks & Recreation	1350	Special Revenue Contribution to Capital - Tree Trust Fund	11/17/2022	R-22-0457
40-B223124	Assessment of the MRC Garage	570,000.00	31000	General Government Projects	1426	Contribution from General Fund	11/17/2022	R-22-0457
40-B233102	City Hall 2nd Floor Terrace Repairs	693,000.00	31000	General Government Projects	1426	Contribution from General Fund	11/17/2022	R-22-0457
40-B223103	Finance POS System Replacement	631,000.00	31000	General Government Projects	1426	Contribution from General Fund	11/17/2022	R-22-0457
40-B40711	D1 Parks, Streets, and Lighting Improvements	1,266,000.00	35000	Parks & Recreation	1426	Contribution from General Fund	11/17/2022	R-22-0457
40-B40712	D2 Park, Street, and Lighting Improvement	1,266,000.00	35000	Parks & Recreation	1426	Contribution from General Fund	11/17/2022	R-22-0457
40-B40713	D3 Parks, Streets, and Lighting Improvements	1,266,000.00	35000	Parks & Recreation	1426	Contribution from General Fund	11/17/2022	R-22-0457
40-B40714	D4 Parks, Streets, and Lighting Improvements	1,266,000.00	35000	Parks & Recreation	1426	Contribution from General Fund	11/17/2022	R-22-0457
40-B40715	D5 Park, Street, and Lighting Improvement	1,266,000.00	35000	Parks & Recreation	1426	Contribution from General Fund	11/17/2022	R-22-0457
40-B73504	G4 Garage Improvements (Miami Parking Authority)	3,104,000.00	34000	Public Facilities-CIP	1426	Contribution from General Fund	11/17/2022	R-22-0457
40-B233101	IT Security Assessment	800,000.00	31000	General Government Projects	1426	Contribution from General Fund	11/17/2022	R-22-0457
40-B233207	Fire Station No. 8 - Floor Repairs	200,000.00	32000	Public Safety	1426	Contribution from General Fund	11/17/2022	R-22-0457
40-B233103	Finance POS System Replacement	250,000.00	31000	General Government Projects	1426	Contribution from General Fund	11/17/2022	R-22-0457
40-B183526	Bay of Pigs Park	9,220.00	35000	Parks & Recreation	1350	Special Revenue Contribution to Capital - Tree Trust Fund	11/17/2022	R-22-0457
40-B50412	SW 23 Terrace from SW 27th Ave to SW 32 Avenue	4,550,000.00	36000	Streets & Sidewalks	2883	SLRFP Declaration of Intent (NEW)	12/8/2022	R-22-0466
40-B233513	Grapeland Heights Park and Baseball Park	500,000.00	35000	Parks & Recreation	2773	American Rescue Plan Act	2/23/2023	R-23-0097
40-B193511	Curtis Park Community Center Design	700,000.00	35000	Parks & Recreation	2773	American Rescue Plan Act	2/23/2023	R-23-0097
40-B233514	Antonio Maceo Park	200,000.00	35000	Parks & Recreation	2773	American Rescue Plan Act	2/23/2023	R-23-0097

Prior Year New Capital Appropriations FY 2022-23

Project No.	Project Name	Amount	Fund	Funding Source	Award No.	Award Name	Date	Reso No.
40-B233515	Sewell Park	250,000.00	35000	Parks & Recreation	2773	American Rescue Plan Act	2/23/2023	R-23-0097
40-B233516	Juan Pable Duarte Park	250,000.00	35000	Parks & Recreation	2773	American Rescue Plan Act	2/23/2023	R-23-0097
40-B233604	Traffic Calming Devices in District 1	800,000.00	36000	Streets & Sidewalks	2773	American Rescue Plan Act	2/23/2023	R-23-0097
40-B223522	Edgewater Neighborhood Area Baywalk and Park Improvements	400,000.00	35000	Parks & Recreation	2904	Edgewater Neighborhood Area Settlement Agreement vs. BMIP Holdings	2/23/2023	R-23-0097
40-B233605	Coral Gate Parking Improvements at 32nd Avenue and 16th Street	601,721.00	36000	Streets & Sidewalks	TBD	Contribution from Miami Parking Authority (MPA Board Approval 12/7/22)	2/23/2023	R-23-0097
40-B233517	Roberto Clemente Park - Batting Cages	19,163.06	35000	Parks & Recreation	2927	Community Donations (in Memory of Youth Coach and Mentor Ryan C. Penta)	2/23/2023	R-23-0097
40-B233518	Little Haiti Cultural Complex Caribbean Marketplace Roof Replacement	250,000.00	35000	Parks & Recreation	1426	Contribution from General Fund	5/11/2023	R-23-0224
40-B183511	Little Haiti Cultural Complex Facility Improvements	125,000.00	35000	Parks & Recreation	1426	Contribution from General Fund	5/11/2023	R-23-0224
40-B233519	Southside Park Building and Exterior Improvements	75,000.00	35000	Parks & Recreation	1426	Contribution from General Fund	5/11/2023	R-23-0224
40-B193523	Silver Bluff Park Improvement and Enhancements	225,000.00	35000	Parks & Recreation	1426	Contribution from General Fund	5/11/2023	R-23-0224
40-B233520	Douglas Park Fencing Improvements	120,000.00	35000	Parks & Recreation	1426	Contribution from General Fund	5/11/2023	R-23-0224
40-B233521	Douglas Park General Enhancements	300,000.00	35000	Parks & Recreation	1426	Contribution from General Fund	5/11/2023	R-23-0224
40-B233522	Parks Recreation Software	250,000.00	35000	Parks & Recreation	1426	Contribution from General Fund	5/11/2023	R-23-0224
40-B233210	Police Internal Affairs Office Buildout	40,000.00	32000	Public Safety	1426	Contribution from General Fund	5/11/2023	R-23-0224
40-B233211	Police North District, First floor restoration and mitigation	57,000.00	32000	Public Safety	1426	Contribution from General Fund	5/11/2023	R-23-0224
40-B233212	Mounted Police, additional horse	15,000.00	32000	Public Safety	1426	Contribution from General Fund	5/11/2023	R-23-0224
40-B233213	Police E911 Computers	203,000.00	32000	Public Safety	1426	Contribution from General Fund	5/11/2023	R-23-0224
40-B233214	Police E911 Go-Kits	56,000.00	32000	Public Safety	1426	Contribution from General Fund	5/11/2023	R-23-0224
40-B233215	Police E911 Furniture	50,000.00	32000	Public Safety	1426	Contribution from General Fund	5/11/2023	R-23-0224
40-B193504	Parks Environmental Control Protection	413,000.00	35000	Parks & Recreation	1426	Contribution from General Fund	5/11/2023	R-23-0224
40-B193504A	Parks Environmental Control Construction	870,000.00	35000	Parks & Recreation	1426	Contribution from General Fund	5/11/2023	R-23-0224
40-B193101	Environmental Compliance Monitoring (Citywide other than Parks)	60,000.00	31000	General Government Projects	1426	Contribution from General Fund	5/11/2023	R-23-0224
40-B203530	Building Recertification - Parks Sites	1,800,000.00	35000	Parks & Recreation	1426	Contribution from General Fund	5/11/2023	R-23-0224
40-B203130	Building Recertification - Citywide Facilities (other than Parks):	1,900,000.00	31000	General Government Projects	1426	Contribution from General Fund	5/11/2023	R-23-0224

Prior Year New Capital Appropriations FY 2022-23

Project No.	Project Name	Amount	Fund	Funding Source	Award No.	Award Name	Date	Reso No.
40-B233105	Reroofing of Building B-3 Communications/GSA and Repairs for Buildings 1, 2, 3 and 4 -Building at Fire Station 3	2,300,000.00	31000	General Government Projects	1426	Contribution from General Fund	5/11/2023	R-23-0224
40-B223124	MRC Garage Assessment	72,000.00	31000	General Government Projects	1426	Contribution from General Fund	5/11/2023	R-23-0224
40-B233107	Police Vehicles	7,308,000.00	31000	General Government Projects	1426	Contribution from General Fund	5/11/2023	R-23-0224
40-B233106	Heavy Fleet Vehicles	1,072,000.00	31000	General Government Projects	1426	Contribution from General Fund	5/11/2023	R-23-0224
40-B30262	Citywide Storm Sewer Repair	1,200,000.00	38000	Storm Sewers	1426	Contribution from General Fund	5/11/2023	R-23-0224
40-B193522	Gold Star Family Memorial Mini Park	75,000.00	35000	Parks & Recreation	1426	Contribution from General Fund	5/11/2023	R-23-0224
40-B50505	Traffic Calming Device at Intersection of SW 32 Ave and SW 5 St	128,000.00	36000	Streets & Sidewalks	1426	Contribution from General Fund	5/11/2023	R-23-0224
40-B39910K	Bayside Historic Sign	25,000.00	36000	Streets & Sidewalks	1426	Contribution from General Fund	5/11/2023	R-23-0224
40-B233400	Tower Theater - Welcome Center	29,000.00	34000	Public Facilities-CIP	1350	Special Revenue Contribution to Capital	5/11/2023	R-23-0224
40-B233401	Tower Theater - Cinema No.2	157,000.00	34000	Public Facilities-CIP	1350	Special Revenue Contribution to Capital	5/11/2023	R-23-0224

Prior Year Capital Re-Appropriations FY 2022-23

Project No.	Project Name	Amount	Fund	Fund No.	Project No.	Project Name	Amount	Fund	Fund No.	Award	Award Name	Date	Reso No.
40-B183505	West End Park Pool and Enhancements	(330,000.00)	35000	Parks & Recreation	40-B203515	Badia Center Facility at Flagami Park - D4	330,000.00	35000	Parks & Recreation	2253	Park Impact Fees	10/13/2022	R-22-0399
40-B203515	Badia Center Facility at Flagami Park - D4	(330,000.00)	35000	Parks & Recreation	40-B183505	West End Park Pool and Enhancements	330,000.00	35000	Parks & Recreation	2773	American Rescue Plan Act	10/13/2022	R-22-0399
40-B173655	Auburndale Traffic Device (SW 32nd Avenue & 2nd Street) D4	(119,752.35)	36000	Streets & Sidewalks	40-B50505	Traffic Calming Device at Intersection of SW 32 Ave and SW 5 St	119,752.35	36000	Streets & Sidewalks	1426	Contribution from General Fund	10/13/2022	R-22-0400
40-B173655	Auburndale Traffic Device (SW 32nd Avenue & 2nd Street) D4	(3,098.87)	36000	Streets & Sidewalks	40-B50505	Traffic Calming Device at Intersection of SW 32 Ave and SW 5 St	3,098.87	36000	Streets & Sidewalks	1419	Parking Surcharge	10/13/2022	R-22-0400
40-B173655	Auburndale Traffic Device (SW 32nd Avenue & 2nd Street) D4	(232,148.78)	36000	Streets & Sidewalks	40-B50505	Traffic Calming Device at Intersection of SW 32 Ave and SW 5 St	232,148.78	36000	Streets & Sidewalks	1998	Stormwater Utility Trust Fund - Contribution from General Fund	10/13/2022	R-22-0400
40-B173655	Auburndale Traffic Device (SW 32nd Avenue & 2nd Street) D4	(170,000.00)	36000	Streets & Sidewalks	40-B50505	Traffic Calming Device at Intersection of SW 32 Ave and SW 5 St	170,000.00	36000	Streets & Sidewalks	2749	MDC GOB Citywide Drainage Impr	10/13/2022	R-22-0400
40-B50312	SW 17 Street (16 Ave-14 Ave)	(2,245.82)	36000	Streets & Sidewalks	40-B203610	SW 5 Street fom 29 Av to 32 Ave Reconstruction	2,245.82	36000	Streets & Sidewalks	1101	Transit Half-Cent Surtax	2/23/2023	R-23-0097
40-B173636	Kiaora Street Roadway Improvements	(65,532.44)	36000	Streets & Sidewalks	40-B183500	Myers Park - FIND Phases I and II - Seawall, Boat Ramp Improvements and Parking	65,532.44	35000	Parks & Recreation	1113	Local Option Gas Tax	2/23/2023	R-23-0097
40-B173633	SW 5 Avenue Between SW 24 Road and SW 25 Road	(34,640.25)	36000	Streets & Sidewalks	40-B203610	SW 5 Street fom 29 Av to 32 Ave Reconstruction	34,640.25	36000	Streets & Sidewalks	1113	Local Option Gas Tax	2/23/2023	R-23-0097
40-B173722	Citywide Park Restroom Remodel	(42,622.17)	37000	Sanitary Sewers	40-B213700	Antonio Maceo Park Main Sewer Line Replacement	42,622.17	37000	Sanitary Sewers	1122	Sanitary Sewer Non-Bond Funds	2/23/2023	R-23-0097
40-B173718	Curtis Park Restroom Remodel	(77,733.83)	37000	Sanitary Sewers	40-B213700	Antonio Maceo Park Main Sewer Line Replacement	77,733.83	37000	Sanitary Sewers	1122	Sanitary Sewer Non-Bond Funds	2/23/2023	R-23-0097
40-B173723	Citywide Restroom Remodel Capital Project	(7,360.96)	37000	Sanitary Sewers	40-B173722	Citywide Park Restroom Remodel	7,360.96	37000	Sanitary Sewers	1122	Sanitary Sewer Non-Bond Funds	2/23/2023	R-23-0097
40-B173722	Citywide Park Restroom Remodel	(58,000.00)	35000	Parks & Recreation	40-B233104	Upper East Side District Office Renovation	58,000.00	31000	General Government	1122	Sanitary Sewer Non-Bond Funds	2/23/2023	R-23-0097
40-B50110	NW 18 Terrace East of 27 Avenue	(26,997.43)	36000	Streets & Sidewalks	40-B233601	Miami River New Greenway 17 Avenue to 19 Avenue	26,997.43	36000	Streets & Sidewalks	1297	Transit Half-Cent Surtax	2/23/2023	R-23-0097
40-B173636	Kiaora Street Roadway Improvements	(118,108.78)	36000	Streets & Sidewalks	40-B183500	Myers Park - FIND Phases I and II - Seawall, Boat Ramp Improvements and Parking	118,108.78	35000	Parks & Recreation	1297	Transit Half-Cent Surtax	2/23/2023	R-23-0097
40-B30646	South Bayshore Drive Roadway and Drainage Improvements	(937.42)	36000	Streets & Sidewalks	40-B30737	South Bayshore Lane/Fairview Street (East & West) -D2	937.42	36000	Streets & Sidewalks	1297	Transit Half-Cent Surtax	2/23/2023	R-23-0097
40-B173630	SW 15 Street from SW 12 Avenue to SW 14 Avenue	(37,000.00)	36000	Streets & Sidewalks	40-B193601	Coral Nook Circle	37,000.00	36000	Streets & Sidewalks	1297	Transit Half-Cent Surtax	2/23/2023	R-23-0097
40-B50312A	SW 17 ST (16 Ave to 17 Ave)	(31,749.10)	36000	Streets & Sidewalks	40-B203610	SW 5 Street fom 29 Av to 32 Ave Reconstruction	31,749.10	36000	Streets & Sidewalks	1297	Transit Half-Cent Surtax	2/23/2023	R-23-0097
40-B173628	SW 20 Street from SW 14 Avenue to SW 15 Avenue	(6,707.65)	36000	Streets & Sidewalks	40-B203610	SW 5 Street fom 29 Av to 32 Ave Reconstruction	6,707.65	36000	Streets & Sidewalks	1297	Transit Half-Cent Surtax	2/23/2023	R-23-0097
40-B173633	SW 5 Avenue Between SW 24 Road and SW 25 Road	(3,248.00)	36000	Streets & Sidewalks	40-B203610	SW 5 Street fom 29 Av to 32 Ave Reconstruction	3,248.00	36000	Streets & Sidewalks	1297	Transit Half-Cent Surtax	2/23/2023	R-23-0097
40-B40331	SW 5 Street (SW 22 Ave to Beacom Blvd.)	(7,960.30)	36000	Streets & Sidewalks	40-B203610	SW 5 Street fom 29 Av to 32 Ave Reconstruction	7,960.30	36000	Streets & Sidewalks	1297	Transit Half-Cent Surtax	2/23/2023	R-23-0097
40-B30622	Center Street Drainage Improvements	(372.12)	38000	Storm Sewers	40-B30262	Citywide Storm Sewer Repair Project	372.12	38000	Storm Sewers	1297	Transit Half-Cent Surtax	2/23/2023	R-23-0097
40-B30614	D4 Miscellaneous Street Maintenance	(19.80)	36000	Streets & Sidewalks	40-B203518	Shenandoah Mini Park Right-of-Way Improvements	19.80	35000	Parks & Recreation	1297	Transit Half-Cent Surtax	2/23/2023	R-23-0097
40-B50408	Silver Bluff Speed Tables	(4,947.45)	36000	Streets & Sidewalks	40-B203518	Shenandoah Mini Park Right-of-Way Improvements	4,947.45	35000	Parks & Recreation	1297	Transit Half-Cent Surtax	2/23/2023	R-23-0097

Prior Year Capital Re-Appropriations FY 2022-23

Project No.	Project Name	Amount	Fund	Fund No.	Project No.	Project Name	Amount	Fund	Fund No.	Award	Award Name	Date	Reso No.
40-B50405	SW 71st Avenue from SW 4th Street to SW 8th Street	(33,580.57)	36000	Streets & Sidewalks	40-B203518	Shenandoah Mini Park Right-of-Way Improvements	33,580.57	35000	Parks & Recreation	1297	Transit Half-Cent Surtax	2/23/2023	R-23-0097
40-B70246	Transportation Program Support Service - Transit Professional	(50,000.00)	39900	Mass Transit	40-B233900	Miami-Dade TPO - Trolley Fleet	50,000.00	39900	Mass Transit	1297	Transit Half-Cent Surtax	2/23/2023	R-23-0097
40-B50110	NW 18 Terrace East of 27 Avenue	(12,533.77)	36000	Streets & Sidewalks	40-B233601	Miami River New Greenway 17 Avenue to 19 Avenue	12,533.77	36000	Streets & Sidewalks	1350	SRF Contribution to Capital - Lane Closure Funds	2/23/2023	R-23-0097
40-B30628	Bird Avenue Road Improvements	(12,242.04)	36000	Streets & Sidewalks	40-B73102E	Citywide Pavement Resurfacing	12,242.04	36000	Streets & Sidewalks	1350	SRF Contribution to Capital	2/23/2023	R-23-0097
40-B193614	D4 Roadway Project	(54,219.00)	36000	Streets & Sidewalks	40-B203608	District 4 Traffic Calming - Districtwide	54,219.00	36000	Streets & Sidewalks	1350	SRF Contribution to Capital - Lane Closure Funds	2/23/2023	R-23-0097
40-B193614	D4 Roadway Project	(163,720.09)	36000	Streets & Sidewalks	40-B203518	Shenandoah Mini Park Right-of-Way Improvements	163,720.09	35000	Parks & Recreation	1350	SRF Contribution to Capital - Lane Closure Funds	2/23/2023	R-23-0097
40-B203215	Computer Aided Dispatch System	(636,379.00)	32000	Public Safety	40-B233208	Miami Police Department Motorola Vigilant License Plate Reader	636,379.00	32000	Public Safety	1350	SRF Contribution to Capital - Police Funds	2/23/2023	R-23-0097
40-B203215	Computer Aided Dispatch System	(269,621.00)	32000	Public Safety	40-B233209	Miami Police Cloud Data Services	269,621.00	32000	Public Safety	1350	SRF Contribution to Capital - Police Funds	2/23/2023	R-23-0097
40-B223518	Parks Administration Office Update	(25,000.00)	35000	Parks & Recreation	40-B173525	Citywide Park Facility Roof Repair	25,000.00	35000	Parks & Recreation	1350	SRF Contribution to Capital - Parks Rollover Funds	2/23/2023	R-23-0097
40-B223518	Parks Administration Office Update	(125,000.00)	35000	Parks & Recreation	40-B233511	Parks Biotmetric Clock Purchase and Installation	125,000.00	35000	Parks & Recreation	1350	SRF Contribution to Capital - Parks Rollover Funds	2/23/2023	R-23-0097
40-B223518	Parks Administration Office Update	(350,000.00)	35000	Parks & Recreation	40-B233512	Parks Vehicle and Equipment Replacements	350,000.00	35000	Parks & Recreation	1350	SRF Contribution to Capital - Parks Rollover Funds	2/23/2023	R-23-0097
40-B183614	Metromover Station Access Improvements	(4,420.73)	36000	Streets & Sidewalks	40-B30941	Downtown Signage and Wayfinding System	4,420.73	36000	Streets & Sidewalks	1350	SRF Contribution to Capital - Lane Closure Funds	2/23/2023	R-23-0097
40-B203215	Computer Aided Dispatch System	(94,000.00)	32000	Public Safety	40-B233104	Upper East Side District Office Renovation (MPD K-9)	94,000.00	31000	General Government	1350	SRF Contribution to Capital - Police Funds	2/23/2023	R-23-0097
40-B73102B	Citywide Streets Milling & Resurfacing	(650,468.80)	36000	Streets & Sidewalks	40-B233601	Miami River New Greenway 17 Avenue to 19 Avenue	650,468.80	36000	Streets & Sidewalks	1419	Parking Surcharge	2/23/2023	R-23-0097
40-B73102B	Citywide Streets Milling & Resurfacing	(599,998.54)	36000	Streets & Sidewalks	40-B173648	Overtown Greenway along NW 11 Street from NW 7 to NW 12 Avenue	599,998.54	36000	Streets & Sidewalks	1419	Parking Surcharge	2/23/2023	R-23-0097
40-B30646	South Bayshore Drive Roadway and Drainage Improvements	(30,396.07)	36000	Streets & Sidewalks	40-B30737	South Bayshore Lane/Fairview Street (East & West) -D2	30,396.07	36000	Streets & Sidewalks	1419	Parking Surcharge	2/23/2023	R-23-0097
40-B30972	SW 64 Court Roadway & Drainage Improvements (from SW 6 St to SW 8 St)	(25,483.95)	36000	Streets & Sidewalks	40-B203608	District 4 Traffic Calming - Districtwide	25,483.95	36000	Streets & Sidewalks	1419	Parking Surcharge	2/23/2023	R-23-0097
40-B73102B	Citywide Streets Milling & Resurfacing	(300,000.00)	36000	Streets & Sidewalks	40-B233602	Buena Vista Local Drainage and Road Improvements at NE 49 Street and NE 50 Street between North Miami Avenue and NE 2 nd Avenue - Design Only	300,000.00	36000	Streets & Sidewalks	1419	Parking Surcharge	2/23/2023	R-23-0097
40-B73102B	Citywide Streets Milling & Resurfacing	(400,000.00)	36000	Streets & Sidewalks	40-B203608	District 4 Traffic Calming - Districtwide (Urban Core Areas)	400,000.00	36000	Streets & Sidewalks	1419	Parking Surcharge	2/23/2023	R-23-0097
40-B30551A	20 St Maintenance Yard Operating Facility	(36,726.01)	31000	General Government	40-B203101	General Services Administration Expansion	36,726.01	31000	General Government	1422	Impact Fees - General Government	2/23/2023	R-23-0097
40-B40711	D1 Parks, Streets, and Lighting Improvements	(90,000.00)	35000	Parks & Recreation	40-B223601	Spring Garden Traffic Calming Devices	90,000.00	36000	Streets & Sidewalks	1426	Contribution from General Fund	2/23/2023	R-23-0097
40-B40712	D2 Park, Street, and Lighting Improvement	(65,000.00)	35000	Parks & Recreation	40-B40454C	Alice Wainwright Park Seawall and Baywalk	65,000.00	35000	Parks & Recreation	1426	Contribution from General Fund	2/23/2023	R-23-0097
40-B40712	D2 Park, Street, and Lighting Improvement	(30,000.00)	35000	Parks & Recreation	40-B233510	Barnyard - Roof Waterproofing	30,000.00	35000	Parks & Recreation	1426	Contribution from General Fund	2/23/2023	R-23-0097
40-B40712	D2 Park, Street, and Lighting Improvement	(128,709.00)	35000	Parks & Recreation	40-B183513	Jimbo's Lagoon Motorized Exclusion Zone Permit Application	128,709.00	35000	Parks & Recreation	1426	Contribution from General Fund	2/23/2023	R-23-0097
40-B173641	Traffic Calming Circle at McDonald and Day Avenue	(28,000.00)	36000	Streets & Sidewalks	40-B30737	South Bayshore Lane/Fairview Street (East & West) -D2	28,000.00	36000	Streets & Sidewalks	1426	Contribution from General Fund	2/23/2023	R-23-0097

Prior Year Capital Re-Appropriations FY 2022-23

Project No.	Project Name	Amount	Fund	Fund No.	Project No.	Project Name	Amount	Fund	Fund No.	Award	Award Name	Date	Reso No.
40-B193613	D3 Roadway Project	(33,000.00)	36000	Streets & Sidewalks	40-B193601	Coral Nook Circle	33,000.00	36000	Streets & Sidewalks	1426	Contribution from General Fund	2/23/2023	R-23-0097
40-B173645	NW 6 ST from NW 11 AVE to NW 12 Avenue	(1,620.95)	36000	Streets & Sidewalks	40-B203610	SW 5 Street fom 29 Av to 32 Ave Reconstruction	1,620.95	36000	Streets & Sidewalks	1426	Contribution from General Fund	2/23/2023	R-23-0097
40-B173628	SW 20 Street from SW 14 Avenue to SW 15 Avenue	(358.66)	36000	Streets & Sidewalks	40-B203610	SW 5 Street fom 29 Av to 32 Ave Reconstruction	358.66	36000	Streets & Sidewalks	1426	Contribution from General Fund	2/23/2023	R-23-0097
40-B50420	SW 29 Avenue from SW 23 Terrace to SW 23 Street	(11,614.13)	36000	Streets & Sidewalks	40-B203608	District 4 Traffic Calming - Districtwide	11,614.13	36000	Streets & Sidewalks	1426	Contribution from General Fund	2/23/2023	R-23-0097
40-B30972	SW 64 Court Roadway & Drainage Improvements (from SW 6 St to SW 8 St)	(6,781.87)	36000	Streets & Sidewalks	40-B203608	District 4 Traffic Calming - Districtwide	6,781.87	36000	Streets & Sidewalks	1426	Contribution from General Fund	2/23/2023	R-23-0097
40-B40715	D5 Park, Street, and Lighting Improvement	(40,000.00)	35000	Parks & Recreation	40-B193620	Buena Vista Neighborhood Traffic Calming	40,000.00	36000	Streets & Sidewalks	1426	Contribution from General Fund	2/23/2023	R-23-0097
40-B40715	D5 Park, Street, and Lighting Improvements	(220,000.00)	35000	Parks & Recreation	40-B233603	NW 5 Avenue - Traffic Calming Devices Construction Speed Hump and Raised Intersection	220,000.00	36000	Streets & Sidewalks	1426	Contribution from General Fund	2/23/2023	R-23-0097
40-B40715	D5 Park, Street, and Lighting Improvements	(587,062.00)	35000	Parks & Recreation	40-B40510A	Legion Park Community Building Improvements	587,062.00	35000	Parks & Recreation	1426	Contribution from General Fund	2/23/2023	R-23-0097
40-B183122	Code Compliance Computerized Enforcement System	(2,378.43)	31000	General Government	40-B223123	Citywide Light and Heavy Fleet Replacement	2,378.43	31000	General Government	1426	Contribution from General Fund	2/23/2023	R-23-0097
40-B30551A	20 St Maintenance Yard Operating Facility	(612.01)	31000	General Government	40-B74205D	GSA Property Maintenance Division Building Repairs	612.01	31000	General Government	1426	Contribution from General Fund	2/23/2023	R-23-0097
40-B183107	GSA Cartegraph Work Order Software	(5,846.31)	31000	General Government	40-B74205D	GSA Property Maintenance Division Building Repairs	5,846.31	31000	General Government	1426	Contribution from General Fund	2/23/2023	R-23-0097
40-B223105	P25 Professional Services	(50,000.00)	31000	General Government	40-B74205D	GSA Property Maintenance Division Building Repairs	50,000.00	31000	General Government	1426	Contribution from General Fund	2/23/2023	R-23-0097
40-B183102	Office of Capital Improvements Reconfiguration	(45,204.15)	31000	General Government	40-B70970	Modernization of Capital Program Management Software (eBuilder)	45,204.15	31000	General Government	1426	Contribution from General Fund	2/23/2023	R-23-0097
40-B30865G	Environmental Remediation	(40,685.64)	31000	General Government	40-B193504A	Park Environmental Control Protection	40,685.64	35000	Parks & Recreation	1426	Contribution from General Fund	2/23/2023	R-23-0097
40-B193402	Dinner Key Marina	(328,730.49)	34000	Public Facilities-CIP	40-B17354	Marine Stadium Basin Trail at Virginia Key	328,730.49	35000	Parks & Recreation	1426	Contribution from General Fund	2/23/2023	R-23-0097
40-B203522	Citywide Parks Repair and Replacement - Construction	(4,040.38)	35000	Parks & Recreation	40-B30541D	Citywide Park Equipment and Site Improvements	4,040.38	35000	Parks & Recreation	1426	Contribution from General Fund	2/23/2023	R-23-0097
40-B173523	Citywide Playground Replacement	(17,303.68)	35000	Parks & Recreation	40-B17352	Citywide Playground Enhancements	17,303.68	35000	Parks & Recreation	1426	Contribution from General Fund	2/23/2023	R-23-0097
40-B50312	SW 17 Street (16 Ave-14 Ave)	(33,407.55)	36000	Streets & Sidewalks	40-B203610	SW 5 Street fom 29 Av to 32 Ave Reconstruction	33,407.55	36000	Streets & Sidewalks	1431	Stormwater Utility Trust Funds	2/23/2023	R-23-0097
40-B50672	Belle Meade Storm Sewer Project, Phase II	(16,427.75)	38000	Storm Sewers	40-B30262	Citywide Storm Sewer Repair Project	16,427.75	38000	Storm Sewers	1431	Stormwater Utility Trust Funds	2/23/2023	R-23-0097
40-B30840	Brickell Bay Drive (Signage and Holiday Lighting)	(3,399.94)	36000	Streets & Sidewalks	40-B73102E	Citywide Pavement Resurfacing	3,399.94	36000	Streets & Sidewalks	1552	Local Option Gas Tax	2/23/2023	R-23-0097
40-B30840	Brickell Bay Drive (Signage and Holiday Lighting)	(2,666.03)	36000	Streets & Sidewalks	40-B183613	DDA Biscayne Green Lane Elimination Analysis	2,666.03	36000	Streets & Sidewalks	1552	Local Option Gas Tax	2/23/2023	R-23-0097
40-B30840	Brickell Bay Drive Signage and Holiday Lighting	(5,569.63)	36000	Streets & Sidewalks	40-B30737	South Bayshore Lane/Fairview Street (East & West) -D2	5,569.63	36000	Streets & Sidewalks	1552	Local Option Gas Tax	2/23/2023	R-23-0097
40-B173628	SW 20 Street from SW 14 Avenue to SW 15 Avenue	(43,939.79)	36000	Streets & Sidewalks	40-B203610	SW 5 Street fom 29 Av to 32 Ave Reconstruction	43,939.79	36000	Streets & Sidewalks	1552	Local Option Gas Tax	2/23/2023	R-23-0097
40-B30611T	D1 Tree Funded Projects	(55,567.46)	33000	Disaster Recovery	40-B173648	Overtown Greenway along NW 11 Street from NW 7 to NW 12 Avenue	55,567.46	36000	Streets & Sidewalks	1954	Citywide Landscaping	2/23/2023	R-23-0097
40-B30687T	Coconut Grove Business Improvements -Tree	(2,895.00)	33000	Disaster Recovery	40-B183617	Citywide Beautification	2,895.00	36000	Streets & Sidewalks	1954	Citywide Landscaping	2/23/2023	R-23-0097
40-B30614T	D4 Tree Funded Projects	(150,140.85)	33000	Disaster Recovery	40-B193522	Gold Star Family Memorial Mini Park	150,140.85	35000	Parks & Recreation	1954	Citywide Landscaping	2/23/2023	R-23-0097

Prior Year Capital Re-Appropriations FY 2022-23

Project No.	Project Name	Amount	Fund	Fund No.	Project No.	Project Name	Amount	Fund	Fund No.	Award	Award Name	Date	Reso No.
40-B30614T	D4 Tree Funded Projects	(104,524.51)	33000	Disaster Recovery	40-B203518	Shenandoah Mini Park Right-of-Way Improvements	104,524.51	35000	Parks & Recreation	1954	Citywide Landscaping	2/23/2023	R-23-0097
40-B193107	New Allapattah NET Office Buildout	(92,334.03)	31000	General Government	40-B17357	Antonio Maceo Park Boatramp	92,334.03	35000	Parks & Recreation	1998	Contribution from General Fund Sunshine State Loan	2/23/2023	R-23-0097
40-B50408	Silver Bluff Speed Tables	(4,995.20)	36000	Streets & Sidewalks	40-B203518	Shenandoah Mini Park Right-of-Way Improvements	4,995.20	35000	Parks & Recreation	1998	Contribution from General Fund Sunshine State Loan	2/23/2023	R-23-0097
40-B30865G	Environmental Remediation	(15,488.08)	31000	General Government Projects	40-B193504A	Park Environmental Control Protection	15,488.08	35000	Parks & Recreation	1998	Contribution from General Fund Sunshine State Loan	2/23/2023	R-23-0097
40-B193402	Dinner Key Marina	(171,269.51)	34000	Public Facilities-CIP	40-B17354	Marine Stadium Basin Trail at Virginia Key	171,269.51	35000	Parks & Recreation	1998	Contribution from General Fund Sunshine State Loan	2/23/2023	R-23-0097
40-B193402	Dinner Key Marina	(24,619.67)	34000	Public Facilities-CIP	40-B173401	Pilings and Pier Repairs - Dinner Key Marina	24,619.67	34000	Public Facilities-CIP	1998	Contribution from General Fund Sunshine State Loan	2/23/2023	R-23-0097
40-B40543	PBA / Fern Isle Redevelopment	(130,000.25)	35000	Parks & Recreation	40-B17357	Antonio Maceo Park Boatramp	130,000.25	35000	Parks & Recreation	2253	Impact Fees - Parks	2/23/2023	R-23-0097
40-B40454A	Spring Garden Park Seawall and Kayak	(308,388.27)	35000	Parks & Recreation	40-B17357	Antonio Maceo Park Boatramp	308,388.27	35000	Parks & Recreation	2253	Impact Fees - Parks	2/23/2023	R-23-0097
40-B203506	Riverside Park Synthetic Turf Field	(1,000,000.00)	35000	Parks & Recreation	40-B193515	Riverside Park Enhancements	1,000,000.00	35000	Parks & Recreation	2253	Impact Fees - Parks	2/23/2023	R-23-0097
40-B183503	Show Mobile and Parks Equipment	(71,276.35)	35000	Parks & Recreation	40-B30541D	Citywide Park Equipment and Site Improvements	71,276.35	35000	Parks & Recreation	2253	Impact Fees - Parks	2/23/2023	R-23-0097
40-B30622	Center Street Drainage Improvements	(10,938.37)	38000	Storm Sewers	40-B30262	Citywide Storm Sewer Repair Project	10,938.37	38000	Storm Sewers	2460	Street Bonds - Series 2018C	2/23/2023	R-23-0097
40-B183505	West End Park Pool and Enhancements	(6,000,000.00)	35000	Parks & Recreation	40-B183505A	Construction Manager at Risk (CMAR) Services for West End Park	6,000,000.00	35000	Parks & Recreation	2873	Miami Forever Bond - Parks and Cultural Facilities	2/23/2023	R-23-0097
40-B40714	District 4 Parks, Streets, and Lighting Improvements	(200,000.00)	35000	Parks & Recreation	40-B30262	Citywide Storm Sewer Repair Project (SW 22nd Terrace from SW 19th Avenue to SW 21st Avenue)	200,000.00	36000	Streets & Sidewalks	1426	Contribution from General Fund	5/11/2023	R-23-0227
40-B40714	District 4 Parks, Streets, and Lighting Improvements	(150,000.00)	35000	Parks & Recreation	40-B233507	Shenandoah Park Playground and General Enhancements	150,000.00	35000	Parks & Recreation	1426	Contribution from General Fund	5/11/2023	R-23-0227
40-B40581	Douglas Park Community Center	(1,650,000.00)	35000	Parks & Recreation	40-B40563	Shenandoah Park Pool Renovation	1,650,000.00	35000	Parks & Recreation	1422	Park Impact Fees	5/25/2023	R-23-0247

Detailed Report by Capital Project Number

Project Number	Project Name	Initial Funding Date	Client	District	Status	Phase	Award Name	Award Type	Fund Number	Fund Description	Budget	Actual	Encumbrances	Total Cost	Total Available
40-B173111	Body Worn Cameras Bandwidth Increase	4/27/2017	Police	Citywide	Adopted	Planning	Contribution from General Fund 3	City Funds	31000	General Government Projects	\$ 209,957	\$ 114,100	\$ -	\$ 114,100	\$ 95,857
40-B173112	Planning and Zoning Technological Improvements	4/27/2017	Planning	Citywide	Active	Planning	Contribution from General Fund 3	City Funds	31000	General Government Projects	\$ 74,945	\$ 22,880	\$ -	\$ 22,880	\$ 52,065
40-B173114	PW Heavy Machinery Acquisition	6/22/2017	Resilience and Public Works	Citywide	Adopted	Non-Infrastructure	Contribution from Special Revenue Fund	City Funds	31000	General Government Projects	\$ 1,178,524	\$ 1,175,553	\$ -	\$ 1,175,553	\$ 2,971
40-B173114	PW Heavy Machinery Acquisition	6/22/2017	Resilience and Public Works	Citywide	Adopted	Non-Infrastructure	Contribution from General Fund 3	City Funds	31000	General Government Projects	\$ 2,211,000	\$ 1,282,249	\$ 921,465	\$ 2,203,714	\$ 7,286
40-B17312	Redesign of Website - CW	10/1/2016	Communications	Citywide	Active	Planning	Contribution from General Fund 3	City Funds	31000	General Government Projects	\$ 422,000	\$ 407,755	\$ -	\$ 407,755	\$ 14,245
40-B17315	Claims Management System -Risk - CW	10/1/2016	Risk Management	Citywide	Adopted	Planning	Contribution from General Fund 3	City Funds	31000	General Government Projects	\$ 299,558	\$ 262,028	\$ -	\$ 262,028	\$ 37,530
40-B17320	Police Security System	4/27/2017	Police	Citywide	Adopted	Planning	Impact Fees 2	City Funds	32000	Public Safety	\$ 400,000	\$ 331,364	\$ 68,636	\$ 400,000	\$ -
40-B17320	Police Security System	4/27/2017	Police	Citywide	Adopted	Planning	Contribution from General Fund 3	City Funds	32000	Public Safety	\$ 583,329	\$ 486,228	\$ 82,346	\$ 568,575	\$ 14,754
40-B17320	Police Security System	4/27/2017	Police	Citywide	Adopted	Planning	Impact Fees - Police	City Funds	32000	Public Safety	\$ 200,000	\$ 92,004	\$ 67,979	\$ 159,982	\$ 40,018
40-B17321	Surge Suppressors - CW	10/1/2016	Police	Citywide	Adopted	Planning	Impact Fees - Police	City Funds	32000	Public Safety	\$ 105,900	\$ 25,260	\$ -	\$ 25,260	\$ 80,640
40-B173210	Fire Facilities Repairs Equipment & Furniture	11/17/2016	Fire-Rescue	1	Active	Design	Fire Assessment Fee 2	City Funds	32000	Public Safety	\$ 68,362	\$ 68,362	\$ -	\$ 68,362	\$ -
40-B173210	Fire Facilities Repairs Equipment & Furniture	11/17/2016	Fire-Rescue	1	Active	Design	Contribution from General Fund 3	City Funds	32000	Public Safety	\$ 1,570,164	\$ 856,058	\$ 212,444	\$ 1,068,502	\$ 501,663
40-B173213	David Herring Building	4/27/2017	Police	1	Active	Bidding	Impact Fees 2	City Funds	32000	Public Safety	\$ 8,535	\$ 8,535	\$ -	\$ 8,535	\$ -
40-B173213	David Herring Building	4/27/2017	Police	1	Active	Bidding	Contribution from General Fund 3	City Funds	32000	Public Safety	\$ 39,007	\$ 11,678	\$ -	\$ 11,678	\$ 27,328
40-B173213	David Herring Building	4/27/2017	Police	1	Active	Bidding	Impact Fees - Police	City Funds	32000	Public Safety	\$ 565,399	\$ 98,506	\$ 12,291	\$ 110,797	\$ 454,601
40-B173214	Fire Rescue Facility Enhancements	4/27/2017	Fire-Rescue	Citywide	Active	Planning	Impact Fees 2	City Funds	32000	Public Safety	\$ 193,372	\$ 166,132	\$ 19,887	\$ 186,019	\$ 7,353
40-B173214	Fire Rescue Facility Enhancements	4/27/2017	Fire-Rescue	Citywide	Active	Planning	Impact Fees - Fire	City Funds	32000	Public Safety	\$ 2,205,000	\$ 918,825	\$ 411,375	\$ 1,330,200	\$ 874,800
40-B173215	New Police Property Building Planning Phase	4/27/2017	Police	Citywide	Active	Administrative Close-Out	Contribution from General Fund 3	City Funds	32000	Public Safety	\$ 160,000	\$ 83,626	\$ -	\$ 83,626	\$ 76,374
40-B173215	New Police Property Building Planning Phase	4/27/2017	Police	Citywide	Active	Administrative Close-Out	Impact Fees - Police	City Funds	32000	Public Safety	\$ 221,000	\$ 111,711	\$ -	\$ 111,711	\$ 109,289
40-B173216B	Fire-Rescue Marine Vessel	10/1/2019	Fire-Rescue	Citywide	Active	Planning	Impact Fees - Fire	City Funds	32000	Public Safety	\$ 31,000	\$ 31,000	\$ -	\$ 31,000	\$ -
40-B173216B	Fire-Rescue Marine Vessel	10/1/2019	Fire-Rescue	Citywide	Active	Planning	Florida Inland Navigation District	State	32000	Public Safety	\$ 29,019	\$ 29,019	\$ -	\$ 29,019	\$ -
40-B17322	MPD Facilities Exterior Lighting - CW	10/1/2017	Police	Citywide	Active	Construction	Contribution from General Fund 3	City Funds	32000	Public Safety	\$ 160,000	\$ 159,134	\$ (0)	\$ 159,134	\$ 866
40-B17322	MPD Facilities Exterior Lighting - CW	10/1/2017	Police	Citywide	Active	Construction	Impact Fees - Police	City Funds	32000	Public Safety	\$ 40,000	\$ 19,710	\$ -	\$ 19,710	\$ 20,290
40-B17327	MPD Body Worn Camera Program	5/1/2018	Police	Citywide	Active	Administrative Close-Out	Contribution from General Fund 3	City Funds	32000	Public Safety	\$ 1,145,000	\$ 1,145,000	\$ -	\$ 1,145,000	\$ -
40-B17329	Fire Car 95 Housing FF&E	11/1/2016	Fire-Rescue	Citywide	Active	Administrative Close-Out	Impact Fees - Fire	City Funds	32000	Public Safety	\$ 21,476	\$ 21,023	\$ -	\$ 21,023	\$ 453
40-B173401	Pilings and Pier Repairs - Dinner Key Marina	9/30/2006	Real Estate and Asset Management	2	Active	Administrative Close-Out	Contribution from Special Revenue Fund	City Funds	34000	Public Facilities-CIP	\$ 22,686	\$ -	\$ 22,686	\$ 22,686	\$ -
40-B173401	Pilings and Pier Repairs - Dinner Key Marina	9/30/2006	Real Estate and Asset Management	2	Active	Administrative Close-Out	Contribution from General Fund 3	City Funds	34000	Public Facilities-CIP	\$ 507	\$ 507	\$ -	\$ 507	\$ -
40-B173401	Pilings and Pier Repairs - Dinner Key Marina	9/30/2006	Real Estate and Asset Management	2	Active	Administrative Close-Out	10% Marinas Revenue	City Funds	34000	Public Facilities-CIP	\$ 655,410	\$ 702,715	\$ 136,774	\$ 839,490	\$ (184,080)
40-B173401	Pilings and Pier Repairs - Dinner Key Marina	9/30/2006	Real Estate and Asset Management	2	Active	Administrative Close-Out	Contribution from General Fund-SSL	City Funds	34000	Public Facilities-CIP	\$ 24,620	\$ -	\$ 24,620	\$ 24,620	\$ -
40-B173402	Coastal Security Cameras - Dinner Key Marina	9/30/2006	Real Estate and Asset Management	2	Active	Non-Infrastructure	10% Marinas Revenue	City Funds	34000	Public Facilities-CIP	\$ 277,343	\$ 277,343	\$ -	\$ 277,343	\$ -
40-B173403	Miscellaneous Repairs - Dinner Key Mooring Field	9/30/2006	Real Estate and Asset Management	2	Active	Annual Capital Refurbishment	10% Marinas Revenue	City Funds	34000	Public Facilities-CIP	\$ 116,000	\$ 54,342	\$ 125,250	\$ 179,592	\$ (63,592)
40-B173405	Barnyard Improvements	3/9/2017	Real Estate and Asset Management	2	Active	Administrative Close-Out	Contribution from General Fund 3	City Funds	34000	Public Facilities-CIP	\$ 135,827	\$ 132,004	\$ 3,823	\$ 135,827	\$ -
40-B173406	Virginia Key Maritime Center	11/17/2016	Real Estate and Asset Management	Citywide	Active	A/E Selection	Marine Stadium Museum Complex Financing	City Funds	34000	Public Facilities-CIP	\$ 7,000,000	\$ 322,679	\$ 46,747	\$ 369,427	\$ 6,630,573
40-B17350	Citywide Park Safety Enhancements	10/1/2016	Parks and Recreation	Citywide	Active	Planning	Impact Fees - Parks	City Funds	35000	Parks & Recreation	\$ 1,260,100	\$ 1,161,082	\$ 57,395	\$ 1,218,477	\$ 41,623
40-B173510	Kennedy Park Enhancements - D2	10/1/2016	Parks and Recreation	2	Adopted	Planning	Impact Fees - Parks	City Funds	35000	Parks & Recreation	\$ 350,000	\$ 130,093	\$ -	\$ 130,093	\$ 219,907

Detailed Report by Capital Project Number

Project Number	Project Name	Initial Funding Date	Client	District	Status	Phase	Award Name	Award Type	Fund Number	Fund Description	Budget	Actual	Encumbrances	Total Cost	Total Available
40-B173511	Morningside Park Enhancements - D2	10/1/2016	Parks and Recreation	2	Active	Dry-Run/Permit	Impact Fees - Parks	City Funds	35000	Parks & Recreation	\$ 577,110	\$ 555,377	\$ 21,733	\$ 577,110	\$ -
40-B173511A	Morningside Park Baywalk, Kayak Launch, and Boat Ramp - Phase I	6/11/2020	Parks and Recreation	2	Active	Dry-Run/Permit	Impact Fees - Parks	City Funds	35000	Parks & Recreation	\$ 618,529	\$ 414,588	\$ 184,165	\$ 598,753	\$ 19,776
40-B173511A	Morningside Park Baywalk, Kayak Launch, and Boat Ramp - Phase I	6/11/2020	Parks and Recreation	2	Active	Dry-Run/Permit	The Nature Conservancy	Private	35000	Parks & Recreation	\$ 120,000	\$ 51,875	\$ -	\$ 51,875	\$ 68,125
40-B173511A	Morningside Park Baywalk, Kayak Launch, and Boat Ramp - Phase I	6/11/2020	Parks and Recreation	2	Active	Dry-Run/Permit	Florida Inland Navigation District	State	35000	Parks & Recreation	\$ 256,637	\$ 112,803	\$ 143,834	\$ 256,637	\$ -
40-B173514	D4 Mini-Park Buildout	10/1/2016	Parks and Recreation	4	Active	Administrative Close-Out	Contribution from General Fund 3	City Funds	35000	Parks & Recreation	\$ 50,000	\$ 49,500	\$ 500	\$ 50,000	\$ -
40-B173514	D4 Mini-Park Buildout	10/1/2016	Parks and Recreation	4	Active	Administrative Close-Out	Contribution from General Fund-SSL	City Funds	35000	Parks & Recreation	\$ 119,862	\$ 119,692	\$ 169	\$ 119,862	\$ -
40-B173514	D4 Mini-Park Buildout	10/1/2016	Parks and Recreation	4	Active	Administrative Close-Out	Impact Fees - Parks	City Funds	35000	Parks & Recreation	\$ 797,685	\$ 796,559	\$ 1,125	\$ 797,685	\$ -
40-B173515	Hadley Park Synthetic Turf and Park Improvements - D5	10/1/2016	Parks and Recreation	5	Active	Final Completion	Impact Fees 2	City Funds	35000	Parks & Recreation	\$ 1,000,000	\$ 941,160	\$ 58,840	\$ 1,000,000	\$ -
40-B173515	Hadley Park Synthetic Turf and Park Improvements - D5	10/1/2016	Parks and Recreation	5	Active	Final Completion	Impact Fees - Parks	City Funds	35000	Parks & Recreation	\$ 1,713,786	\$ 1,519,161	\$ 193,475	\$ 1,712,636	\$ 1,150
40-B173516A	Grapeland Park Enhancements	6/22/2015	Parks and Recreation	1	Active	Non-Infrastructure	Contribution from General Fund 3	City Funds	35000	Parks & Recreation	\$ 151,061	\$ 146,233	\$ 697	\$ 146,930	\$ 4,131
40-B173517	Citywide Pool Enhancements and Master Plan	10/1/2016	Parks and Recreation	Citywide	Active	Planning	Impact Fees - Parks	City Funds	35000	Parks & Recreation	\$ 750,000	\$ 750,000	\$ -	\$ 750,000	\$ -
40-B173518	Athalie Range Park Improvements and Enhancements	11/1/2016	Parks and Recreation	5	Adopted	Planning	Contribution from General Fund 3	City Funds	35000	Parks & Recreation	\$ 90,000	\$ 692	\$ 14	\$ 706	\$ 89,294
40-B173518	Athalie Range Park Improvements and Enhancements	11/1/2016	Parks and Recreation	5	Adopted	Planning	Impact Fees - Parks	City Funds	35000	Parks & Recreation	\$ 39,500	\$ -	\$ -	\$ -	\$ 39,500
40-B173519	West End Open Field Irrigation	3/9/2017	Parks and Recreation	4	Active	Administrative Close-Out	Impact Fees 2	City Funds	35000	Parks & Recreation	\$ 25,926	\$ 25,926	\$ -	\$ 25,926	\$ -
40-B173519	West End Open Field Irrigation	3/9/2017	Parks and Recreation	4	Active	Administrative Close-Out	Contribution from General Fund 3	City Funds	35000	Parks & Recreation	\$ 256	\$ 256	\$ -	\$ 256	\$ -
40-B17352	Citywide Playground Enhancements	10/1/2016	Parks and Recreation	Citywide	Active	Design	Impact Fees 2	City Funds	35000	Parks & Recreation	\$ 13,401	\$ 1,069	\$ 7,150	\$ 8,218	\$ 5,182
40-B17352	Citywide Playground Enhancements	10/1/2016	Parks and Recreation	Citywide	Active	Design	Contribution from General Fund 3	City Funds	35000	Parks & Recreation	\$ 755,354	\$ 719,591	\$ 16,111	\$ 735,702	\$ 19,652
40-B17352	Citywide Playground Enhancements	10/1/2016	Parks and Recreation	Citywide	Active	Design	Impact Fees - Parks	City Funds	35000	Parks & Recreation	\$ 1,300,000	\$ 996,158	\$ 303,840	\$ 1,299,999	\$ 1
40-B173522	Douglas Park Playground	4/27/2017	Parks and Recreation	4	Active	Administrative Close-Out	Impact Fees 2	City Funds	35000	Parks & Recreation	\$ 58,056	\$ 58,056	\$ -	\$ 58,056	\$ -
40-B173522	Douglas Park Playground	4/27/2017	Parks and Recreation	4	Active	Administrative Close-Out	Contribution from General Fund 3	City Funds	35000	Parks & Recreation	\$ 10,989	\$ 10,989	\$ -	\$ 10,989	\$ -
40-B173522	Douglas Park Playground	4/27/2017	Parks and Recreation	4	Active	Administrative Close-Out	Impact Fees - Parks	City Funds	35000	Parks & Recreation	\$ 716,630	\$ 716,630	\$ -	\$ 716,630	\$ -
40-B173523	Citywide Playground Replacement	4/27/2017	Parks and Recreation	Citywide	Active	Construction	Contribution from General Fund 3	City Funds	35000	Parks & Recreation	\$ 129,428	\$ 127,028	\$ 2,400	\$ 129,428	\$ -
40-B173524	Citywide Park Facility A/C Replacement	4/27/2017	Parks and Recreation	Citywide	Active	Planning	Contribution from General Fund 3	City Funds	35000	Parks & Recreation	\$ 1,028,854	\$ 799,627	\$ 121,265	\$ 920,892	\$ 107,962
40-B173525	Citywide Park Facility Roof Repair	4/27/2017	Parks and Recreation	Citywide	Active	Administrative Close-Out	Contribution from Special Revenue Fund	City Funds	35000	Parks & Recreation	\$ 25,000	\$ -	\$ 7,419	\$ 7,419	\$ 17,581
40-B173525	Citywide Park Facility Roof Repair	4/27/2017	Parks and Recreation	Citywide	Active	Administrative Close-Out	Contribution from General Fund 3	City Funds	35000	Parks & Recreation	\$ 171,000	\$ 171,000	\$ -	\$ 171,000	\$ -
40-B173526	Lemon City Park Enhancements	6/22/2017	Parks and Recreation	5	Active	Administrative Close-Out	Impact Fees 2	City Funds	35000	Parks & Recreation	\$ 71,244	\$ 71,244	\$ -	\$ 71,244	\$ -
40-B173526	Lemon City Park Enhancements	6/22/2017	Parks and Recreation	5	Active	Administrative Close-Out	Contribution from General Fund 3	City Funds	35000	Parks & Recreation	\$ 26,950	\$ 26,950	\$ -	\$ 26,950	\$ -
40-B173527	Duarte Park Shade Structure and Park Enhancements	6/22/2015	Parks and Recreation	1	Adopted	Planning	Impact Fees 2	City Funds	35000	Parks & Recreation	\$ 45,856	\$ 38,756	\$ -	\$ 38,756	\$ 7,099
40-B173527	Duarte Park Shade Structure and Park Enhancements	6/22/2015	Parks and Recreation	1	Adopted	Planning	Contribution from General Fund 3	City Funds	35000	Parks & Recreation	\$ 45,613	\$ 45,613	\$ -	\$ 45,613	\$ -
40-B173527T	Duarte Park Shade Structure and Park Enhancements - Tree Component	6/22/2017	Parks and Recreation	1	Adopted	Planning	Citywide Landscape	City Funds	33000	Disaster Recovery	\$ 50,000	\$ -	\$ -	\$ -	\$ 50,000

Detailed Report by Capital Project Number

Project Number	Project Name	Initial Funding Date	Client	District	Status	Phase	Award Name	Award Type	Fund Number	Fund Description	Budget	Actual	Encumbrances	Total Cost	Total Available
40-B17353	Virginia Key Park Planning D2	10/1/2016	Parks and Recreation	2	Active	Planning	Impact Fees - Parks	City Funds	35000	Parks & Recreation	\$ 200,000	\$ 1,641	\$ 192,347	\$ 193,988	\$ 6,012
40-B17354	Virginia Key Park Enhancements - D2	10/1/2016	Parks and Recreation	Citywide	Active	Pre-Construction	Contribution from General Fund 3	City Funds	35000	Parks & Recreation	\$ 451,113	\$ 34,224	\$ 165,199	\$ 199,423	\$ 251,690
40-B17354	Virginia Key Park Enhancements - D2	10/1/2016	Parks and Recreation	Citywide	Active	Pre-Construction	Contribution from General Fund-SSL	City Funds	35000	Parks & Recreation	\$ 171,270	\$ 2,750	\$ 168,519	\$ 171,270	\$ -
40-B17354	Virginia Key Park Enhancements - D2	10/1/2016	Parks and Recreation	Citywide	Active	Pre-Construction	Impact Fees - Parks	City Funds	35000	Parks & Recreation	\$ 2,177,618	\$ 1,041,207	\$ 1,136,411	\$ 2,177,618	\$ -
40-B17354	Virginia Key Park Enhancements - D2	10/1/2016	Parks and Recreation	Citywide	Active	Pre-Construction	Florida Department of Environmental Protection	Federal Pass Through State	35000	Parks & Recreation	\$ 200,000	\$ -	\$ 200,000	\$ 200,000	\$ -
40-B17354	Virginia Key Park Enhancements - D2	10/1/2016	Parks and Recreation	Citywide	Active	Pre-Construction	Florida Department of Environmental Protection	Federal Pass Through State	35000	Parks & Recreation	\$ 200,000	\$ -	\$ 200,000	\$ 200,000	\$ -
40-B17355	Citywide Parks Wayfinding	10/1/2016	Parks and Recreation	Citywide	Active	Design	Impact Fees - Parks	City Funds	35000	Parks & Recreation	\$ 500,000	\$ 4,994	\$ 64,005	\$ 68,999	\$ 431,001
40-B17356	Parks Master Plan FY17	10/1/2016	Parks and Recreation	Citywide	Adopted	Planning	Impact Fees - Parks	City Funds	35000	Parks & Recreation	\$ 700,000	\$ 186,603	\$ 313,809	\$ 500,412	\$ 199,588
40-B17357	Maceo Park Boatramp - D1	10/1/2016	Parks and Recreation	1	Active	Construction	Impact Fees 2	City Funds	35000	Parks & Recreation	\$ 294	\$ -	\$ 294	\$ 294	\$ -
40-B17357	Maceo Park Boatramp - D1	10/1/2016	Parks and Recreation	1	Active	Construction	Contribution from General Fund 3	City Funds	35000	Parks & Recreation	\$ 49,374	\$ 49,221	\$ -	\$ 49,221	\$ 153
40-B17357	Maceo Park Boatramp - D1	10/1/2016	Parks and Recreation	1	Active	Construction	Contribution from General Fund-SSL	City Funds	35000	Parks & Recreation	\$ 92,334	\$ 1,405	\$ -	\$ 1,405	\$ 90,929
40-B17357	Maceo Park Boatramp - D1	10/1/2016	Parks and Recreation	1	Active	Construction	Impact Fees - Parks	City Funds	35000	Parks & Recreation	\$ 1,251,396	\$ 183,647	\$ 1,000,006	\$ 1,183,653	\$ 67,742
40-B17357	Maceo Park Boatramp - D1	10/1/2016	Parks and Recreation	1	Active	Construction	Miami Forever Bonds - Parks SIA	Debt Proceeds	35000	Parks & Recreation	\$ 79,929	\$ 9,430	\$ 70,499	\$ 79,929	\$ -
40-B17361	Increase Downtown Lighting - D2	10/1/2016	Resilience and Public Works	2	Active	Final Completion	Transit Half-Cent Surtax 2	City Funds	36000	Streets & Sidewalks	\$ 35,000	\$ 16,319	\$ -	\$ 16,319	\$ 18,681
40-B17361	Increase Downtown Lighting - D2	10/1/2016	Resilience and Public Works	2	Active	Final Completion	Parking Surcharge 2	City Funds	36000	Streets & Sidewalks	\$ 200,000	\$ 190,244	\$ 9,756	\$ 200,000	\$ 0
40-B173613	South Golden Pines No Outlet Streets Improvements	11/17/2016	Resilience and Public Works	4	Active	Design	Transit Half-Cent Surtax 2	City Funds	36000	Streets & Sidewalks	\$ 211,099	\$ 174,343	\$ 36,756	\$ 211,099	\$ -
40-B173613	South Golden Pines No Outlet Streets Improvements	11/17/2016	Resilience and Public Works	4	Active	Design	Contribution from Special Revenue Fund	City Funds	36000	Streets & Sidewalks	\$ 193,903	\$ 55,745	\$ 138,158	\$ 193,903	\$ -
40-B173613	South Golden Pines No Outlet Streets Improvements	11/17/2016	Resilience and Public Works	4	Active	Design	Local Option Gas Tax 2	City Funds	36000	Streets & Sidewalks	\$ 350,000	\$ 49,342	\$ 236,234	\$ 285,575	\$ 64,425
40-B173613	South Golden Pines No Outlet Streets Improvements	11/17/2016	Resilience and Public Works	4	Active	Design	Florida Inland Navigation District	County	36000	Streets & Sidewalks	\$ 162,980	\$ -	\$ 162,980	\$ 162,980	\$ -
40-B173619	SW 15th Road between 3rd and 11th Avenue	11/17/2016	Resilience and Public Works	3	Active	Design	Local Option Gas Tax 1	City Funds	36000	Streets & Sidewalks	\$ 50,000	\$ 5,204	\$ 44,796	\$ 50,000	\$ -
40-B173619	SW 15th Road between 3rd and 11th Avenue	11/17/2016	Resilience and Public Works	3	Active	Design	Transit Half-Cent Surtax 2	City Funds	36000	Streets & Sidewalks	\$ 268,325	\$ 198,065	\$ 40,479	\$ 238,544	\$ 29,781
40-B173619	SW 15th Road between 3rd and 11th Avenue	11/17/2016	Resilience and Public Works	3	Active	Design	Stormwater Utility Trust Fund 2008	City Funds	36000	Streets & Sidewalks	\$ 119,000	\$ 19,996	\$ -	\$ 19,996	\$ 99,004
40-B173619	SW 15th Road between 3rd and 11th Avenue	11/17/2016	Resilience and Public Works	3	Active	Design	Local Option Gas Tax 2	City Funds	36000	Streets & Sidewalks	\$ 12,689	\$ 8,012	\$ -	\$ 8,012	\$ 4,677
40-B173619	SW 15th Road between 3rd and 11th Avenue	11/17/2016	Resilience and Public Works	3	Active	Design	Street Bonds - Series 2009	City Funds	36000	Streets & Sidewalks	\$ 2,619	\$ 2,619	\$ -	\$ 2,619	\$ -
40-B173619	SW 15th Road between 3rd and 11th Avenue	11/17/2016	Resilience and Public Works	3	Active	Design	Street Bonds - Series 2018C	Debt Proceeds	36000	Streets & Sidewalks	\$ 2,051	\$ 1,375	\$ 676	\$ 2,051	\$ -
40-B17362	Increase Overtown Lighting - D5	10/1/2016	Resilience and Public Works	5	Active	Planning	Contribution from General Fund 3	City Funds	36000	Streets & Sidewalks	\$ 200,000	\$ 276	\$ -	\$ 276	\$ 199,724
40-B173620	SW 28 Road between 3rd and 4 Avenue	11/17/2016	Resilience and Public Works	3	Active	Final Completion	Transit Half-Cent Surtax 2	City Funds	36000	Streets & Sidewalks	\$ 271,600	\$ 217,849	\$ 4,093	\$ 221,942	\$ 49,658
40-B173621	SW 24 Road between 7th and 9th Street	11/17/2016	Resilience and Public Works	3	Active	Administrative Close Out	Transit Half-Cent Surtax 1	City Funds	36000	Streets & Sidewalks	\$ 235	\$ 235	\$ -	\$ 235	\$ -
40-B173621	SW 24 Road between 7th and 9th Street	11/17/2016	Resilience and Public Works	3	Active	Administrative Close Out	Transit Half-Cent Surtax 2	City Funds	36000	Streets & Sidewalks	\$ 189,102	\$ 189,102	\$ -	\$ 189,102	\$ -
40-B173621	SW 24 Road between 7th and 9th Street	11/17/2016	Resilience and Public Works	3	Active	Administrative Close Out	Local Option Gas Tax 2	City Funds	36000	Streets & Sidewalks	\$ 31,877	\$ 30,194	\$ -	\$ 30,194	\$ 1,682
40-B173621	SW 24 Road between 7th and 9th Street	11/17/2016	Resilience and Public Works	3	Active	Administrative Close Out	Street Bonds - Series 2018C	Debt Proceeds	36000	Streets & Sidewalks	\$ 7,021	\$ 970	\$ -	\$ 970	\$ 6,051
40-B173622	SW 23 St between 3rd and 14th Avenue	11/17/2016	Resilience and Public Works	3	Active	Administrative Close Out	Transit Half-Cent Surtax 2	City Funds	36000	Streets & Sidewalks	\$ 212,800	\$ 199,606	\$ -	\$ 199,606	\$ 13,194
40-B173622	SW 23 St between 3rd and 14th Avenue	11/17/2016	Resilience and Public Works	3	Active	Administrative Close Out	Local Option Gas Tax 2	City Funds	36000	Streets & Sidewalks	\$ 60,174	\$ 59,244	\$ -	\$ 59,244	\$ 930

Detailed Report by Capital Project Number

Project Number	Project Name	Initial Funding Date	Client	District	Status	Phase	Award Name	Award Type	Fund Number	Fund Description	Budget	Actual	Encumbrances	Total Cost	Total Available
40-B173626	SW 23 Avenue between SW 3 Street and SW 4 Street	11/17/2016	Resilience and Public Works	3	Active	Final Completion	Transit Half-Cent Surtax 2	City Funds	36000	Streets & Sidewalks	\$ 128,690	\$ 120,211	\$ 2,973	\$ 123,184	\$ 5,505
40-B173628	SW 20 Street from SW 14 Avenue to SW 15 Avenue	11/17/2016	Resilience and Public Works	3	Active	Administrative Close Out	Transit Half-Cent Surtax 1	City Funds	36000	Streets & Sidewalks	\$ 37,736	\$ 37,736	\$ -	\$ 37,736	\$ -
40-B173628	SW 20 Street from SW 14 Avenue to SW 15 Avenue	11/17/2016	Resilience and Public Works	3	Active	Administrative Close Out	Transit Half-Cent Surtax 2	City Funds	36000	Streets & Sidewalks	\$ 254,907	\$ 237,803	\$ -	\$ 237,803	\$ 17,104
40-B173630	SW 15 Street from SW 12 Avenue to SW 14 Avenue	11/17/2016	Resilience and Public Works	3	Active	Final Completion	Transit Half-Cent Surtax 2	City Funds	36000	Streets & Sidewalks	\$ 377,449	\$ 238,474	\$ 130,469	\$ 368,942	\$ 8,507
40-B173636	Kiaora Street Roadway Improvements	3/9/2017	Resilience and Public Works	2	Active	Administrative Close Out	Transit Half-Cent Surtax 1	City Funds	36000	Streets & Sidewalks	\$ 2,832	\$ 2,832	\$ -	\$ 2,832	\$ -
40-B173636	Kiaora Street Roadway Improvements	3/9/2017	Resilience and Public Works	2	Active	Administrative Close Out	Local Option Gas Tax 1	City Funds	36000	Streets & Sidewalks	\$ 100,072	\$ 100,072	\$ -	\$ 100,072	\$ -
40-B173636	Kiaora Street Roadway Improvements	3/9/2017	Resilience and Public Works	2	Active	Administrative Close Out	Transit Half-Cent Surtax 2	City Funds	36000	Streets & Sidewalks	\$ 37,847	\$ 37,847	\$ -	\$ 37,847	\$ -
40-B173636	Kiaora Street Roadway Improvements	3/9/2017	Resilience and Public Works	2	Active	Administrative Close Out	Stormwater Utility Trust Fund 2008	City Funds	36000	Streets & Sidewalks	\$ 50,000	\$ 50,000	\$ -	\$ 50,000	\$ -
40-B173636	Kiaora Street Roadway Improvements	3/9/2017	Resilience and Public Works	2	Active	Administrative Close Out	Local Option Gas Tax 2	City Funds	36000	Streets & Sidewalks	\$ 10,000	\$ 10,000	\$ -	\$ 10,000	\$ -
40-B173639	Hilola Street Roadway Improvements	3/9/2017	Resilience and Public Works	3	Active	Administrative Close Out	Transit Half-Cent Surtax 1	City Funds	36000	Streets & Sidewalks	\$ 281,378	\$ 280,307	\$ 1,070	\$ 281,378	\$ -
40-B173639	Hilola Street Roadway Improvements	3/9/2017	Resilience and Public Works	3	Active	Administrative Close Out	Transit Half-Cent Surtax 2	City Funds	36000	Streets & Sidewalks	\$ 51,138	\$ 51,133	\$ 6	\$ 51,138	\$ -
40-B173639	Hilola Street Roadway Improvements	3/9/2017	Resilience and Public Works	3	Active	Administrative Close Out	Stormwater Utility Trust Fund 2008	City Funds	36000	Streets & Sidewalks	\$ 50,000	\$ 50,000	\$ -	\$ 50,000	\$ -
40-B17364	D5 Neighborhood Signage and Wayfinding	11/17/2016	Resilience and Public Works	5	Active	Construction	Local Option Gas Tax 1	City Funds	36000	Streets & Sidewalks	\$ 13,000	\$ 12,500	\$ 500	\$ 13,000	\$ -
40-B17364	D5 Neighborhood Signage and Wayfinding	11/17/2016	Resilience and Public Works	5	Active	Construction	Transit Half-Cent Surtax 2	City Funds	36000	Streets & Sidewalks	\$ 9,282	\$ 9,282	\$ -	\$ 9,282	\$ -
40-B17364	D5 Neighborhood Signage and Wayfinding	11/17/2016	Resilience and Public Works	5	Active	Construction	Contribution from General Fund 3	City Funds	36000	Streets & Sidewalks	\$ 201,953	\$ 166,860	\$ 34,021	\$ 200,881	\$ 1,072
40-B173641	Traffic Calming Circle at McDonald and Day Aveune	3/9/2017	Resilience and Public Works	2	Active	Final Completion	Contribution from General Fund 3	City Funds	36000	Streets & Sidewalks	\$ 77,000	\$ 58,884	\$ -	\$ 58,884	\$ 18,116
40-B173641	Traffic Calming Circle at McDonald and Day Aveune	3/9/2017	Resilience and Public Works	2	Active	Final Completion	Stormwater Utility Trust Fund 2008	City Funds	36000	Streets & Sidewalks	\$ 7,100	\$ 7,100	\$ -	\$ 7,100	\$ -
40-B173641	Traffic Calming Circle at McDonald and Day Aveune	3/9/2017	Resilience and Public Works	2	Active	Final Completion	Contribution from General Fund-SSL	City Funds	36000	Streets & Sidewalks	\$ 200,000	\$ 199,864	\$ -	\$ 199,864	\$ 136
40-B173642	Belle Meade Traffic Calming Circle	6/22/2017	Resilience and Public Works	5	Active	Design	Transit Half-Cent Surtax 2	City Funds	36000	Streets & Sidewalks	\$ 300,000	\$ 103,482	\$ 25,049	\$ 128,531	\$ 171,469
40-B173642	Belle Meade Traffic Calming Circle	6/22/2017	Resilience and Public Works	5	Active	Design	Contribution from Special Revenue Fund	City Funds	36000	Streets & Sidewalks	\$ 32,132	\$ 32,132	\$ -	\$ 32,132	\$ -
40-B173646	SW 6 ST (24 AVE - Beacom BLVD)	6/22/2017	Resilience and Public Works	3	Adopted	Planning	Contribution from General Fund 3	City Funds	36000	Streets & Sidewalks	\$ 385,521	\$ 55,758	\$ -	\$ 55,758	\$ 329,764
40-B173648	Overtown Greenway along NW 11 Street (NW 7th to 12th Avenue)	3/9/2017	Resilience and Public Works	1	Active	Pre-Construction	Parking Surcharge 2	City Funds	36000	Streets & Sidewalks	\$ 599,999	\$ 2,123	\$ 366,055	\$ 368,177	\$ 231,821
40-B173648	Overtown Greenway along NW 11 Street (NW 7th to 12th Avenue)	3/9/2017	Resilience and Public Works	1	Active	Pre-Construction	Stormwater Utility Trust Fund 2008	City Funds	36000	Streets & Sidewalks	\$ 250,000	\$ 239,524	\$ 8,924	\$ 248,448	\$ 1,552
40-B173648	Overtown Greenway along NW 11 Street (NW 7th to 12th Avenue)	3/9/2017	Resilience and Public Works	1	Active	Pre-Construction	Citywide Landscape	City Funds	36000	Streets & Sidewalks	\$ 55,567	\$ 2,112	\$ -	\$ 2,112	\$ 53,455
40-B173648	Overtown Greenway along NW 11 Street (NW 7th to 12th Avenue)	3/9/2017	Resilience and Public Works	1	Active	Pre-Construction	Florida Department of Transportation	Federal Pass Through State	36000	Streets & Sidewalks	\$ 822,891	\$ 89	\$ 822,802	\$ 822,891	\$ -
40-B17365	D5 Shorecrest Drainage Improvements	11/17/2016	Resilience and Public Works	5	Active	Design	Transit Half-Cent Surtax 2	City Funds	36000	Streets & Sidewalks	\$ 500,000	\$ 490,086	\$ 9,914	\$ 500,000	\$ -
40-B17365	D5 Shorecrest Drainage Improvements	11/17/2016	Resilience and Public Works	5	Active	Design	Parking Surcharge 2	City Funds	36000	Streets & Sidewalks	\$ 1,260,000	\$ 309,796	\$ 948,704	\$ 1,258,501	\$ 1,499
40-B173650	SW 23rd Street Roadway Improvements (25th Avenue - 27th Avenue) D4	3/9/2017	Resilience and Public Works	4	Active	Final Completion	Transit Half-Cent Surtax 2	City Funds	36000	Streets & Sidewalks	\$ 113,185	\$ 113,185	\$ -	\$ 113,185	\$ -
40-B173650	SW 23rd Street Roadway Improvements (25th Avenue - 27th Avenue) D4	3/9/2017	Resilience and Public Works	4	Active	Final Completion	Contribution from General Fund-SSL	City Funds	36000	Streets & Sidewalks	\$ 185,988	\$ 163,167	\$ 16,916	\$ 180,082	\$ 5,906

Detailed Report by Capital Project Number

Project Number	Project Name	Initial Funding Date	Client	District	Status	Phase	Award Name	Award Type	Fund Number	Fund Description	Budget	Actual	Encumbrances	Total Cost	Total Available
40-B173651	SW 23rd Avenue Roadway Improvements (24th Terrace - 25th Terrace) D4	3/9/2017	Resilience and Public Works	4	Active	Final Completion	Transit Half-Cent Surtax 2	City Funds	36000	Streets & Sidewalks	\$ 2,887	\$ 2,887	\$ -	\$ 2,887	\$ -
40-B173651	SW 23rd Avenue Roadway Improvements (24th Terrace - 25th Terrace) D4	3/9/2017	Resilience and Public Works	4	Active	Final Completion	Contribution from General Fund-SSL	City Funds	36000	Streets & Sidewalks	\$ 221,422	\$ 208,180	\$ 13,242	\$ 221,422	\$ -
40-B173652	SW 25 Avenue Roadway Improvements (25th Terrace - 26th Street) D4	3/9/2017	Resilience and Public Works	4	Active	Final Completion	Transit Half-Cent Surtax 2	City Funds	36000	Streets & Sidewalks	\$ 140,534	\$ 140,534	\$ -	\$ 140,534	\$ -
40-B173652	SW 25 Avenue Roadway Improvements (25th Terrace - 26th Street) D4	3/9/2017	Resilience and Public Works	4	Active	Final Completion	Contribution from General Fund-SSL	City Funds	36000	Streets & Sidewalks	\$ 270,835	\$ 261,597	\$ 9,238	\$ 270,835	\$ -
40-B173654	Golden Pines Neighborhood Speed Tables D4	3/9/2017	Resilience and Public Works	4	Adopted	Administrative Close-Out	Transit Half-Cent Surtax 2	City Funds	36000	Streets & Sidewalks	\$ 22,953	\$ 982	\$ -	\$ 982	\$ 21,971
40-B173654	Golden Pines Neighborhood Speed Tables D4	3/9/2017	Resilience and Public Works	4	Adopted	Administrative Close-Out	Contribution from General Fund-SSL	City Funds	36000	Streets & Sidewalks	\$ 30,000	\$ -	\$ -	\$ -	\$ 30,000
40-B173655	Auburndale Traffic Device (SW 32nd Avenue & 2nd Street) D4	3/9/2017	Resilience and Public Works	4	Active	Dry-Run/Permit	Transit Half-Cent Surtax 2	City Funds	36000	Streets & Sidewalks	\$ 232,784	\$ 102,826	\$ 10,585	\$ 113,411	\$ 119,373
40-B173655	Auburndale Traffic Device (SW 32nd Avenue & 2nd Street) D4	3/9/2017	Resilience and Public Works	4	Active	Dry-Run/Permit	Parking Surcharge 2	City Funds	36000	Streets & Sidewalks	\$ 270	\$ 270	\$ -	\$ 270	\$ -
40-B173655	Auburndale Traffic Device (SW 32nd Avenue & 2nd Street) D4	3/9/2017	Resilience and Public Works	4	Active	Dry-Run/Permit	Contribution from General Fund 3	City Funds	36000	Streets & Sidewalks	\$ 14,248	\$ 13,716	\$ -	\$ 13,716	\$ 531
40-B173655	Auburndale Traffic Device (SW 32nd Avenue & 2nd Street) D4	3/9/2017	Resilience and Public Works	4	Active	Dry-Run/Permit	Local Option Gas Tax 2	City Funds	36000	Streets & Sidewalks	\$ 40,000	\$ 40,000	\$ -	\$ 40,000	\$ -
40-B173655	Auburndale Traffic Device (SW 32nd Avenue & 2nd Street) D4	3/9/2017	Resilience and Public Works	4	Active	Dry-Run/Permit	Contribution from General Fund-SSL	City Funds	36000	Streets & Sidewalks	\$ 63,059	\$ 53,057	\$ 10,002	\$ 63,059	\$ -
40-B17368	Flagami Area Milling and Resurfacing	11/17/2016	Resilience and Public Works		Adopted	Planning	Transit Half-Cent Surtax 2	City Funds	36000	Streets & Sidewalks	\$ 500,000	\$ 157	\$ -	\$ 157	\$ 499,843
40-B17370	Fire-Rescue Old Headquarters - Restroom Remodel - D3	10/1/2016	Fire-Rescue	3	Active	Planning	Sanitary Sewer Non-Bond	City Funds	37000	Sanitary Sewers	\$ 100	\$ 100	\$ -	\$ 100	\$ -
40-B17371	Fire Station 2 - Restroom Remodel - D2	10/1/2016	Fire-Rescue	2	Active	Planning	Sanitary Sewer Non-Bond	City Funds	37000	Sanitary Sewers	\$ 155,583	\$ 143,750	\$ 11,833	\$ 155,583	\$ -
40-B173717	African Square Park Restroom Remodel - D5	10/1/2016	Parks and Recreation	5	Adopted	Planning	Sanitary Sewer Non-Bond	City Funds	37000	Sanitary Sewers	\$ 100,000	\$ 13,919	\$ -	\$ 13,919	\$ 86,081
40-B173718	Curtis Park Restroom Remodel - D1	10/1/2016	Parks and Recreation	1	Adopted	Planning	Sanitary Sewer Non-Bond	City Funds	37000	Sanitary Sewers	\$ 22,266	\$ 22,266	\$ -	\$ 22,266	\$ -
40-B173722	Citywide Park Restroom Remodel	10/1/2016	Parks and Recreation	1	Active	Design	Sanitary Sewer Non-Bond	City Funds	37000	Sanitary Sewers	\$ 823,768	\$ 514,338	\$ 5,195	\$ 519,533	\$ 304,236
40-B173724	CW Fire Restroom Remodel	11/1/2016	Fire-Rescue	Citywide	Active	Planning	Sanitary Sewer Non-Bond	City Funds	37000	Sanitary Sewers	\$ 1,001,007	\$ 302,346	\$ 375,391	\$ 677,736	\$ 323,271
40-B173725	GSA Restroom Remodel	3/9/2017	General Service Administration	Citywide	Active	Construction	Sanitary Sewer Non-Bond	City Funds	37000	Sanitary Sewers	\$ 425,000	\$ 376,605	\$ -	\$ 376,605	\$ 48,395
40-B173726	Antonio Maceo Park New Field Restrooms	4/27/2017	Parks and Recreation	1	Active	Construction	Sanitary Sewer Non-Bond	City Funds	37000	Sanitary Sewers	\$ 849,654	\$ 667,581	\$ 167,250	\$ 834,830	\$ 14,824
40-B17373	Fire Station 6 - Restroom Remodel - D1	10/1/2016	Fire-Rescue	1	Active	Planning	Sanitary Sewer Non-Bond	City Funds	37000	Sanitary Sewers	\$ 155,583	\$ 142,142	\$ 13,441	\$ 155,583	\$ -
40-B17375	Fire Station 8 - Restroom Remodel - D2	10/1/2016	Fire-Rescue	2	Active	Planning	Sanitary Sewer Non-Bond	City Funds	37000	Sanitary Sewers	\$ 31,475	\$ 18,034	\$ 13,441	\$ 31,475	\$ -
40-B173844	Woodridge Drainage Improvements	3/9/2017	Resilience and Public Works	2	Active	Administrative Close-Out	Stormwater Utility Trust Fund 2008	City Funds	38000	Storm Sewers	\$ 191,656	\$ 191,656	\$ -	\$ 191,656	\$ -
40-B173845	Solana Road Drainage Improvements	3/9/2017	Resilience and Public Works	2	Active	Administrative Close-Out	Stormwater Utility Trust Fund 2008	City Funds	38000	Storm Sewers	\$ 160,000	\$ 152,260	\$ 5,583	\$ 157,843	\$ 2,157
40-B173846	Klebba Lane Drainage Improvements	3/9/2017	Resilience and Public Works	2	Adopted	Administrative Close-Out	Stormwater Utility Trust Fund 2008	City Funds	38000	Storm Sewers	\$ 243,894	\$ 67,829	\$ -	\$ 67,829	\$ 176,065
40-B173901	Railroad Crossing at NE 42nd Street and South Dixie Highway	4/27/2017	Resilience and Public Works	5	Active	Planning	Contribution from General Fund 3	City Funds	39900	Mass Transit	\$ 724,611	\$ 252,831	\$ -	\$ 252,831	\$ 471,780
40-B173901	Railroad Crossing at NE 42nd Street and South Dixie Highway	4/27/2017	Resilience and Public Works	5	Active	Planning	Florida Department of Economic Opportunity	State	39900	Mass Transit	\$ 500,000	\$ 500,000	\$ -	\$ 500,000	\$ -

Detailed Report by Capital Project Number

Project Number	Project Name	Initial Funding Date	Client	District	Status	Phase	Award Name	Award Type	Fund Number	Fund Description	Budget	Actual	Encumbrances	Total Cost	Total Available
40-B173901	Railroad Crossing at NE 42nd Street and South Dixie Highway	4/27/2017	Resilience and Public Works	5	Active	Planning	Miami-Dade County Transportation and Public Works	County	39900	Mass Transit	\$ 1,401,000	\$ -	\$ -	\$ -	\$ 1,401,000
40-B183102	Office of Capital Improvements Reconfiguration - 8 Floor MRC - CW	10/1/2017	Office of Capital Improvements	Citywide	Active	Administrative Close-Out	Contribution from General Fund 3	City Funds	31000	General Government Projects	\$ 117,491	\$ 117,491	\$ -	\$ 117,491	\$ -
40-B183103	Office of Transportation Management Reconfiguration - CW	10/1/2017	General Service Administration	Citywide	Active	Administrative Close-Out	Contribution from General Fund 3	City Funds	31000	General Government Projects	\$ 6,594	\$ 1,211	\$ -	\$ 1,211	\$ 5,383
40-B183106	GSA Restoration of City Hall Vacant Offices - CW	10/1/2017	General Service Administration	Citywide	Active	Construction	Contribution from General Fund 3	City Funds	31000	General Government Projects	\$ 280,000	\$ 270,244	\$ -	\$ 270,244	\$ 9,756
40-B183107	GSA Cartegraph Work Order Software - CW	10/1/2017	General Service Administration	Citywide	Active	Monitoring	Contribution from General Fund 3	City Funds	31000	General Government Projects	\$ 169,154	\$ 169,154	\$ -	\$ 169,154	\$ -
40-B183114	MHZ P25 Trunked Network System	8/18/2017	General Service Administration	2	Active	Monitoring	Contribution from General Fund 3	City Funds	31000	General Government Projects	\$ 70,000	\$ 26,094	\$ -	\$ 26,094	\$ 43,906
40-B183114	MHZ P25 Trunked Network System	8/18/2017	General Service Administration	2	Active	Monitoring	Signature Public Funding Corporation	Debt Proceeds	31000	General Government Projects	\$ 12,063,000	\$ 10,834,715	\$ -	\$ 10,834,715	\$ 1,228,285
40-B183118	Citywide Fleet Replacement - Building Vehicles	5/1/2018	General Service Administration	Citywide	Active	Non-Infrastructure	Contribution from General Fund 3	City Funds	31000	General Government Projects	\$ 1,992,000	\$ 1,802,561	\$ 1,493	\$ 1,804,054	\$ 187,946
40-B183122	Code Compliance Computerized Enforcement System	5/1/2018	Code Compliance	Citywide	Active	Non-Infrastructure	Contribution from Special Revenue Fund	City Funds	31000	General Government Projects	\$ 1,416,000	\$ 1,416,000	\$ -	\$ 1,416,000	\$ -
40-B183122	Code Compliance Computerized Enforcement System	5/1/2018	Code Compliance	Citywide	Active	Non-Infrastructure	Contribution from General Fund 3	City Funds	31000	General Government Projects	\$ 97,622	\$ 97,622	\$ -	\$ 97,622	\$ -
40-B183135	Renovation of Dilapidated Structures - D5	5/1/2018	Management and Budget	5	Adopted	Planning	Contribution from General Fund 3	City Funds	31000	General Government Projects	\$ 1,000,000	\$ 453,755	\$ 514,725	\$ 968,480	\$ 31,520
40-B183202	COPS Grant Vehicles - CW	10/1/2017	Police	Citywide	Adopted	Planning	Impact Fees - Police	City Funds	32000	Public Safety	\$ 990,000	\$ 809,412	\$ 180,588	\$ 990,000	\$ -
40-B183203	New Police Headquarters Planning Phase - CW	10/1/2017	Police	Citywide	Active	Planning	Impact Fees - Police	City Funds	32000	Public Safety	\$ 106,000	\$ 8,750	\$ -	\$ 8,750	\$ 97,250
40-B183205	Fire Rescue Apparatus - CW	10/1/2017	Fire-Rescue	Citywide	Active	Planning	Contribution from General Fund 3	City Funds	32000	Public Safety	\$ 2,800,000	\$ 2,763,471	\$ 2,498	\$ 2,765,969	\$ 34,031
40-B183206	Police UPS System Upgrade - CW	10/1/2017	Police	Citywide	Active	Construction	Contribution from General Fund 3	City Funds	32000	Public Safety	\$ 150,000	\$ 59,763	\$ -	\$ 59,763	\$ 90,237
40-B183207	Fire Station No. 1	2/28/2018	Fire-Rescue	Citywide	Active	Planning	Public Benefit Contribution - FDG Rail Holdings 25	Private	32000	Public Safety	\$ 500,000	\$ -	\$ -	\$ -	\$ 500,000
40-B183210	CCTV Integration with ShotSpotter	5/1/2018	Police	Citywide	Adopted	Planning	Impact Fees 2	City Funds	32000	Public Safety	\$ 9,250	\$ -	\$ -	\$ -	\$ 9,250
40-B183210	CCTV Integration with ShotSpotter	5/1/2018	Police	Citywide	Adopted	Planning	Contribution from General Fund 3	City Funds	32000	Public Safety	\$ 210,750	\$ 152,539	\$ 36,165	\$ 188,703	\$ 22,047
40-B183401	First Presbyterian Church Ph I	6/22/2017	Resilience and Public Works	2	Active	Construction	Contribution from General Fund 3	City Funds	34000	Public Facilities-CIP	\$ 1,317,455	\$ 997,409	\$ 295,988	\$ 1,293,397	\$ 24,058
40-B183401	First Presbyterian Church Ph I	6/22/2017	Resilience and Public Works	2	Active	Construction	Florida Inland Navigation District	State	34000	Public Facilities-CIP	\$ 725,484	\$ 671,170	\$ 53,701	\$ 724,871	\$ 613
40-B183402	Knight Center Vessel Dockage - D2	10/1/2017	Real Estate and Asset Management	2	Active	Administrative Close-Out	Contribution from General Fund 3	City Funds	34000	Public Facilities-CIP	\$ 1,331,000	\$ 135,674	\$ -	\$ 135,674	\$ 1,195,326
40-B183402	Knight Center Vessel Dockage - D2	10/1/2017	Real Estate and Asset Management	2	Active	Administrative Close-Out	Florida Inland Navigation District	State	34000	Public Facilities-CIP	\$ 1,250,000	\$ -	\$ -	\$ -	\$ 1,250,000
40-B183403	Miami Convention Center Repairs and Maintenance- CW	10/1/2017	Real Estate and Asset Management	2	Active	Administrative Close-Out	Contribution from Special Revenue Fund	City Funds	34000	Public Facilities-CIP	\$ 46,000	\$ 46,000	\$ -	\$ 46,000	\$ -
40-B183403	Miami Convention Center Repairs and Maintenance- CW	10/1/2017	Real Estate and Asset Management	2	Active	Administrative Close-Out	Contribution from General Fund 3	City Funds	34000	Public Facilities-CIP	\$ 1,033,138	\$ 1,033,138	\$ -	\$ 1,033,138	\$ -
40-B183404	MiaMarina Emergency Repairs	11/16/2017	Real Estate and Asset Management	2	Active	Annual Capital Refurbishment	10% Marinas Revenue	City Funds	34000	Public Facilities-CIP	\$ 51,574	\$ -	\$ -	\$ -	\$ 51,574
40-B183404	MiaMarina Emergency Repairs	11/16/2017	Real Estate and Asset Management	2	Active	Annual Capital Refurbishment	Miamarina Ticket Surcharge Revenue	City Funds	34000	Public Facilities-CIP	\$ 34,672	\$ 32,109	\$ -	\$ 32,109	\$ 2,563
40-B183406	MiaMarina Ticket Surcharge - Capital Operations and Improvements	11/16/2017	Real Estate and Asset Management	2	Active	Administrative Close-Out	Miamarina Ticket Surcharge Revenue	City Funds	34000	Public Facilities-CIP	\$ 2,780,362	\$ 2,646,731	\$ 49,844	\$ 2,696,574	\$ 83,787
40-B183407	Pier Repairs-MiaMarina	11/16/2017	Real Estate and Asset Management	2	Active	Pre-Construction	Contribution from Special Revenue Fund	City Funds	34000	Public Facilities-CIP	\$ 110,000	\$ 110,000	\$ -	\$ 110,000	\$ -

Detailed Report by Capital Project Number

Project Number	Project Name	Initial Funding Date	Client	District	Status	Phase	Award Name	Award Type	Fund Number	Fund Description	Budget	Actual	Encumbrances	Total Cost	Total Available
40-B183407	Pier Repairs-MiaMarina	11/16/2017	Real Estate and Asset Management	2	Active	Pre-Construction	10% Marinas Revenue	City Funds	34000	Public Facilities-CIP	\$ 377,000	\$ 38,814	\$ 280,011	\$ 318,825	\$ 58,175
40-B183407	Pier Repairs-MiaMarina	11/16/2017	Real Estate and Asset Management	2	Active	Pre-Construction	Miamarina Ticket Surcharge Revenue	City Funds	34000	Public Facilities-CIP	\$ 281,250	\$ 110,403	\$ 170,847	\$ 281,250	
40-B183408	Miscellaneous Repairs - Seminole Dinghy Dock & Boat Ramp	11/16/2017	Real Estate and Asset Management	2	Active	Administrative Close-Out	Contribution from Special Revenue Fund	City Funds	34000	Public Facilities-CIP	\$ 6,339	\$ -	\$ -	\$ -	\$ 6,339
40-B183408	Miscellaneous Repairs - Seminole Dinghy Dock & Boat Ramp	11/16/2017	Real Estate and Asset Management	2	Active	Administrative Close-Out	10% Marinas Revenue	City Funds	34000	Public Facilities-CIP	\$ 42,000	\$ 81,313	\$ -	\$ 81,313	\$ (39,313)
40-B183409	Miscellaneous Repairs - Watson Island Boat Ramp	11/16/2017	Real Estate and Asset Management	2	Active	Annual Capital Refurbishment	10% Marinas Revenue	City Funds	34000	Public Facilities-CIP	\$ 44,177	\$ 14,446	\$ -	\$ 14,446	\$ 29,731
40-B183410	Dinner Key Marina Emergency Repairs/Replacements	11/16/2017	Real Estate and Asset Management	2	Active	Annual Capital Refurbishment	10% Marinas Revenue	City Funds	34000	Public Facilities-CIP	\$ 162,166	\$ 185,126	\$ -	\$ 185,126	\$ (22,960)
40-B183411	Allapattah Elderly Center Roof Replacement - D1	2/22/2018	Real Estate and Asset Management	1	Active	Administrative Close-Out	Contribution from General Fund 3	City Funds	34000	Public Facilities-CIP	\$ 178,759	\$ 178,759	\$ -	\$ 178,759	\$ -
40-B183413	Manuel Artime Dressing Room	5/1/2018	Real Estate and Asset Management	3	Active	Administrative Close-Out	Contribution from Special Revenue Fund	City Funds	34000	Public Facilities-CIP	\$ 24,300	\$ 24,300	\$ -	\$ 24,300	\$ -
40-B183413	Manuel Artime Dressing Room	5/1/2018	Real Estate and Asset Management	3	Active	Administrative Close-Out	Contribution from General Fund 3	City Funds	34000	Public Facilities-CIP	\$ 27,695	\$ 27,695	\$ -	\$ 27,695	\$ -
40-B183413	Manuel Artime Dressing Room	5/1/2018	Real Estate and Asset Management	3	Active	Administrative Close-Out	Contribution from General Fund-SSL	City Funds	34000	Public Facilities-CIP	\$ 19	\$ 19	\$ -	\$ 19	\$ -
40-B183414	Fort Dallas Worker's House Renovations	5/1/2018	Real Estate and Asset Management	2	Active	Planning	Contribution from Special Revenue Fund	City Funds	34000	Public Facilities-CIP	\$ 98,021	\$ -	\$ -	\$ -	\$ 98,021
40-B183415	D3 Park Land Acquisition (LAQ)	5/1/2018	Parks and Recreation	3	Active	Administrative Close-Out	Impact Fees 2	City Funds	34000	Public Facilities-CIP	\$ 4,922,291	\$ 4,913,380	\$ 8,911	\$ 4,922,291	\$ -
40-B183415	D3 Park Land Acquisition (LAQ)	5/1/2018	Parks and Recreation	3	Active	Administrative Close-Out	Impact Fees - Parks	City Funds	34000	Public Facilities-CIP	\$ 6,883,002	\$ 6,882,402	\$ 600	\$ 6,883,002	\$ -
40-B183416	Real Estate Acquisition and Accessible Housing in District 3	6/1/2018	Real Estate and Asset Management	3	Active	Administrative Close-Out	Contribution from General Fund 3	City Funds	34000	Public Facilities-CIP	\$ 2,293,702	\$ 1,111,508	\$ 11,965	\$ 1,123,473	\$ 1,170,229
40-B183500	Myers Park Phase I (Seawall and Boat Ramp Improvement) - D2	10/1/2017	Parks and Recreation	2	Active	Construction	Local Option Gas Tax 1	City Funds	35000	Parks & Recreation	\$ 65,532	\$ 2,166	\$ -	\$ 2,166	\$ 63,366
40-B183500	Myers Park Phase I (Seawall and Boat Ramp Improvement) - D2	10/1/2017	Parks and Recreation	2	Active	Construction	Transit Half-Cent Surtax 2	City Funds	35000	Parks & Recreation	\$ 118,109	\$ 2,733	\$ -	\$ 2,733	\$ 115,376
40-B183500	Myers Park Phase I (Seawall and Boat Ramp Improvement) - D2	10/1/2017	Parks and Recreation	2	Active	Construction	Contribution from General Fund 3	City Funds	35000	Parks & Recreation	\$ 300,000	\$ 72,488	\$ 57,646	\$ 130,134	\$ 169,866
40-B183500	Myers Park Phase I (Seawall and Boat Ramp Improvement) - D2	10/1/2017	Parks and Recreation	2	Active	Construction	Impact Fees - Parks	City Funds	35000	Parks & Recreation	\$ 2,594,093	\$ 292,710	\$ 2,250,546	\$ 2,543,256	\$ 50,837
40-B183500	Myers Park Phase I (Seawall and Boat Ramp Improvement) - D2	10/1/2017	Parks and Recreation	2	Active	Construction	Florida Inland Navigation District	State	35000	Parks & Recreation	\$ 41,362	\$ 40,362	\$ 1,000	\$ 41,362	\$ -
40-B183500	Myers Park Phase I (Seawall and Boat Ramp Improvement) - D2	10/1/2017	Parks and Recreation	2	Active	Construction	Florida Inland Navigation District	State	35000	Parks & Recreation	\$ 841,500	\$ -	\$ 798,281	\$ 798,281	\$ 43,220
40-B183501	Adult Fitness Zone Enhancements - CW	10/1/2017	Parks and Recreation	Citywide	Active	Design	Contribution from Special Revenue Fund	City Funds	35000	Parks & Recreation	\$ 100,000	\$ -	\$ -	\$ -	\$ 100,000
40-B183501	Adult Fitness Zone Enhancements - CW	10/1/2017	Parks and Recreation	Citywide	Active	Design	Impact Fees - Parks	City Funds	35000	Parks & Recreation	\$ 500,000	\$ 490,451	\$ 297	\$ 490,749	\$ 9,252
40-B183502	Recreation Software - CW	10/1/2017	Parks and Recreation	Citywide	Active	Design	Impact Fees - Parks	City Funds	35000	Parks & Recreation	\$ 550,000	\$ 495,575	\$ 15,225	\$ 510,800	\$ 39,200
40-B183504	Alice Wainwright Park Enhance	10/1/2017	Parks and Recreation	2	Active	Dry-Run/Permit	Sanitary Sewer Non-Bond	City Funds	35000	Parks & Recreation	\$ 294,311	\$ 25,585	\$ -	\$ 25,585	\$ 268,727
40-B183504	Alice Wainwright Park Enhance	10/1/2017	Parks and Recreation	2	Active	Dry-Run/Permit	Impact Fees - Parks	City Funds	35000	Parks & Recreation	\$ 750,000	\$ 541,534	\$ 98,802	\$ 640,336	\$ 109,664
40-B1835045	Alice Wainwright Park Restroom Remodel	6/1/2018	Parks and Recreation	2	Active	Dry-Run/Permit	Sanitary Sewer Non-Bond	City Funds	37000	Sanitary Sewers	\$ 405,689	\$ 29,954	\$ -	\$ 29,954	\$ 375,734
40-B183505	West End Park Pool and Enhancements	10/1/2017	Parks and Recreation	4	Active	Pre-Construction	Sanitary Sewer Non-Bond	City Funds	35000	Parks & Recreation	\$ 73,252	\$ 33,514	\$ -	\$ 33,514	\$ 39,738
40-B183505	West End Park Pool and Enhancements	10/1/2017	Parks and Recreation	4	Active	Pre-Construction	Impact Fees 2	City Funds	35000	Parks & Recreation	\$ 73,506	\$ 73,506	\$ -	\$ 73,506	\$ -
40-B183505	West End Park Pool and Enhancements	10/1/2017	Parks and Recreation	4	Active	Pre-Construction	Contribution from General Fund 3	City Funds	35000	Parks & Recreation	\$ 11,653	\$ 8,753	\$ 2,900	\$ 11,653	\$ -
40-B183505	West End Park Pool and Enhancements	10/1/2017	Parks and Recreation	4	Active	Pre-Construction	Impact Fees - Parks	City Funds	35000	Parks & Recreation	\$ 1,530,000	\$ 552,618	\$ 443,918	\$ 996,536	\$ 533,464

Detailed Report by Capital Project Number

Project Number	Project Name	Initial Funding Date	Client	District	Status	Phase	Award Name	Award Type	Fund Number	Fund Description	Budget	Actual	Encumbrances	Total Cost	Total Available
40-B183505	West End Park Pool and Enhancements	10/1/2017	Parks and Recreation	4	Active	Pre-Construction	Miami Forever Bonds - Parks S1A	Debt Proceeds	35000	Parks & Recreation	\$ 500,000	\$ 482,935	\$ 17,065	\$ 500,000	\$ -
40-B183505	West End Park Pool and Enhancements	10/1/2017	Parks and Recreation	4	Active	Pre-Construction	American Rescue Plan Act	Federal	35000	Parks & Recreation	\$ 8,330,000	\$ -	\$ -	\$ -	\$ 8,330,000
40-B183505A	Construction Manager at Risk Services at West End Park	10/1/2017	Parks and Recreation	4	Active	Planning	Miami Forever Bonds - Parks S2A	Debt Proceeds	35000	Parks & Recreation	\$ 6,000,000	\$ -	\$ 74,500	\$ 74,500	\$ 5,925,500
40-B183506	Charles Hadley Park General Plan and Enhancements - D5	10/1/2017	Parks and Recreation	5	Active	Final Completion	Impact Fees 2	City Funds	35000	Parks & Recreation	\$ 243,248	\$ 243,248	\$ -	\$ 243,248	\$ -
40-B183506	Charles Hadley Park General Plan and Enhancements - D5	10/1/2017	Parks and Recreation	5	Active	Final Completion	Contribution from General Fund 3	City Funds	35000	Parks & Recreation	\$ 200,816	\$ 59,179	\$ 141,627	\$ 200,806	\$ 10
40-B183506	Charles Hadley Park General Plan and Enhancements - D5	10/1/2017	Parks and Recreation	5	Active	Final Completion	Impact Fees - Parks	City Funds	35000	Parks & Recreation	\$ 590,000	\$ 514,458	\$ 74,664	\$ 589,122	\$ 878
40-B183507	Simonhoff Mini Park Enhance	10/1/2017	Parks and Recreation	5	Adopted	Planning	Impact Fees - Parks	City Funds	35000	Parks & Recreation	\$ 400,000	\$ -	\$ -	\$ -	\$ 400,000
40-B183510	Museum Park Improvement	10/1/2017	Parks and Recreation	Citywide	Active	Administrative Close-Out	OMNI CRA Contribution	City Funds	35000	Parks & Recreation	\$ 8,700,000	\$ 8,700,000	\$ -	\$ 8,700,000	
40-B183511	Little Haiti Cultural Complex Facility Improvements - D5	10/1/2017	Parks and Recreation	5	Active	Design	Contribution from General Fund 3	City Funds	35000	Parks & Recreation	\$ 1,610,000	\$ 1,300,575	\$ 11,750	\$ 1,312,325	\$ 297,675
40-B183511	Little Haiti Cultural Complex Facility Improvements - D5	10/1/2017	Parks and Recreation	5	Active	Design	Florida Cultural Facilities Program	State	35000	Parks & Recreation	\$ 78,250	\$ 78,250	\$ -	\$ 78,250	\$ -
40-B183512	Citywide Pool Structural Improvements - CW	10/1/2017	Parks and Recreation	Citywide	Active	Planning	Contribution from General Fund 3	City Funds	35000	Parks & Recreation	\$ 279,839	\$ 6,139	\$ -	\$ 6,139	\$ 273,699
40-B183513	Jimbo's Lagoon	11/16/2017	Parks and Recreation	2	Active	Dry-Run/Permit	Contribution from General Fund 3	City Funds	35000	Parks & Recreation	\$ 203,709	\$ 51,386	\$ 32,160	\$ 83,545	\$ 120,164
40-B183513	Jimbo's Lagoon	11/16/2017	Parks and Recreation	2	Active	Dry-Run/Permit	Impact Fees - Parks	City Funds	35000	Parks & Recreation	\$ 133,000	\$ 72,807	\$ 60,193	\$ 133,000	\$ -
40-B183514	Sherdavia Jenkins Improvements	11/16/2017	Parks and Recreation	5	Adopted	Planning	Impact Fees 2	City Funds	35000	Parks & Recreation	\$ 101,551	\$ -	\$ -	\$ -	\$ 101,551
40-B183515	Belafonte Tacolcy Park Improvements	11/16/2017	Parks and Recreation	5	Active	Administrative Close-Out	Contribution from General Fund 3	City Funds	35000	Parks & Recreation	\$ 204,789	\$ 200,496	\$ 4,291	\$ 204,787	\$ 3
40-B183515	Belafonte Tacolcy Park Improvements	11/16/2017	Parks and Recreation	5	Active	Administrative Close-Out	Impact Fees - Parks	City Funds	35000	Parks & Recreation	\$ 250,000	\$ -	\$ -	\$ -	\$ 250,000
40-B183517	Regatta Park Enhancements	11/16/2017	Parks and Recreation	2	Active	Planning	Contribution from Special Revenue Fund	City Funds	35000	Parks & Recreation	\$ 53,800	\$ 53,778	\$ 22	\$ 53,800	\$ -
40-B183517	Regatta Park Enhancements	11/16/2017	Parks and Recreation	2	Active	Planning	Contribution from General Fund 3	City Funds	35000	Parks & Recreation	\$ 70,000	\$ 44,800	\$ -	\$ 44,800	\$ 25,200
40-B183517	Regatta Park Enhancements	11/16/2017	Parks and Recreation	2	Active	Planning	Private - TVM Productions	Private	35000	Parks & Recreation	\$ 18,404	\$ 18,404	\$ -	\$ 18,404	\$ -
40-B183518	Peacock Park Roof Replacement	11/16/2017	Parks and Recreation	2	Active	Administrative Close-Out	Contribution from Special Revenue Fund	City Funds	35000	Parks & Recreation	\$ 111,789	\$ 111,613	\$ 175	\$ 111,788	\$ 1
40-B183518	Peacock Park Roof Replacement	11/16/2017	Parks and Recreation	2	Active	Administrative Close-Out	Contribution from General Fund 3	City Funds	35000	Parks & Recreation	\$ 4,058	\$ 4,013	\$ 45	\$ 4,058	\$ -
40-B183519	Pocket Park - 21 NE 16 Street	2/22/2018	Parks and Recreation	5	Adopted	Planning	Impact Fees 2	City Funds	35000	Parks & Recreation	\$ 220,000	\$ -	\$ -	\$ -	\$ 220,000
40-B183520	Gibson Park Enhancements	2/22/2018	Parks and Recreation	5	Active	Planning	Impact Fees 1	City Funds	35000	Parks & Recreation	\$ 6,520	\$ 6,520	\$ -	\$ 6,520	\$ -
40-B183520	Gibson Park Enhancements	2/22/2018	Parks and Recreation	5	Active	Planning	Impact Fees 2	City Funds	35000	Parks & Recreation	\$ 136,980	\$ 117,197	\$ 5,820	\$ 123,017	\$ 13,963
40-B183524	Melreese Gulf Course Enhancements	6/1/2018	Parks and Recreation	1	Adopted	Planning	Miami Sports and Exhibition Authority	City Funds	35000	Parks & Recreation	\$ 298,452	\$ 232,819	\$ -	\$ 232,819	\$ 65,634
40-B183526	Bay of Pigs Park	7/26/2018	Parks and Recreation	4	Active	Final Completion	Contribution from Special Revenue Fund	City Funds	35000	Parks & Recreation	\$ 9,220	\$ -	\$ -	\$ -	\$ 9,220
40-B183526	Bay of Pigs Park	7/26/2018	Parks and Recreation	4	Active	Final Completion	Parking Surcharge 2	City Funds	35000	Parks & Recreation	\$ 300,000	\$ 289,128	\$ 10,872	\$ 300,000	\$ -
40-B183526	Bay of Pigs Park	7/26/2018	Parks and Recreation	4	Active	Final Completion	Impact Fees 2	City Funds	35000	Parks & Recreation	\$ 708,000	\$ 689,427	\$ 18,573	\$ 708,000	\$ -
40-B183526	Bay of Pigs Park	7/26/2018	Parks and Recreation	4	Active	Final Completion	Impact Fees - Parks	City Funds	35000	Parks & Recreation	\$ 342,000	\$ 299,273	\$ 42,727	\$ 342,000	\$ -
40-B183526	Bay of Pigs Park	7/26/2018	Parks and Recreation	4	Active	Final Completion	Miami Forever Bonds - Parks S1A	Debt Proceeds	35000	Parks & Recreation	\$ 310,000	\$ 310,000	\$ -	\$ 310,000	\$ -
40-B183526	Bay of Pigs Park	7/26/2018	Parks and Recreation	4	Active	Final Completion	Miami Parking Authority	Other Local Units	35000	Parks & Recreation	\$ 250,000	\$ 250,000	\$ -	\$ 250,000	\$ -
40-B183526	Bay of Pigs Park	7/26/2018	Parks and Recreation	4	Active	Final Completion	Miami Forever Bonds - Parks S3A	Debt Proceeds	35000	Parks & Recreation	\$ 175,000	\$ 131,601	\$ 10,703	\$ 142,304	\$ 32,696

Detailed Report by Capital Project Number

Project Number	Project Name	Initial Funding Date	Client	District	Status	Phase	Award Name	Award Type	Fund Number	Fund Description	Budget	Actual	Encumbrances	Total Cost	Total Available
40-B18354313602	Gerry Curtis Park/Damage #22424	9/5/2017	Parks and Recreation	1	Active	Planning	FEMA - Hurricane Irma	Federal Pass Through State	35000	Parks & Recreation	\$ 48,000	\$ 6,306	\$ 18,200	\$ 24,506	\$ 23,494
40-B183600	Citywide Tree Planting	10/1/2017	Resilience and Public Works	Citywide	Adopted	Planning	Contribution from Special Revenue Fund	City Funds	36000	Streets & Sidewalks	\$ 4,929,000	\$ 615,168	\$ 3,487,368	\$ 4,102,536	\$ 826,464
40-B183601	Tree Master Plan - CW	10/1/2017	Parks and Recreation	Citywide	Active	Non-Infrastructure	Contribution from Special Revenue Fund	City Funds	36000	Streets & Sidewalks	\$ 1,211,000	\$ 493,050	\$ 550,122	\$ 1,043,173	\$ 167,827
40-B183602	Coral Gate Wall Maintenance - D4	10/1/2017	Resilience and Public Works	4	Active	Planning	Contribution from General Fund 3	City Funds	36000	Streets & Sidewalks	\$ 95,000	\$ 4,734	\$ -	\$ 4,734	\$ 90,266
40-B183603	Miami River Greenway Curtis Park East	10/12/2017	Resilience and Public Works	1	Active	Dry-Run/Permit	Contribution from Special Revenue Fund	City Funds	36000	Streets & Sidewalks	\$ 147,000	\$ 24,363	\$ 93,332	\$ 117,695	\$ 29,305
40-B183603	Miami River Greenway Curtis Park East	10/12/2017	Resilience and Public Works	1	Active	Dry-Run/Permit	Contribution from General Fund 3	City Funds	36000	Streets & Sidewalks	\$ 333,000	\$ 258,783	\$ 1	\$ 258,784	\$ 74,216
40-B183606	Cartegraph Data Inventory	11/16/2017	Resilience and Public Works	Citywide	Active	Administrative Close Out	Contribution from Special Revenue Fund	City Funds	36000	Streets & Sidewalks	\$ 945,700	\$ 945,175	\$ 0	\$ 945,175	\$ 525
40-B183607	Auburndale Traffic Calming	11/16/2017	Resilience and Public Works	4	Active	Final Completion	Contribution from General Fund-SSL	City Funds	36000	Streets & Sidewalks	\$ 35,359	\$ 33,359	\$ -	\$ 33,359	\$ 2,000
40-B183608	La Pastorita Neighborhood Roadway Improvements	11/16/2017	Resilience and Public Works	4	Active	Planning	Transit Half-Cent Surtax 2	City Funds	36000	Streets & Sidewalks	\$ 157,869	\$ 157,869	\$ -	\$ 157,869	\$ -
40-B183608	La Pastorita Neighborhood Roadway Improvements	11/16/2017	Resilience and Public Works	4	Active	Planning	Parking Surcharge 2	City Funds	36000	Streets & Sidewalks	\$ 424,330	\$ 224,258	\$ 35,697	\$ 259,955	\$ 164,375
40-B183608	La Pastorita Neighborhood Roadway Improvements	11/16/2017	Resilience and Public Works	4	Active	Planning	Contribution from General Fund 3	City Funds	36000	Streets & Sidewalks	\$ 65,370	\$ 1,901	\$ 63,469	\$ 65,370	\$ -
40-B183608	La Pastorita Neighborhood Roadway Improvements	11/16/2017	Resilience and Public Works	4	Active	Planning	Contribution from General Fund-SSL	City Funds	36000	Streets & Sidewalks	\$ 32,204	\$ 27,503	\$ 4,700	\$ 32,204	\$ -
40-B183609	SW 22 Terrace Traffic Calming	11/16/2017	Resilience and Public Works	3	Active	Final Completion	Contribution from General Fund 3	City Funds	36000	Streets & Sidewalks	\$ 35,000	\$ 32,383	\$ 2,595	\$ 34,978	\$ 22
40-B183610	West Grove Roadway Improvements	11/16/2017	Resilience and Public Works	2	Active	Design	Transit Half-Cent Surtax 1	City Funds	36000	Streets & Sidewalks	\$ 0	\$ 0	\$ -	\$ 0	\$ -
40-B183610	West Grove Roadway Improvements	11/16/2017	Resilience and Public Works	2	Active	Design	Local Option Gas Tax 1	City Funds	36000	Streets & Sidewalks	\$ 0	\$ 0	\$ -	\$ 0	\$ -
40-B183610	West Grove Roadway Improvements	11/16/2017	Resilience and Public Works	2	Active	Design	Transit Half-Cent Surtax 2	City Funds	36000	Streets & Sidewalks	\$ 0	\$ 0	\$ -	\$ 0	\$ -
40-B183610	West Grove Roadway Improvements	11/16/2017	Resilience and Public Works	2	Active	Design	Contribution from Special Revenue Fund	City Funds	36000	Streets & Sidewalks	\$ 150,000	\$ 78,490	\$ 71,510	\$ 150,000	\$ -
40-B183610	West Grove Roadway Improvements	11/16/2017	Resilience and Public Works	2	Active	Design	Parking Surcharge 2	City Funds	36000	Streets & Sidewalks	\$ 86,088	\$ 18,587	\$ 14,269	\$ 32,855	\$ 53,233
40-B183610	West Grove Roadway Improvements	11/16/2017	Resilience and Public Works	2	Active	Design	Contribution from General Fund 3	City Funds	36000	Streets & Sidewalks	\$ 12,263	\$ 12,263	\$ -	\$ 12,263	\$ -
40-B183610	West Grove Roadway Improvements	11/16/2017	Resilience and Public Works	2	Active	Design	Stormwater Utility Trust Fund 2008	City Funds	36000	Streets & Sidewalks	\$ 36,348	\$ 28,324	\$ 8,023	\$ 36,348	\$ -
40-B183610	West Grove Roadway Improvements	11/16/2017	Resilience and Public Works	2	Active	Design	Contribution from General Fund-SSL	City Funds	36000	Streets & Sidewalks	\$ 200,000	\$ 143,815	\$ 56,185	\$ 200,000	\$ -
40-B183611	NW 17th Street from NW 27 to NW 32 Avenue	11/16/2017	Resilience and Public Works	1	Active	Design	Transit Half-Cent Surtax 2	City Funds	36000	Streets & Sidewalks	\$ 62,000	\$ 55,239	\$ 6,761	\$ 62,000	\$ -
40-B183611	NW 17th Street from NW 27 to NW 32 Avenue	11/16/2017	Resilience and Public Works	1	Active	Design	Contribution from Special Revenue Fund	City Funds	36000	Streets & Sidewalks	\$ 188,000	\$ 182,426	\$ 2,641	\$ 185,067	\$ 2,933
40-B183611	NW 17th Street from NW 27 to NW 32 Avenue	11/16/2017	Resilience and Public Works	1	Active	Design	Miami Forever Bonds - Sea Level S1A	Debt Proceeds	36000	Streets & Sidewalks	\$ 1,797,928	\$ 286,457	\$ 79,516	\$ 365,973	\$ 1,431,955
40-B183611	NW 17th Street from NW 27 to NW 32 Avenue	11/16/2017	Resilience and Public Works	1	Active	Design	Miami-Dade County WASD	County	36000	Streets & Sidewalks	\$ 71,386	\$ 54,012	\$ 17,374	\$ 71,386	\$ -
40-B183611A	NW 17th Street from NW 32 to NW 37 Avenue	5/1/2018	Resilience and Public Works	1	Active	Design	Transit Half-Cent Surtax 1	City Funds	36000	Streets & Sidewalks	\$ 58,540	\$ 39,402	\$ 19,139	\$ 58,540	\$ -
40-B183611A	NW 17th Street from NW 32 to NW 37 Avenue	5/1/2018	Resilience and Public Works	1	Active	Design	Impact Fees 1	City Funds	36000	Streets & Sidewalks	\$ 6,931	\$ 6,931	\$ -	\$ 6,931	\$ -
40-B183611A	NW 17th Street from NW 32 to NW 37 Avenue	5/1/2018	Resilience and Public Works	1	Active	Design	Stormwater Utility Trust Fund	City Funds	36000	Streets & Sidewalks	\$ 9,171	\$ 9,171	\$ -	\$ 9,171	\$ -
40-B183611A	NW 17th Street from NW 32 to NW 37 Avenue	5/1/2018	Resilience and Public Works	1	Active	Design	Transit Half-Cent Surtax 2	City Funds	36000	Streets & Sidewalks	\$ 205,545	\$ 156,037	\$ 49,508	\$ 205,545	\$ -
40-B183611A	NW 17th Street from NW 32 to NW 37 Avenue	5/1/2018	Resilience and Public Works	1	Active	Design	Contribution from Special Revenue Fund	City Funds	36000	Streets & Sidewalks	\$ 399,640	\$ 26,965	\$ 83,225	\$ 110,190	\$ 289,450
40-B183611A	NW 17th Street from NW 32 to NW 37 Avenue	5/1/2018	Resilience and Public Works	1	Active	Design	Parking Surcharge 2	City Funds	36000	Streets & Sidewalks	\$ 1,000,000	\$ 55,758	\$ -	\$ 55,758	\$ 944,242
40-B183611A	NW 17th Street from NW 32 to NW 37 Avenue	5/1/2018	Resilience and Public Works	1	Active	Design	Contribution from General Fund 3	City Funds	36000	Streets & Sidewalks	\$ 423,756	\$ 47,667	\$ 2,900	\$ 50,567	\$ 373,188
40-B183611A	NW 17th Street from NW 32 to NW 37 Avenue	5/1/2018	Resilience and Public Works	1	Active	Design	Stormwater Utility Trust Fund 2008	City Funds	36000	Streets & Sidewalks	\$ 5,722	\$ 5,722	\$ -	\$ 5,722	\$ -

Detailed Report by Capital Project Number

Project Number	Project Name	Initial Funding Date	Client	District	Status	Phase	Award Name	Award Type	Fund Number	Fund Description	Budget	Actual	Encumbrances	Total Cost	Total Available
40-B183611A	NW 17th Street from NW 32 to NW 37 Avenue	5/1/2018	Resilience and Public Works	1	Active	Design	Local Option Gas Tax 2	City Funds	36000	Streets & Sidewalks	\$ 57,218	\$ 21,511	\$ -	\$ 21,511	\$ 35,707
40-B183611A	NW 17th Street from NW 32 to NW 37 Avenue	5/1/2018	Resilience and Public Works	1	Active	Design	Miami-Dade County WASD	County	36000	Streets & Sidewalks	\$ 53,125	\$ 31,361	\$ 21,764	\$ 53,125	\$ -
40-B183612	Charles Avenue from Main Highway to South Douglas Road	11/16/2017	Resilience and Public Works	2	Active	Design	Stormwater Utility Trust Fund	City Funds	36000	Streets & Sidewalks	\$ 0	\$ 0	\$ 0	\$ 0	\$ -
40-B183612	Charles Avenue from Main Highway to South Douglas Road	11/16/2017	Resilience and Public Works	2	Active	Design	Transit Half-Cent Surtax 2	City Funds	36000	Streets & Sidewalks	\$ 129,284	\$ 99,904	\$ 24,708	\$ 124,612	\$ 4,672
40-B183612	Charles Avenue from Main Highway to South Douglas Road	11/16/2017	Resilience and Public Works	2	Active	Design	Parking Surcharge 2	City Funds	36000	Streets & Sidewalks	\$ 174,045	\$ 12,624	\$ -	\$ 12,624	\$ 161,421
40-B183612	Charles Avenue from Main Highway to South Douglas Road	11/16/2017	Resilience and Public Works	2	Active	Design	Contribution from General Fund 3	City Funds	36000	Streets & Sidewalks	\$ 99,297	\$ 83,572	\$ 12,519	\$ 96,091	\$ 3,206
40-B183612	Charles Avenue from Main Highway to South Douglas Road	11/16/2017	Resilience and Public Works	2	Active	Design	Stormwater Utility Trust Fund 2008	City Funds	36000	Streets & Sidewalks	\$ 100,000	\$ 5,419	\$ -	\$ 5,419	\$ 94,581
40-B183612	Charles Avenue from Main Highway to South Douglas Road	11/16/2017	Resilience and Public Works	2	Active	Design	Local Option Gas Tax 2	City Funds	36000	Streets & Sidewalks	\$ 18,309	\$ 7,330	\$ 10,979	\$ 18,309	\$ -
40-B183612	Charles Avenue from Main Highway to South Douglas Road	11/16/2017	Resilience and Public Works	2	Active	Design	Contribution from General Fund-SSL	City Funds	36000	Streets & Sidewalks	\$ 40,494	\$ 18,250	\$ 22,244	\$ 40,494	\$ -
40-B183612	Charles Avenue from Main Highway to South Douglas Road	11/16/2017	Resilience and Public Works	2	Active	Design	Street Bonds - Series 2018C	Debt Proceeds	36000	Streets & Sidewalks	\$ 0	\$ -	\$ -	\$ -	\$ 0
40-B183613	DDA Biscayne Green Lane Elimination Analysis	11/14/2017	Resilience and Public Works	2	Active	Administrative Close-Out	Contribution from General Fund 3	City Funds	36000	Streets & Sidewalks	\$ 7,420	\$ 5,045	\$ 612	\$ 5,656	\$ 1,763
40-B183613	DDA Biscayne Green Lane Elimination Analysis	11/14/2017	Resilience and Public Works	2	Active	Administrative Close-Out	Local Option Gas Tax 2	City Funds	36000	Streets & Sidewalks	\$ 2,666	\$ -	\$ -	\$ -	\$ 2,666
40-B183613	DDA Biscayne Green Lane Elimination Analysis	11/14/2017	Resilience and Public Works	2	Active	Administrative Close-Out	Florida Department of Transportation	Federal	36000	Streets & Sidewalks	\$ 421,829	\$ 417,665	\$ 4,164	\$ 421,829	\$ -
40-B183613	DDA Biscayne Green Lane Elimination Analysis	11/14/2017	Resilience and Public Works	2	Active	Administrative Close-Out	Downtown Development Authority	Other Local Units	36000	Streets & Sidewalks	\$ 54,801	\$ 54,801	\$ -	\$ 54,801	\$ -
40-B183614	Metromover Station Access Improvements	10/1/2018	Resilience and Public Works	Citywide	Active	Administrative Close-Out	Contribution from Special Revenue Fund	City Funds	36000	Streets & Sidewalks	\$ 31,579	\$ 27,162	\$ 4,417	\$ 31,579	\$ -
40-B183614	Metromover Station Access Improvements	10/1/2018	Resilience and Public Works	Citywide	Active	Administrative Close-Out	Downtown Developmental Regional Impact (DDRI) - Transportation	City Funds	36000	Streets & Sidewalks	\$ 11,533	\$ 11,533	\$ -	\$ 11,533	\$ -
40-B183615	Citywide Neighborhood Speed Reduction Signage	5/1/2018	Resilience and Public Works	Citywide	Active	Final Completion	Contribution from General Fund 3	City Funds	36000	Streets & Sidewalks	\$ 1,056,000	\$ 988,170	\$ 63,876	\$ 1,052,046	\$ 3,954
40-B183616	NE Miami Court Railroad Crossing Closure	5/1/2018	Resilience and Public Works	5	Active	Planning	Contribution from General Fund 3	City Funds	36000	Streets & Sidewalks	\$ 385,389	\$ 120,352	\$ 59,964	\$ 180,316	\$ 205,073
40-B183617	Citywide Beautification	5/1/2018	Resilience and Public Works	Citywide	Active	Planning	Contribution from Special Revenue Fund	City Funds	36000	Streets & Sidewalks	\$ 7,100,000	\$ 6,396,413	\$ 7,097	\$ 6,403,510	\$ 696,490
40-B183617	Citywide Beautification	5/1/2018	Resilience and Public Works	Citywide	Active	Planning	Citywide Landscape	City Funds	36000	Streets & Sidewalks	\$ 2,895	\$ -	\$ -	\$ -	\$ 2,895
40-B183700	Solid Waste Restroom Remodel Project	5/1/2019	Solid Waste	Citywide	Active	Dry-Run/Permit	Sanitary Sewer Non-Bond	City Funds	39000	Solid Waste-CIP	\$ 60,000	\$ 37,807	\$ 2	\$ 37,809	\$ 22,191
40-B183700	Solid Waste Restroom Remodel Project	5/1/2019	Solid Waste	Citywide	Active	Dry-Run/Permit	Contribution from General Fund 3	City Funds	39000	Solid Waste-CIP	\$ 2,143	\$ 1,418	\$ -	\$ 1,418	\$ 725
40-B183800	Orange Bowl Stormwater Pump Station Renovations	5/1/2018	Resilience and Public Works	3	Adopted	Administrative Close-Out	Local Option Gas Tax 1	City Funds	38000	Storm Sewers	\$ 172,400	\$ 172,400	\$ -	\$ 172,400	\$ -
40-B183900	SW Heavy Machinery Acquisition	10/1/2017	General Service Administration	Citywide	Active	Planning	Contribution from General Fund 3	City Funds	39000	Solid Waste-CIP	\$ 3,980,894	\$ 3,269,894	\$ 390,551	\$ 3,660,445	\$ 320,449
40-B183900	SW Heavy Machinery Acquisition	10/1/2017	General Service Administration	Citywide	Active	Planning	Impact Fees - General Government	City Funds	39000	Solid Waste-CIP	\$ 3,774,000	\$ 3,672,365	\$ -	\$ 3,672,365	\$ 101,635
40-B183902	Solid Waste Department Building Retrofit	10/1/2017	Solid Waste	1	Active	Construction	Contribution from General Fund 3	City Funds	39000	Solid Waste-CIP	\$ 664,000	\$ 183,159	\$ 14,060	\$ 197,219	\$ 466,781
40-B183902	Solid Waste Department Building Retrofit	10/1/2017	Solid Waste	1	Active	Construction	FEMA - Wind Retrofit	Federal Pass Through State	39000	Solid Waste-CIP	\$ 707,362	\$ 191,804	\$ 479,611	\$ 671,416	\$ 35,947
40-B183991	Flagami Trolley Signage	6/1/2018	Resilience and Public Works	1	Adopted	Planning	Transit Half-Cent Surtax 2	City Funds	39900	Mass Transit	\$ 220,156	\$ 83,599	\$ 9,089	\$ 92,687	\$ 127,469
40-B193101	Environmental Compliance Monitoring	10/1/2018	Office of Capital Improvements	Citywide	Active	Monitoring	Contribution from General Fund 3	City Funds	31000	General Government Projects	\$ 560,794	\$ 446,174	\$ 49,999	\$ 496,173	\$ 64,621
40-B193101A	Citywide Environmental Compliance Construction CW	10/1/2019	Real Estate and Asset Management	Citywide	Active	Monitoring	Contribution from General Fund 3	City Funds	31000	General Government Projects	\$ 154,775	\$ 53,824	\$ 1,555	\$ 55,379	\$ 99,396

Detailed Report by Capital Project Number

Project Number	Project Name	Initial Funding Date	Client	District	Status	Phase	Award Name	Award Type	Fund Number	Fund Description	Budget	Actual	Encumbrances	Total Cost	Total Available
40-B193113A	New Administration Building - Owners Representative	10/1/2019	Real Estate and Asset Management	Citywide	Active	Planning	City Administration Building Financing	Debt Proceeds	31600	City Administration Building Financing	\$ 300,000	\$ 45,830	\$ -	\$ 45,830	\$ 254,170
40-B193202	Virtual Policing for Violent Crimes	10/1/2018	Police	Citywide	Active	Non-Infrastructure	Impact Fees - Police	City Funds	32000	Public Safety	\$ 1,154,000	\$ 1,150,106	\$ -	\$ 1,150,106	\$ 3,894
40-B193203	Mounted Police Horse Stable Repairs	10/1/2018	Police	5	Active	Construction	Contribution from General Fund 3	City Funds	32000	Public Safety	\$ 162,943	\$ 160,221	\$ 2,626	\$ 162,847	\$ 96
40-B193203	Mounted Police Horse Stable Repairs	10/1/2018	Police	5	Active	Construction	Contribution from General Fund-SSL	City Funds	32000	Public Safety	\$ 567	\$ 567	\$ -	\$ 567	\$ -
40-B193205	South District Police Station Misc. Repairs	12/13/2018	Police	3	Active	Construction	Impact Fees 1	City Funds	32000	Public Safety	\$ 196	\$ -	\$ -	\$ -	\$ 196
40-B193205	South District Police Station Misc. Repairs	12/13/2018	Police	3	Active	Construction	Impact Fees 2	City Funds	32000	Public Safety	\$ 63,718	\$ 22,900	\$ -	\$ 22,900	\$ 40,818
40-B193205	South District Police Station Misc. Repairs	12/13/2018	Police	3	Active	Construction	Contribution from General Fund 3	City Funds	32000	Public Safety	\$ 29,429	\$ 20,079	\$ -	\$ 20,079	\$ 9,350
40-B193206	Renewals Trane Chillers COP	12/13/2018	Police	Citywide	Active	Annual Capital Refurbishment	Impact Fees - Police	City Funds	32000	Public Safety	\$ 200,000	\$ 120,000	\$ 77,066	\$ 197,066	\$ 2,934
40-B193207	Fire Facilities Resiliency Project (FS10) - Design	12/13/2018	Fire-Rescue	Citywide	Active	Design	Impact Fees - Fire	City Funds	32000	Public Safety	\$ 195,000	\$ 19,887	\$ 97,454	\$ 117,341	\$ 77,659
40-B193207	Fire Facilities Resiliency Project (FS10) - Design	12/13/2018	Fire-Rescue	Citywide	Active	Design	Miami Forever Bonds - Public Safety S1A	Debt Proceeds	32000	Public Safety	\$ 420,000	\$ 128,754	\$ 291,246	\$ 420,000	\$ -
40-B193208	Health and Wellness Center - Fire Rescue	12/13/2018	Fire-Rescue	Citywide	Active	Planning	Impact Fees 1	City Funds	32000	Public Safety	\$ 1,588	\$ 1,529	\$ 0	\$ 1,529	\$ 59
40-B193208	Health and Wellness Center - Fire Rescue	12/13/2018	Fire-Rescue	Citywide	Active	Planning	Impact Fees - Fire	City Funds	32000	Public Safety	\$ 678,524	\$ 643,484	\$ 24,741	\$ 668,225	\$ 10,300
40-B193401	Manuel Artime Theater Renovation	12/13/2018	Real Estate and Asset Management	3	Active	Construction	Contribution from Special Revenue Fund	City Funds	34000	Public Facilities-CIP	\$ 68,590	\$ 48,346	\$ 20,244	\$ 68,590	\$ -
40-B193401	Manuel Artime Theater Renovation	12/13/2018	Real Estate and Asset Management	3	Active	Construction	Contribution from General Fund 3	City Funds	34000	Public Facilities-CIP	\$ 149,043	\$ 88,145	\$ 29,511	\$ 117,656	\$ 31,387
40-B193402	Dinner Key Marina	12/13/2018	Real Estate and Asset Management	Citywide	Active	Administrative Close-Out	Sanitary Sewer Non-Bond	City Funds	34000	Public Facilities-CIP	\$ 128,163	\$ 128,163	\$ -	\$ 128,163	\$ -
40-B193402	Dinner Key Marina	12/13/2018	Real Estate and Asset Management	Citywide	Active	Administrative Close-Out	Contribution from Special Revenue Fund	City Funds	34000	Public Facilities-CIP	\$ 111,203	\$ 111,203	\$ -	\$ 111,203	\$ -
40-B193402	Dinner Key Marina	12/13/2018	Real Estate and Asset Management	Citywide	Active	Administrative Close-Out	Contribution from General Fund 3	City Funds	34000	Public Facilities-CIP	\$ 960,347	\$ 960,347	\$ -	\$ 960,347	\$ -
40-B193402	Dinner Key Marina	12/13/2018	Real Estate and Asset Management	Citywide	Active	Administrative Close-Out	10% Marinas Revenue	City Funds	34000	Public Facilities-CIP	\$ 276,098	\$ 276,098	\$ -	\$ 276,098	\$ -
40-B193402	Dinner Key Marina	12/13/2018	Real Estate and Asset Management	Citywide	Active	Administrative Close-Out	Contribution from General Fund-SSL	City Funds	34000	Public Facilities-CIP	\$ 267,536	\$ 169,009	\$ 40,584	\$ 209,593	\$ 57,944
40-B193402	Dinner Key Marina	12/13/2018	Real Estate and Asset Management	Citywide	Active	Administrative Close-Out	FEMA - Hurricane Irma	Federal Pass Through State	34000	Public Facilities-CIP	\$ 10,935,983	\$ 10,498,536	\$ 40,161	\$ 10,538,697	\$ 397,286
40-B193402	Dinner Key Marina	12/13/2018	Real Estate and Asset Management	Citywide	Active	Administrative Close-Out	Hurricane Irma Insurance Proceeds	City Funds	34000	Public Facilities-CIP	\$ 6,544,334	\$ 6,544,334	\$ -	\$ 6,544,334	\$ -
40-B193402	Dinner Key Marina	12/13/2018	Real Estate and Asset Management	Citywide	Active	Administrative Close-Out	Hurricane Irma Hazard Mitigation	City Funds	34000	Public Facilities-CIP	\$ 511,128	\$ 468,689	\$ 1,146	\$ 469,835	\$ 41,293
40-B193402	Dinner Key Marina	12/13/2018	Real Estate and Asset Management	Citywide	Active	Administrative Close-Out	Florida Inland Navigation District	State	34000	Public Facilities-CIP	\$ 1,999,480	\$ 1,999,480	\$ -	\$ 1,999,480	\$ -
40-B193402	Dinner Key Marina	12/13/2018	Real Estate and Asset Management	Citywide	Active	Administrative Close-Out	Florida Inland Navigation District	State	34000	Public Facilities-CIP	\$ 1,999,744	\$ 1,978,607	\$ -	\$ 1,978,607	\$ 21,137
40-B193402A	Dinner Key Marina Breakwaters Mitigation 406	9/5/2017	Real Estate and Asset Management	2	Active	Design	Contribution from General Fund 3	City Funds	34000	Public Facilities-CIP	\$ 500,000	\$ 5,514	\$ 150,231	\$ 155,746	\$ 344,254
40-B193402A	Dinner Key Marina Breakwaters Mitigation 406	9/5/2017	Real Estate and Asset Management	2	Active	Design	Hurricane Irma Hazard Mitigation	City Funds	34000	Public Facilities-CIP	\$ 7,393,822	\$ 542,355	\$ 949,967	\$ 1,492,322	\$ 5,901,500
40-B193403	Marlins W3 Surface Lot Repairs and Drainage Improvements	5/1/2019	Real Estate and Asset Management	3	Active	Administrative Close-Out	Contribution from General Fund 1	City Funds	34000	Public Facilities-CIP	\$ 50,000	\$ 50,000	\$ -	\$ 50,000	\$ -
40-B193403	Marlins W3 Surface Lot Repairs and Drainage Improvements	5/1/2019	Real Estate and Asset Management	3	Active	Administrative Close-Out	Contribution from Special Revenue Fund	City Funds	34000	Public Facilities-CIP	\$ 105,000	\$ 72,668	\$ -	\$ 72,668	\$ 32,332
40-B193403	Marlins W3 Surface Lot Repairs and Drainage Improvements	5/1/2019	Real Estate and Asset Management	3	Active	Administrative Close-Out	Parking Revenue Bonds-Taxable Series 2010B	City Funds	34000	Public Facilities-CIP	\$ 324,204	\$ 312,160	\$ -	\$ 312,160	\$ 12,044
40-B193404	Flagler Worker's House - Structural Renovation	5/1/2018	Parks and Recreation	Citywide	Active	Design	Contribution from General Fund 1	City Funds	34000	Public Facilities-CIP	\$ 57,401	\$ 28,257	\$ 29,143	\$ 57,401	\$ -
40-B193404	Flagler Worker's House - Structural Renovation	5/1/2018	Parks and Recreation	Citywide	Active	Design	Contribution from Special Revenue Fund	City Funds	34000	Public Facilities-CIP	\$ 239,000	\$ 15,621	\$ 121,391	\$ 137,011	\$ 101,989
40-B193404	Flagler Worker's House - Structural Renovation	5/1/2018	Parks and Recreation	Citywide	Active	Design	Contribution from General Fund 3	City Funds	34000	Public Facilities-CIP	\$ 445,814	\$ 50,099	\$ 0	\$ 50,099	\$ 395,715

Detailed Report by Capital Project Number

Project Number	Project Name	Initial Funding Date	Client	District	Status	Phase	Award Name	Award Type	Fund Number	Fund Description	Budget	Actual	Encumbrances	Total Cost	Total Available
40-B193405	Seminole Boat Ramp Pavers Repairs	5/1/2019	Real Estate and Asset Management	2	Active	Dry-Run/Permit	Contribution from Special Revenue Fund	City Funds	34000	Public Facilities-CIP	\$ 8,314	\$ 8,314	\$ -	\$ 8,314	\$ -
40-B193406	Seminole Dingy Dock Repairs	5/1/2019	Real Estate and Asset Management	2	Active	Annual Capital Refurbishment	Contribution from Special Revenue Fund	City Funds	34000	Public Facilities-CIP	\$ 54,000	\$ 54,000	\$ -	\$ 54,000	\$ -
40-B193500	Jose Marti Park Seawall, Riverwalk, and Kayak Launch, FIND Phase I	12/13/2018	Parks and Recreation	3	Active	Dry-Run/Permit	Impact Fees 2	City Funds	35000	Parks & Recreation	\$ 152,777	\$ 152,777	\$ -	\$ 152,777	\$ -
40-B193500	Jose Marti Park Seawall, Riverwalk, and Kayak Launch, FIND Phase I	12/13/2018	Parks and Recreation	3	Active	Dry-Run/Permit	Impact Fees - Parks	City Funds	35000	Parks & Recreation	\$ 350,662	\$ 142,194	\$ 22,032	\$ 164,226	\$ 186,436
40-B193500	Jose Marti Park Seawall, Riverwalk, and Kayak Launch, FIND Phase I	12/13/2018	Parks and Recreation	3	Active	Dry-Run/Permit	Florida Inland Navigation District	State	35000	Parks & Recreation	\$ 149,347	\$ 149,096	\$ -	\$ 149,096	\$ 251
40-B193501	Little River Mini Park - Phase 1	12/13/2018	Parks and Recreation	5	Active	Dry-Run/Permit	Impact Fees - Parks	City Funds	35000	Parks & Recreation	\$ 553,284	\$ 90,088	\$ 6,322	\$ 96,410	\$ 456,874
40-B193501	Little River Mini Park - Phase 1	12/13/2018	Parks and Recreation	5	Active	Dry-Run/Permit	Florida Inland Navigation District	State	35000	Parks & Recreation	\$ 41,990	\$ 33,292	\$ 5,822	\$ 39,113	\$ 2,877
40-B193502	Parks FIND Grant Match PHII	10/1/2018	Parks and Recreation	Citywide	Adopted	Planning	Impact Fees - Parks	City Funds	35000	Parks & Recreation	\$ 58,483	\$ -	\$ -	\$ -	\$ 58,483
40-B193503	Parks Fitness Equipment Replacement Citywide	10/1/2018	Parks and Recreation	Citywide	Active	Planning	Contribution from General Fund 3	City Funds	35000	Parks & Recreation	\$ 40,000	\$ 29,532	\$ -	\$ 29,532	\$ 10,468
40-B193504	Parks Environmental Control Protection - Uprooted Trees	10/1/2018	Parks and Recreation	Citywide	Active	Monitoring	Contribution from General Fund 3	City Funds	35000	Parks & Recreation	\$ 836,488	\$ 352,593	\$ 70,169	\$ 422,762	\$ 413,726
40-B193504A	Parks Environmental Control Protection Construction CW	10/1/2019	Parks and Recreation	Citywide	Active	Design	Contribution from General Fund 3	City Funds	35000	Parks & Recreation	\$ 1,525,641	\$ 556,947	\$ 86,872	\$ 643,820	\$ 881,821
40-B193504A	Parks Environmental Control Protection Construction CW	10/1/2019	Parks and Recreation	Citywide	Active	Design	Contribution from General Fund-SSL	City Funds	35000	Parks & Recreation	\$ 16,738	\$ 1,250	\$ 15,488	\$ 16,738	\$ -
40-B193508	City-wide Parks Access and Mobility Renovations	12/13/2018	Parks and Recreation	Citywide	Active	Construction	Miami Forever Bonds - Parks S1A	Debt Proceeds	35000	Parks & Recreation	\$ 2,212,000	\$ 2,191,637	\$ 20,164	\$ 2,211,802	\$ 198
40-B193509	City-wide Parks Playground Renovations	12/13/2018	Parks and Recreation	Citywide	Active	Pre-Construction	Miami Forever Bonds - Parks S1A	Debt Proceeds	35000	Parks & Recreation	\$ 2,788,200	\$ 2,615,504	\$ 172,696	\$ 2,788,200	\$ -
40-B193510	City-wide Parks Roofing Reconstruction	12/13/2018	Parks and Recreation	Citywide	Active	Construction	Miami Forever Bonds - Parks S1A	Debt Proceeds	35000	Parks & Recreation	\$ 655,400	\$ 647,855	\$ 7,545	\$ 655,400	\$ -
40-B193511	Curtis Park Community Center Design	12/13/2018	Parks and Recreation	1	Active	Dry-Run/Permit	Impact Fees - Parks	City Funds	35000	Parks & Recreation	\$ 782,000	\$ 303,924	\$ 187,426	\$ 491,351	\$ 290,649
40-B193511	Curtis Park Community Center Design	12/13/2018	Parks and Recreation	1	Active	Dry-Run/Permit	Miami Forever Bonds - Parks S1A	Debt Proceeds	35000	Parks & Recreation	\$ 400,000	\$ 344,156	\$ 55,062	\$ 399,218	\$ 782
40-B193511	Curtis Park Community Center Design	12/13/2018	Parks and Recreation	1	Active	Dry-Run/Permit	American Rescue Plan Act	Federal	35000	Parks & Recreation	\$ 700,000	\$ -	\$ -	\$ -	\$ 700,000
40-B193512	Armbrister Park Community Center Design	12/13/2018	Parks and Recreation	2	Active	Dry-Run/Permit	Impact Fees - Parks	City Funds	35000	Parks & Recreation	\$ 624,000	\$ 132,399	\$ 321,317	\$ 453,717	\$ 170,284
40-B193512	Armbrister Park Community Center Design	12/13/2018	Parks and Recreation	2	Active	Dry-Run/Permit	Miami Forever Bonds - Parks S1A	Debt Proceeds	35000	Parks & Recreation	\$ 400,000	\$ 394,899	\$ -	\$ 394,899	\$ 5,101
40-B193513	Moore Park Gym Design and Construction	12/13/2018	Parks and Recreation	5	Active	Dry-Run/Permit	Impact Fees 2	City Funds	35000	Parks & Recreation	\$ 300,000	\$ 300,000	\$ -	\$ 300,000	\$ -
40-B193513	Moore Park Gym Design and Construction	12/13/2018	Parks and Recreation	5	Active	Dry-Run/Permit	Contribution from General Fund 3	City Funds	35000	Parks & Recreation	\$ 83,564	\$ 14,730	\$ -	\$ 14,730	\$ 68,834
40-B193513	Moore Park Gym Design and Construction	12/13/2018	Parks and Recreation	5	Active	Dry-Run/Permit	Impact Fees - Parks	City Funds	35000	Parks & Recreation	\$ 200,000	\$ 39,855	\$ 160,145	\$ 200,000	\$ -
40-B193513	Moore Park Gym Design and Construction	12/13/2018	Parks and Recreation	5	Active	Dry-Run/Permit	Miami Forever Bonds - Parks S1A	Debt Proceeds	35000	Parks & Recreation	\$ 6,800,000	\$ 441,563	\$ 65,510	\$ 507,073	\$ 6,292,927
40-B193514	Coral Way Park Expansion and Enhancements	12/13/2018	Parks and Recreation	3	Active	Design	Miami Forever Bonds - Parks S1A	Debt Proceeds	35000	Parks & Recreation	\$ 925,000	\$ 230,432	\$ 154,167	\$ 384,599	\$ 540,401
40-B193515	Riverside Park Renovations and Enhancements	12/13/2018	Parks and Recreation	3	Active	Design	Impact Fees - Parks	City Funds	35000	Parks & Recreation	\$ 1,000,000	\$ -	\$ -	\$ -	\$ 1,000,000
40-B193515	Riverside Park Renovations and Enhancements	12/13/2018	Parks and Recreation	3	Active	Design	Miami Forever Bonds - Parks S1A	Debt Proceeds	35000	Parks & Recreation	\$ 995,000	\$ 650,390	\$ 55,316	\$ 705,707	\$ 289,293
40-B193516	Bryan Park Playground Renovations and Park Enhancements	12/13/2018	Parks and Recreation	4	Active	Administrative Close-Out	Miami Forever Bonds - Parks S1A	Debt Proceeds	35000	Parks & Recreation	\$ 650,000	\$ 649,934	\$ -	\$ 649,934	\$ 66
40-B193517	New Park at 3699/3701 SW 1st AVE	12/13/2018	Parks and Recreation	3	Active	A/E Selection	Impact Fees - Parks	City Funds	35000	Parks & Recreation	\$ 500,000	\$ 65,620	\$ -	\$ 65,620	\$ 434,380
40-B193517	New Park at 3699/3701 SW 1st AVE	12/13/2018	Parks and Recreation	3	Active	A/E Selection	Miami Forever Bonds - Parks S1A	Debt Proceeds	35000	Parks & Recreation	\$ 1,200,000	\$ 182,817	\$ 438,407	\$ 621,224	\$ 578,776

Detailed Report by Capital Project Number

Project Number	Project Name	Initial Funding Date	Client	District	Status	Phase	Award Name	Award Type	Fund Number	Fund Description	Budget	Actual	Encumbrances	Total Cost	Total Available
40-B193518	New Park at 2200 SW 9th AVE & 910 SW 22nd RD	12/13/2018	Parks and Recreation	3	Active	Administrative Close Out	Miami Forever Bonds - Parks S1A	Debt Proceeds	35000	Parks & Recreation	\$ 1,000,000	\$ 148,855	\$ 25,992	\$ 174,848	\$ 825,152
40-B193519	Sewell Park Seawall Reconstruction - Phase I D1	10/1/2019	Parks and Recreation	1	Active	Design	Impact Fees - Parks	City Funds	35000	Parks & Recreation	\$ 774,683	\$ 116,216	\$ 70,856	\$ 187,072	\$ 587,611
40-B193519	Sewell Park Seawall Reconstruction - Phase I D1	10/1/2019	Parks and Recreation	1	Active	Design	Florida Inland Navigation District	State	35000	Parks & Recreation	\$ 408,595	\$ 51,236	\$ 70,856	\$ 122,092	\$ 286,504
40-B193521	Fairlawn Community Park	5/1/2019	Parks and Recreation	4	Active	Design	Impact Fees 2	City Funds	35000	Parks & Recreation	\$ 41,000	\$ 39,963	\$ 1,037	\$ 41,000	\$ -
40-B193521	Fairlawn Community Park	5/1/2019	Parks and Recreation	4	Active	Design	Impact Fees - Parks	City Funds	35000	Parks & Recreation	\$ 1,650,000	\$ 344,305	\$ 104,854	\$ 449,158	\$ 1,200,842
40-B193522	Gold Star Family Memorial Mini Park	5/1/2019	Parks and Recreation	4	Active	Dry-Run/Permit	Impact Fees 2	City Funds	35000	Parks & Recreation	\$ 64,592	\$ 59,321	\$ 5,271	\$ 64,592	\$ -
40-B193522	Gold Star Family Memorial Mini Park	5/1/2019	Parks and Recreation	4	Active	Dry-Run/Permit	Contribution from General Fund 3	City Funds	35000	Parks & Recreation	\$ 225,000	\$ 36,883	\$ -	\$ 36,883	\$ 188,117
40-B193522	Gold Star Family Memorial Mini Park	5/1/2019	Parks and Recreation	4	Active	Dry-Run/Permit	Citywide Landscape	City Funds	35000	Parks & Recreation	\$ 150,141	\$ 582	\$ -	\$ 582	\$ 149,559
40-B193522	Gold Star Family Memorial Mini Park	5/1/2019	Parks and Recreation	4	Active	Dry-Run/Permit	Contribution from General Fund-SSL	City Funds	35000	Parks & Recreation	\$ 294,000	\$ 134,578	\$ -	\$ 134,578	\$ 159,422
40-B193522	Gold Star Family Memorial Mini Park	5/1/2019	Parks and Recreation	4	Active	Dry-Run/Permit	Impact Fees - Parks	City Funds	35000	Parks & Recreation	\$ 625,315	\$ 571,263	\$ 54,053	\$ 625,315	\$ -
40-B193522A	Silver Bluff Dog Run Park	6/10/2021	Parks and Recreation	4	Active	Design	Impact Fees 2	City Funds	35000	Parks & Recreation	\$ 6,094	\$ 5,401	\$ -	\$ 5,401	\$ 692
40-B193522A	Silver Bluff Dog Run Park	6/10/2021	Parks and Recreation	4	Active	Design	Contribution from General Fund-SSL	City Funds	35000	Parks & Recreation	\$ 213,000	\$ 89,097	\$ 121,355	\$ 210,451	\$ 2,549
40-B193522A	Silver Bluff Dog Run Park	6/10/2021	Parks and Recreation	4	Active	Design	Miami Forever Bonds - Parks S2A	Debt Proceeds	35000	Parks & Recreation	\$ 350,000	\$ 9,301	\$ -	\$ 9,301	\$ 340,699
40-B193523	Silver Bluff Park Improvement and Enhancements	5/1/2019	Parks and Recreation	4	Active	Dry-Run/Permit	Contribution from General Fund 3	City Funds	35000	Parks & Recreation	\$ 225,000	\$ -	\$ -	\$ -	\$ 225,000
40-B193523	Silver Bluff Park Improvement and Enhancements	5/1/2019	Parks and Recreation	4	Active	Dry-Run/Permit	Impact Fees - Parks	City Funds	35000	Parks & Recreation	\$ 325,428	\$ 179,056	\$ 39,809	\$ 218,864	\$ 106,563
40-B193524	Coral Gate Parks Improvements and Enhancements	5/1/2019	Parks and Recreation	4	Active	Administrative Close Out	Impact Fees 2	City Funds	35000	Parks & Recreation	\$ 50,000	\$ 50,000	\$ -	\$ 50,000	\$ -
40-B193524	Coral Gate Parks Improvements and Enhancements	5/1/2019	Parks and Recreation	4	Active	Administrative Close Out	Impact Fees - Parks	City Funds	35000	Parks & Recreation	\$ 174,572	\$ 174,572	\$ -	\$ 174,572	\$ -
40-B193525	Deadlined Equipment - Grounds Maintenance	5/1/2019	Parks and Recreation	Citywide	Adopted	Planning	Contribution from Special Revenue Fund	City Funds	35000	Parks & Recreation	\$ 509,000	\$ 494,732	\$ -	\$ 494,732	\$ 14,268
40-B193525	Deadlined Equipment - Grounds Maintenance	5/1/2019	Parks and Recreation	Citywide	Adopted	Planning	Contribution from General Fund 3	City Funds	35000	Parks & Recreation	\$ 83,457	\$ 80,000	\$ 1,313	\$ 81,313	\$ 2,144
40-B193526	Emergency Repairs at Blanche Park	6/27/2019	Parks and Recreation	2	Adopted	Planning	Contribution from General Fund 3	City Funds	35000	Parks & Recreation	\$ 359,004	\$ 333,075	\$ 1,863	\$ 334,938	\$ 24,066
40-B193600	Temporary Platform for NE Connector (TPO match)	10/1/2018	Resilience and Public Works		Adopted	Planning	Parking Surcharge 2	City Funds	36000	Streets & Sidewalks	\$ 702,000	\$ -	\$ -	\$ -	\$ 702,000
40-B193601	Coral Nook Circle	10/1/2018	Resilience and Public Works	3	Active	Final Completion	Transit Half-Cent Surtax 2	City Funds	36000	Streets & Sidewalks	\$ 37,000	\$ 3,829	\$ -	\$ 3,829	\$ 33,171
40-B193601	Coral Nook Circle	10/1/2018	Resilience and Public Works	3	Active	Final Completion	Contribution from Special Revenue Fund	City Funds	36000	Streets & Sidewalks	\$ 560,000	\$ 519,318	\$ 40,409	\$ 559,727	\$ 273
40-B193601	Coral Nook Circle	10/1/2018	Resilience and Public Works	3	Active	Final Completion	Contribution from General Fund 3	City Funds	36000	Streets & Sidewalks	\$ 33,000	\$ -	\$ -	\$ -	\$ 33,000
40-B193601	Coral Nook Circle	10/1/2018	Resilience and Public Works	3	Active	Final Completion	Contribution from General Fund-SSL	City Funds	36000	Streets & Sidewalks	\$ 100,000	\$ 97,968	\$ 2,032	\$ 100,000	\$ -
40-B193601	Coral Nook Circle	10/1/2018	Resilience and Public Works	3	Active	Final Completion	Miami-Dade County General Obligation Bond	County	36000	Streets & Sidewalks	\$ 577,811	\$ 571,739	\$ 6,072	\$ 577,811	\$ -
40-B193602	Brickell Key - Bridge	10/1/2018	Resilience and Public Works	2	Active	Design	Contribution from Special Revenue Fund	City Funds	36000	Streets & Sidewalks	\$ 160,000	\$ 154,646	\$ -	\$ 154,646	\$ 5,354
40-B193602	Brickell Key - Bridge	10/1/2018	Resilience and Public Works	2	Active	Design	Downtown Developmental Regional Impact (DDRI) - Transportation	City Funds	36000	Streets & Sidewalks	\$ 1,966,000	\$ 23,266	\$ 220,864	\$ 244,130	\$ 1,721,870
40-B193602	Brickell Key - Bridge	10/1/2018	Resilience and Public Works	2	Active	Design	Downtown Developmental Regional Impact (DDRI) - Administration	City Funds	36000	Streets & Sidewalks	\$ 2,654,000	\$ 33,766	\$ -	\$ 33,766	\$ 2,620,234
40-B193611	D1 Roadway Project	10/1/2018	Resilience and Public Works	1	Active	Annual Capital Refurbishment	Contribution from Special Revenue Fund	City Funds	36000	Streets & Sidewalks	\$ 66,342	\$ -	\$ -	\$ -	\$ 66,342
40-B193611	D1 Roadway Project	10/1/2018	Resilience and Public Works	1	Active	Annual Capital Refurbishment	Contribution from General Fund 3	City Funds	36000	Streets & Sidewalks	\$ 300,000	\$ -	\$ -	\$ -	\$ 300,000

Detailed Report by Capital Project Number

Project Number	Project Name	Initial Funding Date	Client	District	Status	Phase	Award Name	Award Type	Fund Number	Fund Description	Budget	Actual	Encumbrances	Total Cost	Total Available
40-B193612	D2 Roadway Project	10/1/2018	Resilience and Public Works	2	Active	Annual Capital Refurbishment	Contribution from General Fund 3	City Funds	36000	Streets & Sidewalks	\$ 300,000	\$ 214,622	\$ -	\$ 214,622	\$ 85,378
40-B193613	D3 Roadway Project	10/1/2018	Resilience and Public Works	3	Active	Annual Capital Refurbishment	Contribution from Special Revenue Fund	City Funds	36000	Streets & Sidewalks	\$ 21,528	\$ -	\$ -	\$ -	\$ 21,528
40-B193613	D3 Roadway Project	10/1/2018	Resilience and Public Works	3	Active	Annual Capital Refurbishment	Contribution from General Fund 3	City Funds	36000	Streets & Sidewalks	\$ 267,000	\$ -	\$ -	\$ -	\$ 267,000
40-B193614	D4 Roadway Project	10/1/2018	Resilience and Public Works	4	Active	Annual Capital Refurbishment	Contribution from Special Revenue Fund	City Funds	36000	Streets & Sidewalks	\$ 32,061	\$ -	\$ -	\$ -	\$ 32,061
40-B193615	Buena Vista Neighborhood Traffic Calming Phase II (D5 Roadway Project)	10/1/2018	Resilience and Public Works	5	Active	Construction	Contribution from Special Revenue Fund	City Funds	36000	Streets & Sidewalks	\$ 450,000	\$ 317,948	\$ 132,052	\$ 450,000	\$ -
40-B193615	Buena Vista Neighborhood Traffic Calming Phase II (D5 Roadway Project)	10/1/2018	Resilience and Public Works	5	Active	Construction	Contribution from General Fund 3	City Funds	36000	Streets & Sidewalks	\$ 248,745	\$ 55,577	\$ 99,447	\$ 155,023	\$ 93,722
40-B193615	Buena Vista Neighborhood Traffic Calming Phase II (D5 Roadway Project)	10/1/2018	Resilience and Public Works	5	Active	Construction	Citywide Landscape	City Funds	36000	Streets & Sidewalks	\$ 19,600	\$ 2,160	\$ 17,440	\$ 19,600	\$ -
40-B193618	SW 16th Avenue Traffic Calming	12/13/2018	Resilience and Public Works	3	Active	Administrative Close Out	Transit Half-Cent Surtax 2	City Funds	36000	Streets & Sidewalks	\$ 11,299	\$ 11,299	\$ -	\$ 11,299	\$ -
40-B193618	SW 16th Avenue Traffic Calming	12/13/2018	Resilience and Public Works	3	Active	Administrative Close Out	Contribution from General Fund 3	City Funds	36000	Streets & Sidewalks	\$ 79,548	\$ 69,353	\$ 525	\$ 69,878	\$ 9,670
40-B193619	The Roads Neighborhood Traffic Calming	12/13/2018	Resilience and Public Works	3	Active	Construction	Impact Fees 1	City Funds	36000	Streets & Sidewalks	\$ 128,933	\$ 128,933	\$ -	\$ 128,933	\$ -
40-B193619	The Roads Neighborhood Traffic Calming	12/13/2018	Resilience and Public Works	3	Active	Construction	Transit Half-Cent Surtax 2	City Funds	36000	Streets & Sidewalks	\$ 10,017	\$ 10,017	\$ -	\$ 10,017	\$ -
40-B193619	The Roads Neighborhood Traffic Calming	12/13/2018	Resilience and Public Works	3	Active	Construction	Contribution from General Fund 3	City Funds	36000	Streets & Sidewalks	\$ 34,607	\$ 34,607	\$ -	\$ 34,607	\$ -
40-B193619	The Roads Neighborhood Traffic Calming	12/13/2018	Resilience and Public Works	3	Active	Construction	Local Option Gas Tax 2	City Funds	36000	Streets & Sidewalks	\$ 74,196	\$ 53,406	\$ 15,464	\$ 68,869	\$ 5,327
40-B193620	Buena Vista Neighborhood Traffic Calming	12/13/2018	Resilience and Public Works	5	Active	Construction	Transit Half-Cent Surtax 2	City Funds	36000	Streets & Sidewalks	\$ 75,037	\$ 64,181	\$ 10,856	\$ 75,037	\$ -
40-B193620	Buena Vista Neighborhood Traffic Calming	12/13/2018	Resilience and Public Works	5	Active	Construction	Parking Surcharge 2	City Funds	36000	Streets & Sidewalks	\$ 198,000	\$ 188,039	\$ 9,961	\$ 198,000	\$ -
40-B193620	Buena Vista Neighborhood Traffic Calming	12/13/2018	Resilience and Public Works	5	Active	Construction	Contribution from General Fund 3	City Funds	36000	Streets & Sidewalks	\$ 90,000	\$ 50,000	\$ -	\$ 50,000	\$ 40,000
40-B193620	Buena Vista Neighborhood Traffic Calming	12/13/2018	Resilience and Public Works	5	Active	Construction	Street Bonds - Series 2018C	Debt Proceeds	36000	Streets & Sidewalks	\$ 10,079	\$ 9,631	\$ 448	\$ 10,079	\$ -
40-B193621	I-395 Open Space and Mobility Connectivity Project	12/13/2018	Resilience and Public Works	Citywide	Active	Planning	Downtown Developmental Regional Impact (DDRI) 1	City Funds	36000	Streets & Sidewalks	\$ 475,000	\$ 461,215	\$ 13,785	\$ 475,000	\$ -
40-B193621	I-395 Open Space and Mobility Connectivity Project	12/13/2018	Resilience and Public Works	Citywide	Active	Planning	Transit Half-Cent Surtax 2	City Funds	36000	Streets & Sidewalks	\$ 250,000	\$ 236,928	\$ -	\$ 236,928	\$ 13,072
40-B193621	I-395 Open Space and Mobility Connectivity Project	12/13/2018	Resilience and Public Works	Citywide	Active	Planning	Parking Surcharge 2	City Funds	36000	Streets & Sidewalks	\$ 500,000	\$ 500,000	\$ -	\$ 500,000	\$ -
40-B193621	I-395 Open Space and Mobility Connectivity Project	12/13/2018	Resilience and Public Works	Citywide	Active	Planning	Contribution from General Fund 3	City Funds	36000	Streets & Sidewalks	\$ 540,000	\$ 73,449	\$ -	\$ 73,449	\$ 466,551
40-B193621	I-395 Open Space and Mobility Connectivity Project	12/13/2018	Resilience and Public Works	Citywide	Active	Planning	Downtown Developmental Regional Impact (DDRI) 2	City Funds	36000	Streets & Sidewalks	\$ 85,000	\$ 13,513	\$ 71,487	\$ 85,000	\$ -
40-B193621	I-395 Open Space and Mobility Connectivity Project	12/13/2018	Resilience and Public Works	Citywide	Active	Planning	Miami Parking Authority	Other Local Units	36000	Streets & Sidewalks	\$ 50,000	\$ -	\$ 50,000	\$ 50,000	\$ -
40-B193621	I-395 Open Space and Mobility Connectivity Project	12/13/2018	Resilience and Public Works	Citywide	Active	Planning	OMNI CRA Contribution	City Funds	36000	Streets & Sidewalks	\$ 150,000	\$ 150,000	\$ -	\$ 150,000	\$ -
40-B193621	I-395 Open Space and Mobility Connectivity Project	12/13/2018	Resilience and Public Works	Citywide	Active	Planning	Downtown Development Authority	Other Local Units	36000	Streets & Sidewalks	\$ 50,000	\$ 50,000	\$ -	\$ 50,000	\$ -
40-B193622	Very Poor Condition Roads, Phase 1 - Outside Priority Drainage Basins	12/13/2018	Resilience and Public Works	Citywide	Active	Construction	Local Option Gas Tax 1	City Funds	36000	Streets & Sidewalks	\$ 24,739	\$ 20,546	\$ -	\$ 20,546	\$ 4,193

Detailed Report by Capital Project Number

Project Number	Project Name	Initial Funding Date	Client	District	Status	Phase	Award Name	Award Type	Fund Number	Fund Description	Budget	Actual	Encumbrances	Total Cost	Total Available
40-B193622	Very Poor Condition Roads, Phase 1 - Outside Priority Drainage Basins	12/13/2018	Resilience and Public Works	Citywide	Active	Construction	Contribution from General Fund 3	City Funds	36000	Streets & Sidewalks	\$ 452,746	\$ 449,112	\$ -	\$ 449,112	\$ 3,634
40-B193622	Very Poor Condition Roads, Phase 1 - Outside Priority Drainage Basins	12/13/2018	Resilience and Public Works	Citywide	Active	Construction	Miami Forever Bond - Roads S1A	Debt Proceeds	36000	Streets & Sidewalks	\$ 7,590,182	\$ 2,285,896	\$ 3,965,426	\$ 6,251,322	\$ 1,338,860
40-B193623	I-395 Baywalk - Phase I (McArthur Causeway Baywalk) D2	10/1/2019	Downtown Development Authority	2	Active	Planning	Downtown Developmental Regional Impact (DDR) 1	City Funds	36000	Streets & Sidewalks	\$ 225,000	\$ 198,128	\$ -	\$ 198,128	\$ 26,872
40-B193623	I-395 Baywalk - Phase I (McArthur Causeway Baywalk) D2	10/1/2019	Downtown Development Authority	2	Active	Planning	Contribution from General Fund 3	City Funds	36000	Streets & Sidewalks	\$ 250,000	\$ 110,221	\$ 36,315	\$ 146,536	\$ 103,464
40-B193623	I-395 Baywalk - Phase I (McArthur Causeway Baywalk) D2	10/1/2019	Downtown Development Authority	2	Active	Planning	International Yacht Brokers Association	Donation	36000	Streets & Sidewalks	\$ 150,000	\$ 150,000	\$ -	\$ 150,000	\$ -
40-B193623	I-395 Baywalk - Phase I (McArthur Causeway Baywalk) D2	10/1/2019	Downtown Development Authority	2	Active	Planning	Downtown Development Authority	Other Local Units	36000	Streets & Sidewalks	\$ 200,000	\$ 190,538	\$ 9,462	\$ 200,000	\$ -
40-B193624	MacArthur Causeway Baywalk	5/1/2019	Resilience and Public Works	Citywide	Adopted	Planning	Downtown Developmental Regional Impact (DDR) 1	City Funds	36000	Streets & Sidewalks	\$ 550,000	\$ -	\$ -	\$ -	\$ 550,000
40-B193700	Police Station Restroom Renovations	10/1/2016	Police	Citywide	Active	Dry-Run/Permit	Sanitary Sewer Non-Bond	City Funds	37000	Sanitary Sewers	\$ 1,200,000	\$ 168,415	\$ 67,660	\$ 236,075	\$ 963,925
40-B193800A	Immediate Flood Control City-Wide Project: 28 valves	6/10/2021	Resilience and Public Works	Citywide	Active	Administrative Close-Out	Miami-Dade County General Obligation Bond	County	38000	Storm Sewers	\$ 1,514,000	\$ 1,502,363	\$ -	\$ 1,502,363	\$ 11,637
40-B193801	Improve Drainage Outside of Priority Drainage Basins (Phase 1)	12/13/2018	Resilience and Public Works	Citywide	Active	Construction	Miami Forever Bonds - Sea Level S1A	Debt Proceeds	38000	Storm Sewers	\$ 2,300,000	\$ 1,537,563	\$ -	\$ 1,537,563	\$ 762,437
40-B193802	Brickell Bay Drive Design Criteria Package	12/13/2018	Resilience and Public Works	2	Active	Design	Miami Forever Bonds - Sea Level S1A	Debt Proceeds	38000	Storm Sewers	\$ 1,000,000	\$ 771,381	\$ 228,619	\$ 1,000,000	\$ -
40-B193803	Jose Marti Park Flood Mitigation Study and Design	12/13/2018	Parks and Recreation	3	Active	Dry-Run/Permit	Impact Fees - Parks	City Funds	38000	Storm Sewers	\$ 1,000,000	\$ 422,601	\$ 196,050	\$ 618,651	\$ 381,349
40-B193803	Jose Marti Park Flood Mitigation Study and Design	12/13/2018	Parks and Recreation	3	Active	Dry-Run/Permit	Miami Forever Bonds - Sea Level S1A	Debt Proceeds	38000	Storm Sewers	\$ 940,000	\$ 935,500	\$ 4,500	\$ 940,000	\$ -
40-B193803	Jose Marti Park Flood Mitigation Study and Design	12/13/2018	Parks and Recreation	3	Active	Dry-Run/Permit	Van Alen Institute	Donation	38000	Storm Sewers	\$ 60,000	\$ 60,000	\$ -	\$ 60,000	\$ -
40-B193804	Belle Meade Pump Station (3rd)	5/1/2019	Resilience and Public Works	5	Active	Planning	Contribution from Special Revenue Fund	City Funds	38000	Storm Sewers	\$ 180,000	\$ 170,591	\$ 9,409	\$ 180,000	\$ -
40-B193805	Spot Drainage	12/13/2018	Resilience and Public Works	1	Active	Construction	Parking Surcharge 2	City Funds	38000	Storm Sewers	\$ 428,000	\$ 369,306	\$ -	\$ 369,306	\$ 58,694
40-B193991	Trolley Route Signage - Citywide	5/1/2019	Resilience and Public Works	Citywide	Active	Planning	Transit Half-Cent Surtax 2	City Funds	39900	Mass Transit	\$ 498,844	\$ 381,897	\$ 10,467	\$ 392,364	\$ 106,480
40-B203101	General Services Administration Expansion	10/1/2019	General Service Administration	1	Active	Planning	Impact Fees 2	City Funds	31000	General Government Projects	\$ 36,726	\$ -	\$ -	\$ -	\$ 36,726
40-B203101	General Services Administration Expansion	10/1/2019	General Service Administration	1	Active	Planning	Impact Fees - General Government	City Funds	31000	General Government Projects	\$ 474,000	\$ -	\$ -	\$ -	\$ 474,000
40-B203103	Oracle Hardware Refresh CW	10/1/2019	Innovation and Technology	Citywide	Active	Planning	Contribution from General Fund 3	City Funds	31000	General Government Projects	\$ 140,000	\$ 124,161	\$ 15,839	\$ 140,000	\$ -
40-B203104	Public Works Technology Improvements (ESRI Survey Application) CW	10/1/2019	Resilience and Public Works	Citywide	Active	Planning	Contribution from Special Revenue Fund	City Funds	31000	General Government Projects	\$ 225,000	\$ -	\$ -	\$ -	\$ 225,000
40-B203105	Office of Resilience and Public Works Reconfiguration CW	10/1/2015	Resilience and Public Works	Citywide	Active	Planning	Contribution from Special Revenue Fund	City Funds	31000	General Government Projects	\$ 900,000	\$ 550,314	\$ -	\$ 550,314	\$ 349,686
40-B203108	Reallocation of Downtown Restroom	12/12/2019	Downtown Development Authority	5	Active	A/E Selection	Downtown Developmental Regional Impact (DDR) 1	City Funds	31000	General Government Projects	\$ 150,000	\$ 57,196	\$ -	\$ 57,196	\$ 92,804
40-B203108	Reallocation of Downtown Restroom	12/12/2019	Downtown Development Authority	5	Active	A/E Selection	Downtown Development Authority	Other Local Units	31000	General Government Projects	\$ 30,000	\$ -	\$ -	\$ -	\$ 30,000
40-B203109	City Hall and MRC Repairs CW	2/13/2020	General Service Administration	Citywide	Active	Annual Capital Refurbishment	Contribution from General Fund 3	City Funds	31000	General Government Projects	\$ 14,093	\$ 5,767	\$ -	\$ 5,767	\$ 8,326
40-B203110	Facility Safety and Fortification Project - CW	2/13/2020	General Service Administration	Citywide	Active	Planning	Impact Fees 2	City Funds	31000	General Government Projects	\$ 119,633	\$ 20,077	\$ -	\$ 20,077	\$ 99,556

Detailed Report by Capital Project Number

Project Number	Project Name	Initial Funding Date	Client	District	Status	Phase	Award Name	Award Type	Fund Number	Fund Description	Budget	Actual	Encumbrances	Total Cost	Total Available
40-B203111	Downtown Restrooms -CW	2/13/2020	Downtown Development Authority	Citywide	Active	Planning	Contribution from General Fund 3	City Funds	31000	General Government Projects	\$ 350,000	\$ 11,868	\$ -	\$ 11,868	\$ 338,132
40-B203112	40 Year Building Recertification - Fire Station 8 - CW	2/13/2020	Fire-Rescue	Citywide	Active	Final Completion	Contribution from General Fund 3	City Funds	31000	General Government Projects	\$ 10,000	\$ 7,557	\$ 2,379	\$ 9,936	\$ 64
40-B203113	40 Year Recertification - Fire Station 2 - CW	2/13/2020	Fire-Rescue	Citywide	Active	Administrative Close Out	Contribution from General Fund 3	City Funds	31000	General Government Projects	\$ 18,473	\$ 16,094	\$ 2,379	\$ 18,473	\$ -
40-B203114	40 Year Recertification - Building Facilities Fire Station 3 including GSA/USLA building with roof assessment. - CW	2/13/2020	Fire-Rescue	Citywide	Active	Administrative Close Out	Contribution from General Fund 3	City Funds	31000	General Government Projects	\$ 55,501	\$ 41,847	\$ 13,654	\$ 55,501	\$ -
40-B203117	MRC Roof Patch	6/11/2020	General Service Administration	2	Adopted	Planning	Contribution from General Fund 3	City Funds	31000	General Government Projects	\$ 250,000	\$ 244,576	\$ -	\$ 244,576	\$ 5,424
40-B203118	Solid Waste Yard Resurfacing	6/11/2020	Solid Waste	1	Adopted	Planning	Contribution from General Fund 3	City Funds	31000	General Government Projects	\$ 250,000	\$ -	\$ -	\$ -	\$ 250,000
40-B203119	Business License/Public Facing Digital Services	6/11/2020	Innovation and Technology	Citywide	Adopted	Planning	Impact Fees 2	City Funds	31000	General Government Projects	\$ 450,000	\$ 247,895	\$ -	\$ 247,895	\$ 202,105
40-B203120	CRM for Business & Economic Development	6/11/2020	Innovation and Technology	Citywide	Adopted	Planning	Contribution from General Fund 3	City Funds	31000	General Government Projects	\$ 450,000	\$ -	\$ -	\$ -	\$ 450,000
40-B203121	Cyber Security - Identity Management	6/11/2020	Innovation and Technology	Citywide	Adopted	Planning	Contribution from General Fund 3	City Funds	31000	General Government Projects	\$ 150,000	\$ 42,256	\$ 89,356	\$ 131,611	\$ 18,389
40-B203122	Data Analytics Environment	6/11/2020	Innovation and Technology	Citywide	Adopted	Planning	Contribution from General Fund 3	City Funds	31000	General Government Projects	\$ 500,000	\$ 300,591	\$ -	\$ 300,591	\$ 199,409
40-B203123	GIS Implimentation-PHI Roadmap	6/11/2020	Innovation and Technology	Citywide	Adopted	Planning	Contribution from General Fund 3	City Funds	31000	General Government Projects	\$ 300,000	\$ -	\$ 90,000	\$ 90,000	\$ 210,000
40-B203124	Cyber Security-Cloud Access Security Broker - CASB	6/11/2020	Innovation and Technology	Citywide	Adopted	Planning	Contribution from General Fund 3	City Funds	31000	General Government Projects	\$ 280,000	\$ 200,424	\$ -	\$ 200,424	\$ 79,576
40-B203125	Audit and Monitoring Services	6/11/2020	Innovation and Technology	Citywide	Adopted	Planning	Contribution from General Fund 3	City Funds	31000	General Government Projects	\$ 210,000	\$ 207,046	\$ -	\$ 207,046	\$ 2,954
40-B203126	Smart Cities Initiative for Economic Impact Phase I	6/11/2020	Innovation and Technology	Citywide	Adopted	Planning	Contribution from General Fund 3	City Funds	31000	General Government Projects	\$ 300,000	\$ 78,850	\$ 149,850	\$ 228,700	\$ 71,300
40-B203127	Cyber Security-Network Access Control	6/11/2020	Innovation and Technology	Citywide	Adopted	Planning	Contribution from General Fund 3	City Funds	31000	General Government Projects	\$ 225,000	\$ 139,551	\$ -	\$ 139,551	\$ 85,449
40-B203128	Cyber Security - High Availability Network Security Protection	6/11/2020	Innovation and Technology	Citywide	Adopted	Planning	Contribution from General Fund 3	City Funds	31000	General Government Projects	\$ 190,000	\$ 6,072	\$ -	\$ 6,072	\$ 183,928
40-B203129	Cyber Security-Microsegmention	6/11/2020	Innovation and Technology	Citywide	Adopted	Planning	Contribution from General Fund 3	City Funds	31000	General Government Projects	\$ 220,000	\$ 168,778	\$ -	\$ 168,778	\$ 51,222
40-B203130	40/50 Year Recertification Citywide	11/19/2020	Real Estate and Asset Management	Citywide	Active	Dry-Run/Permit	Contribution from Special Revenue Fund	City Funds	31000	General Government Projects	\$ 71,047	\$ 1,588	\$ 69,459	\$ 71,047	\$ -
40-B203130	40/50 Year Recertification Citywide	11/19/2020	Real Estate and Asset Management	Citywide	Active	Dry-Run/Permit	Contribution from General Fund 3	City Funds	31000	General Government Projects	\$ 2,631,157	\$ 383,369	\$ 195,608	\$ 578,977	\$ 2,052,180
40-B203201	Technology Improvements for the Police Academy CW	9/30/2019	Police	Citywide	Active	Construction	Impact Fees - Police	City Funds	32000	Public Safety	\$ 23,000	\$ 15,795	\$ -	\$ 15,795	\$ 7,205
40-B203205	Fire Prevention Management System - Paperless Inspections CW	10/1/2019	Fire-Rescue	Citywide	Active	Planning	Impact Fees - Fire	City Funds	32000	Public Safety	\$ 100,000	\$ 57,990	\$ 2,267	\$ 60,257	\$ 39,743
40-B203206	Hardening Security at Fire Facilities	10/1/2019	Fire-Rescue	Citywide	Active	Planning	Impact Fees - Fire	City Funds	32000	Public Safety	\$ 935,000	\$ 482,797	\$ 89,694	\$ 572,490	\$ 362,510
40-B203207	Fire Station 6 Roof Replacement D5	10/1/2019	Fire-Rescue	Citywide	Active	Planning	Contribution from General Fund 3	City Funds	32000	Public Safety	\$ 282,552	\$ 282,552	\$ -	\$ 282,552	\$ -
40-B203209	Fire Station 12 - Water Intrusion Roof Assessment D5	10/1/2019	Fire-Rescue	5	Active	Planning	Contribution from General Fund 3	City Funds	32000	Public Safety	\$ 10,609	\$ 9,710	\$ 899	\$ 10,609	\$ -

Detailed Report by Capital Project Number

Project Number	Project Name	Initial Funding Date	Client	District	Status	Phase	Award Name	Award Type	Fund Number	Fund Description	Budget	Actual	Encumbrances	Total Cost	Total Available
40-B203210	Fire Station 8 - Water Intrusion Roof Assessment D2	10/1/2019	Fire-Rescue	2	Active	Planning	Contribution from General Fund 3	City Funds	32000	Public Safety	\$ 40,000	\$ 9,493	\$ 899	\$ 10,391	\$ 29,609
40-B203211	Fire Station 4 - Roof Repairs and Exterior Painting - Assessment Only D2	10/1/2019	Fire-Rescue	2	Active	Planning	Contribution from General Fund 3	City Funds	32000	Public Safety	\$ 13,287	\$ 12,088	\$ 1,199	\$ 13,287	\$ -
40-B203212	New Temperature Controlled Storage - CW	2/13/2020	Police	Citywide	Adopted	Planning	Impact Fees - Police	City Funds	32000	Public Safety	\$ 75,000	\$ -	\$ -	\$ -	\$ 75,000
40-B203214	Fire Repairs, Parts, and Supplies	6/11/2020	Fire-Rescue	Citywide	Adopted	Planning	Contribution from General Fund 3	City Funds	32000	Public Safety	\$ 1,402,097	\$ 990,487	\$ 26,883	\$ 1,017,370	\$ 384,727
40-B203215	Computer Aided Dispatch System	6/11/2020	Fire-Rescue	Citywide	Adopted	Planning	Contribution from General Fund 3	City Funds	32000	Public Safety	\$ 3,426,000	\$ -	\$ -	\$ -	\$ 3,426,000
40-B203216	Fire Rescue Station A/C Replacement 7 Stations	6/11/2020	Fire-Rescue	Citywide	Active	Administrative Close Out	Contribution from General Fund 3	City Funds	32000	Public Safety	\$ 213,000	\$ 213,000	\$ 0	\$ 213,000	\$ -
40-B203217	Fire Apparatus	6/11/2020	Fire-Rescue	Citywide	Adopted	Planning	Contribution from General Fund 3	City Funds	32000	Public Safety	\$ 1,330,000	\$ 219,187	\$ 1,110,813	\$ 1,330,000	\$ -
40-B203218	BMW Police Enforcement Vehicles	6/11/2020	Police	Citywide	Adopted	Planning	Contribution from General Fund 3	City Funds	32000	Public Safety	\$ 974,000	\$ 792,443	\$ 181,557	\$ 974,000	\$ -
40-B203219	Police - Purchase of Computers	6/11/2020	Police	Citywide	Adopted	Planning	Contribution from General Fund 3	City Funds	32000	Public Safety	\$ 1,700,000	\$ 1,516,878	\$ -	\$ 1,516,878	\$ 183,122
40-B203220	Fire Station 8 Roof and Structural Repairs D2	7/23/2020	Fire-Rescue	2	Active	Construction	Contribution from General Fund 3	City Funds	32000	Public Safety	\$ 503,081	\$ 239,095	\$ 202,220	\$ 441,315	\$ 61,766
40-B203401	Manuel Artime - 50 Year Facility Recertification and Repairs - D3	10/1/2019	Real Estate and Asset Management	3	Active	Administrative Close Out	Contribution from Special Revenue Fund	City Funds	34000	Public Facilities-CIP	\$ 20,000	\$ 20,000	\$ -	\$ 20,000	\$ -
40-B203401	Manuel Artime - 50 Year Facility Recertification and Repairs - D3	10/1/2019	Real Estate and Asset Management	3	Active	Administrative Close Out	Contribution from General Fund 3	City Funds	34000	Public Facilities-CIP	\$ 39,882	\$ 39,881	\$ 0	\$ 39,882	\$ -
40-B203403	Dinner Key Marina Fuel Dock	10/1/2019	Real Estate and Asset Management	2	Active	Planning	10% Marinas Revenue	City Funds	34000	Public Facilities-CIP	\$ 300,000	\$ 40,905	\$ -	\$ 40,905	\$ 259,095
40-B203404	Marina Management Software CW	10/1/2019	Real Estate and Asset Management	Citywide	Active	Non-Infrastructure	10% Marinas Revenue	City Funds	34000	Public Facilities-CIP	\$ 150,000	\$ -	\$ -	\$ -	\$ 150,000
40-B203405	Miscellaneous Repairs - Marine Stadium Marina CW	10/1/2019	Real Estate and Asset Management	Citywide	Active	Annual Capital Refurbishment	10% Marinas Revenue	City Funds	34000	Public Facilities-CIP	\$ 145,000	\$ 114,386	\$ -	\$ 114,386	\$ 30,614
40-B203405	Miscellaneous Repairs - Marine Stadium Marina CW	10/1/2019	Real Estate and Asset Management	Citywide	Active	Annual Capital Refurbishment	Contribution from General Fund-SSL	City Funds	34000	Public Facilities-CIP	\$ 55,000	\$ 55,000	\$ -	\$ 55,000	\$ -
40-B203408	Repairs at Marlins Garage CW	10/1/2019	Real Estate and Asset Management	Citywide	Active	Final Completion	Contribution from Special Revenue Fund	City Funds	34000	Public Facilities-CIP	\$ 6,406,000	\$ 1,128,936	\$ -	\$ 1,128,936	\$ 5,277,064
40-B203408	Repairs at Marlins Garage CW	10/1/2019	Real Estate and Asset Management	Citywide	Active	Final Completion	Contribution from General Fund 3	City Funds	34000	Public Facilities-CIP	\$ 737,000	\$ 9,850	\$ -	\$ 9,850	\$ 727,150
40-B203409	James L. Knight Convention Center Renovation	11/21/2019	Real Estate and Asset Management	2	Active	Administrative Close Out	Contribution from General Fund 3	City Funds	34000	Public Facilities-CIP	\$ 294,003	\$ 294,003	\$ -	\$ 294,003	\$ -
40-B203410	Dinner Key Marina Pier Gates Fire Safety Improvements	6/11/2020	Real Estate and Asset Management	2	Adopted	Planning	10% Marinas Revenue	City Funds	34000	Public Facilities-CIP	\$ 1,225	\$ 1,225	\$ -	\$ 1,225	\$ -
40-B203502	Vehicle and Trailers for a New Park Crew CW	10/1/2019	Parks and Recreation	Citywide	Active	Non-Infrastructure	Impact Fees - Parks	City Funds	35000	Parks & Recreation	\$ 24,568	\$ 24,568	\$ -	\$ 24,568	\$ -
40-B203503	Domino Park - Concrete Floor Repair and FFE Replacement D3.	10/1/2019	Parks and Recreation	3	Active	A/E Selection	Contribution from General Fund 3	City Funds	35000	Parks & Recreation	\$ 13,835	\$ 13,835	\$ -	\$ 13,835	\$ -
40-B203504	Sewell Park - Walkway and Park Enhancements - Assessment Only D1	10/1/2019	Parks and Recreation	1	Active	Design	Impact Fees - Parks	City Funds	35000	Parks & Recreation	\$ 1,600,000	\$ 159,370	\$ 241,119	\$ 400,489	\$ 1,199,511
40-B203505	Roberto Clemente Park - Irrigation, Drainage and Baseball Field Improvements D5	10/1/2019	Parks and Recreation	5	Active	Planning	Impact Fees - Parks	City Funds	35000	Parks & Recreation	\$ 800,000	\$ 37,222	\$ -	\$ 37,222	\$ 762,778
40-B203507	Grapeland Park New Outdoor Fitness Area D1	10/1/2019	Parks and Recreation	1	Active	Planning	Impact Fees - Parks	City Funds	35000	Parks & Recreation	\$ 250,000	\$ -	\$ 236,841	\$ 236,841	\$ 13,159
40-B203508	Athalie Range Pool - Chiller for Pool D5	10/1/2019	Parks and Recreation	5	Active	Design	Miami Sports and Exhibition Authority	City Funds	35000	Parks & Recreation	\$ 1,312	\$ 1,312	\$ 0	\$ 1,312	\$ 0
40-B203508	Athalie Range Pool - Chiller for Pool D5	10/1/2019	Parks and Recreation	5	Active	Design	Impact Fees - Parks	City Funds	35000	Parks & Recreation	\$ 60,421	\$ 59,820	\$ 600	\$ 60,420	\$ 1
40-B203509	Athalie Range Park - New Recreation Building D5	10/1/2019	Parks and Recreation	5	Active	Design	Impact Fees - Parks	City Funds	35000	Parks & Recreation	\$ 500,000	\$ 127,010	\$ 345,767	\$ 472,777	\$ 27,223
40-B203510	Alice Wainwright - Natural Area	10/1/2019	Parks and Recreation	2	Adopted	Planning	Impact Fees - Parks	City Funds	35000	Parks & Recreation	\$ 500,000	\$ -	\$ 175,920	\$ 175,920	\$ 324,080

Detailed Report by Capital Project Number

Project Number	Project Name	Initial Funding Date	Client	District	Status	Phase	Award Name	Award Type	Fund Number	Fund Description	Budget	Actual	Encumbrances	Total Cost	Total Available
40-B203511	Citywide Parks Repair and Replacement CW	10/1/2019	Parks and Recreation	Citywide	Active	Planning	Contribution from General Fund 3	City Funds	35000	Parks & Recreation	\$ 340,000	\$ 339,334	\$ -	\$ 339,334	\$ 666
40-B203512	Emergency Repair at Merrie Christmas Park	10/12/2019	Parks and Recreation	2	Active	Administrative Close Out	Contribution from General Fund 3	City Funds	35000	Parks & Recreation	\$ 335,456	\$ 332,775	\$ 2,673	\$ 335,449	\$ 7
40-B203513	LHCC -Dance Floor Improvements	2/13/2020	Parks and Recreation	5	Adopted	Planning	Contribution from General Fund 3	City Funds	35000	Parks & Recreation	\$ 181,500	\$ 99,768	\$ 28,018	\$ 127,786	\$ 53,714
40-B203514	Margaret Pace Pk Enhancements -D2	2/13/2020	Parks and Recreation	2	Adopted	Planning	Contribution from Special Revenue Fund	City Funds	35000	Parks & Recreation	\$ 500,000	\$ -	\$ -	\$ -	\$ 500,000
40-B203514	Margaret Pace Pk Enhancements -D2	2/13/2020	Parks and Recreation	2	Adopted	Planning	Impact Fees 2	City Funds	35000	Parks & Recreation	\$ 150,000	\$ 22,547	\$ -	\$ 22,547	\$ 127,453
40-B203514	Margaret Pace Pk Enhancements -D2	2/13/2020	Parks and Recreation	2	Adopted	Planning	Contribution from General Fund 3	City Funds	35000	Parks & Recreation	\$ 40,996	\$ 7,815	\$ -	\$ 7,815	\$ 33,181
40-B203515	Badia Center Facility at Flagami Park - D4	12/13/2018	Parks and Recreation	4	Active	Dry-Run/Permit	Contribution from General Fund 3	City Funds	35000	Parks & Recreation	\$ 40,000	\$ 35,000	\$ 5,000	\$ 40,000	\$ -
40-B203515	Badia Center Facility at Flagami Park - D4	12/13/2018	Parks and Recreation	4	Active	Dry-Run/Permit	Contribution from General Fund-SSL	City Funds	35000	Parks & Recreation	\$ 250,000	\$ 225,860	\$ 7,509	\$ 233,368	\$ 16,632
40-B203515	Badia Center Facility at Flagami Park - D4	12/13/2018	Parks and Recreation	4	Active	Dry-Run/Permit	Impact Fees - Parks	City Funds	35000	Parks & Recreation	\$ 330,000	\$ 75,758	\$ 236,890	\$ 312,648	\$ 17,352
40-B203515	Badia Center Facility at Flagami Park - D4	12/13/2018	Parks and Recreation	4	Active	Dry-Run/Permit	American Rescue Plan Act	Federal	35000	Parks & Recreation	\$ 2,470,000	\$ 152,903	\$ -	\$ 152,903	\$ 2,317,098
40-B203516	Carrie P. Meek Senior Center Enhancements - D5	2/13/2020	Parks and Recreation	5	Adopted	Planning	Impact Fees - Parks	City Funds	35000	Parks & Recreation	\$ 610,000	\$ 184,434	\$ 210,315	\$ 394,748	\$ 215,252
40-B203518	Shenandoah Mini Pk-ROW Improv	2/13/2020	Resilience and Public Works	4	Active	Pre-Construction	Transit Half-Cent Surtax 2	City Funds	35000	Parks & Recreation	\$ 146,548	\$ 70,054	\$ 76,494	\$ 146,548	\$ -
40-B203518	Shenandoah Mini Pk-ROW Improv	2/13/2020	Resilience and Public Works	4	Active	Pre-Construction	Contribution from Special Revenue Fund	City Funds	35000	Parks & Recreation	\$ 163,720	\$ 1,000	\$ 130,177	\$ 131,177	\$ 32,543
40-B203518	Shenandoah Mini Pk-ROW Improv	2/13/2020	Resilience and Public Works	4	Active	Pre-Construction	Contribution from General Fund 3	City Funds	35000	Parks & Recreation	\$ 100,000	\$ 4,533	\$ -	\$ 4,533	\$ 95,467
40-B203518	Shenandoah Mini Pk-ROW Improv	2/13/2020	Resilience and Public Works	4	Active	Pre-Construction	Citywide Landscape	City Funds	35000	Parks & Recreation	\$ 104,525	\$ 688	\$ 98,876	\$ 99,564	\$ 4,961
40-B203518	Shenandoah Mini Pk-ROW Improv	2/13/2020	Resilience and Public Works	4	Active	Pre-Construction	Contribution from General Fund-SSL	City Funds	35000	Parks & Recreation	\$ 77,060	\$ 23,989	\$ 53,071	\$ 77,060	\$ -
40-B203518	Shenandoah Mini Pk-ROW Improv	2/13/2020	Resilience and Public Works	4	Active	Pre-Construction	American Rescue Plan Act	Federal	35000	Parks & Recreation	\$ 500,000	\$ -	\$ 500,000	\$ 500,000	\$ -
40-B203519	Swannanoa Mini Park - right of way improvements (design only) - D4	2/13/2020	Resilience and Public Works	4	Active	Design	Transit Half-Cent Surtax 1	City Funds	35000	Parks & Recreation	\$ 4,184	\$ 4,184	\$ -	\$ 4,184	\$ -
40-B203519	Swannanoa Mini Park - right of way improvements (design only) - D4	2/13/2020	Resilience and Public Works	4	Active	Design	Local Option Gas Tax 1	City Funds	35000	Parks & Recreation	\$ 14,071	\$ 14,071	\$ -	\$ 14,071	\$ -
40-B203519	Swannanoa Mini Park - right of way improvements (design only) - D4	2/13/2020	Resilience and Public Works	4	Active	Design	Transit Half-Cent Surtax 2	City Funds	35000	Parks & Recreation	\$ 2,401	\$ 2,401	\$ -	\$ 2,401	\$ -
40-B203519	Swannanoa Mini Park - right of way improvements (design only) - D4	2/13/2020	Resilience and Public Works	4	Active	Design	Parking Surcharge 2	City Funds	35000	Parks & Recreation	\$ 4,132	\$ 4,132	\$ -	\$ 4,132	\$ -
40-B203519	Swannanoa Mini Park - right of way improvements (design only) - D4	2/13/2020	Resilience and Public Works	4	Active	Design	Contribution from General Fund 3	City Funds	35000	Parks & Recreation	\$ 50,000	\$ 25,495	\$ -	\$ 25,495	\$ 24,505
40-B203519	Swannanoa Mini Park - right of way improvements (design only) - D4	2/13/2020	Resilience and Public Works	4	Active	Design	Stormwater Utility Trust Fund 2008	City Funds	35000	Parks & Recreation	\$ 18,782	\$ 4	\$ 18,778	\$ 18,782	\$ -
40-B203519	Swannanoa Mini Park - right of way improvements (design only) - D4	2/13/2020	Resilience and Public Works	4	Active	Design	Contribution from General Fund-SSL	City Funds	35000	Parks & Recreation	\$ 5,000	\$ 5,000	\$ -	\$ 5,000	\$ -
40-B203519	Swannanoa Mini Park - right of way improvements (design only) - D4	2/13/2020	Resilience and Public Works	4	Active	Design	Street Bonds - Series 2018C	Debt Proceeds	35000	Parks & Recreation	\$ 11,098	\$ 11,098	\$ -	\$ 11,098	\$ -
40-B203519	Swannanoa Mini Park - right of way improvements (design only) - D4	2/13/2020	Resilience and Public Works	4	Active	Design	American Rescue Plan Act	Federal	35000	Parks & Recreation	\$ 500,000	\$ -	\$ 8,860	\$ 8,860	\$ 491,140

Detailed Report by Capital Project Number

Project Number	Project Name	Initial Funding Date	Client	District	Status	Phase	Award Name	Award Type	Fund Number	Fund Description	Budget	Actual	Encumbrances	Total Cost	Total Available
40-B203520	Roof Assessment- Caribbean LHCC - D5	2/13/2020	Parks and Recreation	5	Active	Design	Contribution from General Fund 3	City Funds	35000	Parks & Recreation	\$ 65,000	\$ 60,762	\$ -	\$ 60,762	\$ 4,238
40-B203521	Maurice Ferre Park - wall demolition - CW	2/13/2020	Parks and Recreation	Citywide	Active	Bidding	Downtown Developmental Regional Impact (DDRI) 1	City Funds	35000	Parks & Recreation	\$ 325,559	\$ 18,844	\$ 243,836	\$ 262,680	\$ 62,879
40-B203521	Maurice Ferre Park - wall demolition - CW	2/13/2020	Parks and Recreation	Citywide	Active	Bidding	OMNI CRA Contribution	City Funds	35000	Parks & Recreation	\$ 300,000	\$ 300,000	\$ -	\$ 300,000	\$ -
40-B203522	Citywide Parks Repair and Replacement - Construction - CW	2/13/2020	Parks and Recreation	Citywide	Adopted	Planning	Contribution from General Fund 3	City Funds	35000	Parks & Recreation	\$ 155,960	\$ 153,500	\$ 2,460	\$ 155,960	\$ -
40-B203525	Crescent Park Improvements	2/13/2020	Parks and Recreation	2	Active	Administrative Close Out	OMNI CRA Contribution	Other Local Units	35000	Parks & Recreation	\$ 693,000	\$ 61,207	\$ -	\$ 61,207	\$ 631,793
40-B203526	Virginia Key Historic Beach Park Restoration (Museum)	2/13/2020	Office of Capital Improvements	2	Active	Planning	Virginia Key Beach Park Trust Contribution	City Funds	36000	Streets & Sidewalks	\$ 150,000	\$ -	\$ -	\$ -	\$ 150,000
40-B203530	40/50 Year Recertification-Parks-CW	11/19/2020	Parks and Recreation	Citywide	Active	Monitoring	Contribution from General Fund 3	City Funds	35000	Parks & Recreation	\$ 2,100,000	\$ 222,541	\$ 73,051	\$ 295,592	\$ 1,804,408
40-B203532	Little Haiti Soccer Park New Elevator	11/19/2020	Parks and Recreation	5	Adopted	Planning	Contribution from Special Revenue Fund	City Funds	35000	Parks & Recreation	\$ 65,950	\$ 60,254	\$ 5,696	\$ 65,950	\$ -
40-B203533	Parks Aquatic General Enhancements	11/19/2020	Parks and Recreation	Citywide	Adopted	Planning	Contribution from Special Revenue Fund	City Funds	35000	Parks & Recreation	\$ 172,230	\$ 63,712	\$ -	\$ 63,712	\$ 108,518
40-B203533	Parks Aquatic General Enhancements	11/19/2020	Parks and Recreation	Citywide	Adopted	Planning	Impact Fees - Parks	City Funds	35000	Parks & Recreation	\$ 79	\$ -	\$ -	\$ -	\$ 79
40-B203534	Miami Rowing Center Impact Windows and ADA Compliance	11/19/2020	Real Estate and Asset Management	2	Adopted	Planning	Contribution from Special Revenue Fund	City Funds	35000	Parks & Recreation	\$ 100,000	\$ 99,350	\$ -	\$ 99,350	\$ 650
40-B203600	Mayor's Roadway Project	6/11/2020	Resilience and Public Works	Citywide	Adopted	Planning	Parking Surcharge 2	City Funds	36000	Streets & Sidewalks	\$ 300,000	\$ -	\$ -	\$ -	\$ 300,000
40-B203601	Royal Road Seawall Replacement - Phase I - Design D2	10/1/2019	Resilience and Public Works		Adopted	Planning	Contribution from Special Revenue Fund	City Funds	36000	Streets & Sidewalks	\$ 27,000	\$ -	\$ -	\$ -	\$ 27,000
40-B203602	Crystal View Court Seawall Replacement - Phase I - Design D2	10/1/2019	Parks and Recreation	2	Adopted	Planning	Contribution from Special Revenue Fund	City Funds	36000	Streets & Sidewalks	\$ 27,000	\$ -	\$ -	\$ -	\$ 27,000
40-B203603	Matheson Avenue Seawall Replacement - Phase I - Design D2	10/1/2019	Resilience and Public Works		Adopted	Planning	Contribution from Special Revenue Fund	City Funds	36000	Streets & Sidewalks	\$ 33,000	\$ -	\$ -	\$ -	\$ 33,000
40-B203604	Traffic Calming 76 Street Between NE 7 and NE 8 Ave	2/13/2020	Resilience and Public Works	5	Active	Administrative Close Out	Contribution from General Fund 3	City Funds	36000	Streets & Sidewalks	\$ 88,047	\$ 81,577	\$ 6,470	\$ 88,047	\$ -
40-B203605	Parking on Biscayne (MiMo District) - D5	2/13/2020	Resilience and Public Works	5	Active	Planning	Contribution from General Fund 3	City Funds	36000	Streets & Sidewalks	\$ 75,000	\$ 30,396	\$ -	\$ 30,396	\$ 44,604
40-B203606	NW 2nd Street from NW 9th Ave to NW 17th Ave - Mobility Improvements - Phase II- D3	2/13/2020	Resilience and Public Works	3	Active	Planning	Transit Half-Cent Surtax 1	City Funds	36000	Streets & Sidewalks	\$ 59,526	\$ -	\$ -	\$ -	\$ 59,526
40-B203606	NW 2nd Street from NW 9th Ave to NW 17th Ave - Mobility Improvements - Phase II- D3	2/13/2020	Resilience and Public Works	3	Active	Planning	Transit Half-Cent Surtax 2	City Funds	36000	Streets & Sidewalks	\$ 6,077	\$ -	\$ -	\$ -	\$ 6,077
40-B203606	NW 2nd Street from NW 9th Ave to NW 17th Ave - Mobility Improvements - Phase II- D3	2/13/2020	Resilience and Public Works	3	Active	Planning	Contribution from General Fund 3	City Funds	36000	Streets & Sidewalks	\$ 205,634	\$ 41,114	\$ -	\$ 41,114	\$ 164,520
40-B203607	District 4 - Miscellaneous Pavement Improvement D4	2/13/2020	Resilience and Public Works	4	Adopted	Planning	Contribution from General Fund 3	City Funds	36000	Streets & Sidewalks	\$ 299,517	\$ -	\$ -	\$ -	\$ 299,517
40-B203607	District 4 - Miscellaneous Pavement Improvement D4	2/13/2020	Resilience and Public Works	4	Adopted	Planning	Contribution from General Fund-SSL	City Funds	36000	Streets & Sidewalks	\$ 8,355	\$ -	\$ -	\$ -	\$ 8,355
40-B203608	District 4 Traffic Calming - Districtwide -D4	2/13/2020	Resilience and Public Works	4	Active	Construction	Contribution from Special Revenue Fund	City Funds	36000	Streets & Sidewalks	\$ 54,219	\$ -	\$ -	\$ -	\$ 54,219
40-B203608	District 4 Traffic Calming - Districtwide -D4	2/13/2020	Resilience and Public Works	4	Active	Construction	Parking Surcharge 2	City Funds	36000	Streets & Sidewalks	\$ 425,484	\$ -	\$ -	\$ -	\$ 425,484
40-B203608	District 4 Traffic Calming - Districtwide -D4	2/13/2020	Resilience and Public Works	4	Active	Construction	Contribution from General Fund 3	City Funds	36000	Streets & Sidewalks	\$ 447,554	\$ 347,958	\$ 73,619	\$ 421,578	\$ 25,976
40-B203608	District 4 Traffic Calming - Districtwide -D4	2/13/2020	Resilience and Public Works	4	Active	Construction	Contribution from General Fund-SSL	City Funds	36000	Streets & Sidewalks	\$ 159,000	\$ 132,272	\$ 15,533	\$ 147,805	\$ 11,195
40-B203608	District 4 Traffic Calming - Districtwide -D4	2/13/2020	Finance	4	Active	Construction	Street Bonds - Series 2018C	Debt Proceeds	36000	Streets & Sidewalks	\$ 6,684	\$ 6,684	\$ -	\$ 6,684	\$ -
40-B203609	Shorecrest Drainage Improvements at NE 10 Ave. South of NE 79 St	2/13/2020	Resilience and Public Works	5	Active	Design	Parking Surcharge 2	City Funds	36000	Streets & Sidewalks	\$ 240,000	\$ 143,735	\$ 46,378	\$ 190,114	\$ 49,886

Detailed Report by Capital Project Number

Project Number	Project Name	Initial Funding Date	Client	District	Status	Phase	Award Name	Award Type	Fund Number	Fund Description	Budget	Actual	Encumbrances	Total Cost	Total Available
40-B203609	Shorecrest Drainage Improvements at NE 10 Ave. South of NE 79 St	2/13/2020	Resilience and Public Works	5	Active	Design	Miami-Dade County General Obligation Bond	County	36000	Streets & Sidewalks	\$ 350,000	\$ -	\$ -	\$ -	\$ 350,000
40-B203610	SW 5 Street fom 29 Av to 32 Ave Reconstruction	2/13/2020	Resilience and Public Works	3	Active	Dry-Run/Permit	Transit Half-Cent Surtax 1	City Funds	36000	Streets & Sidewalks	\$ 2,246	\$ -	\$ -	\$ -	\$ 2,246
40-B203610	SW 5 Street fom 29 Av to 32 Ave Reconstruction	2/13/2020	Resilience and Public Works	3	Active	Dry-Run/Permit	Local Option Gas Tax 1	City Funds	36000	Streets & Sidewalks	\$ 34,640	\$ 627	\$ -	\$ 627	\$ 34,013
40-B203610	SW 5 Street fom 29 Av to 32 Ave Reconstruction	2/13/2020	Resilience and Public Works	3	Active	Dry-Run/Permit	Transit Half-Cent Surtax 2	City Funds	36000	Streets & Sidewalks	\$ 49,665	\$ 19,000	\$ -	\$ 19,000	\$ 30,665
40-B203610	SW 5 Street fom 29 Av to 32 Ave Reconstruction	2/13/2020	Resilience and Public Works	3	Active	Dry-Run/Permit	Contribution from Special Revenue Fund	City Funds	36000	Streets & Sidewalks	\$ 250,000	\$ 91,065	\$ 37,917	\$ 128,982	\$ 121,018
40-B203610	SW 5 Street fom 29 Av to 32 Ave Reconstruction	2/13/2020	Resilience and Public Works	3	Active	Dry-Run/Permit	Contribution from General Fund 3	City Funds	36000	Streets & Sidewalks	\$ 251,980	\$ 27,632	\$ -	\$ 27,632	\$ 224,347
40-B203610	SW 5 Street fom 29 Av to 32 Ave Reconstruction	2/13/2020	Resilience and Public Works	3	Active	Dry-Run/Permit	Stormwater Utility Trust Fund 2008	City Funds	36000	Streets & Sidewalks	\$ 33,408	\$ -	\$ -	\$ -	\$ 33,408
40-B203610	SW 5 Street fom 29 Av to 32 Ave Reconstruction	2/13/2020	Resilience and Public Works	3	Active	Dry-Run/Permit	Local Option Gas Tax 2	City Funds	36000	Streets & Sidewalks	\$ 43,940	\$ -	\$ -	\$ -	\$ 43,940
40-B203610	SW 5 Street fom 29 Av to 32 Ave Reconstruction	2/13/2020	Resilience and Public Works	3	Active	Dry-Run/Permit	Contribution from General Fund-SSL	City Funds	36000	Streets & Sidewalks	\$ 150,000	\$ 112,596	\$ 34,869	\$ 147,465	\$ 2,535
40-B203611	Bicycle & Pathway Improvements - D2	2/13/2020	Resilience and Public Works	2	Active	Planning	Contribution from Special Revenue Fund	City Funds	36000	Streets & Sidewalks	\$ 150,000	\$ 116,697	\$ -	\$ 116,697	\$ 33,303
40-B203612	Painting of Corals for Scooters - D2	2/13/2020	Management and Budget		Adopted	Planning	Contribution from Special Revenue Fund	City Funds	36000	Streets & Sidewalks	\$ 50,000	\$ -	\$ -	\$ -	\$ 50,000
40-B203613	Bicycle Masterplan Update D2	2/13/2020	Resilience and Public Works	Citywide	Active	Planning	Contribution from Special Revenue Fund	City Funds	36000	Streets & Sidewalks	\$ 100,000	\$ 94,718	\$ -	\$ 94,718	\$ 5,282
40-B203613	Bicycle Masterplan Update D2	2/13/2020	Resilience and Public Works	Citywide	Active	Planning	Miami-Dade Transportation Planning Organization	Other Local Units	36000	Streets & Sidewalks	\$ 75,000	\$ 71,163	\$ -	\$ 71,163	\$ 3,837
40-B203614	Traffic Cir at North Bayshore	2/13/2020	Resilience and Public Works	2	Active	Final Completion	OMNI CRA Contribution	Other Local Units	36000	Streets & Sidewalks	\$ 975,000	\$ 57,152	\$ 143,255	\$ 200,407	\$ 774,593
40-B203801	Supervisory Control and Data Acquisition (SCADA) System for Stormwater Pump Station CW	10/1/2019	Resilience and Public Works	Citywide	Active	Design	Local Option Gas Tax 1	City Funds	38000	Storm Sewers	\$ 26,179	\$ -	\$ -	\$ -	\$ 26,179
40-B203801	Supervisory Control and Data Acquisition (SCADA) System for Stormwater Pump Station CW	10/1/2019	Resilience and Public Works	Citywide	Active	Design	Contribution from General Fund 3	City Funds	38000	Storm Sewers	\$ 180,000	\$ -	\$ -	\$ -	\$ 180,000
40-B203801	Supervisory Control and Data Acquisition (SCADA) System for Stormwater Pump Station CW	10/1/2019	Resilience and Public Works	Citywide	Active	Design	Stormwater Utility Trust Fund 2008	City Funds	38000	Storm Sewers	\$ 510,529	\$ 36,813	\$ -	\$ 36,813	\$ 473,716
40-B2038060	Spoil Islands C & E Parks Repairs/Damage #67105	9/5/2017	Parks and Recreation	2	Active	Design	Impact Fees - Parks	City Funds	35000	Parks & Recreation	\$ 173,615	\$ 19,393	\$ -	\$ 19,393	\$ 154,221
40-B2038060	Spoil Islands C & E Parks Repairs/Damage #67105	9/5/2017	Parks and Recreation	2	Active	Design	FEMA - Hurricane Irma	Federal Pass Through State	35000	Parks & Recreation	\$ 248,795	\$ 10,402	\$ -	\$ 10,402	\$ 238,393
40-B2063175	Fire Training Center Roof Replacement and Interior Repairs/Damage #22333	9/5/2017	Fire-Rescue	Citywide	Active	Administrative Close-Out	Contribution from General Fund 3	City Funds	32000	Public Safety	\$ 14,479	\$ 9,365	\$ -	\$ 9,365	\$ 5,114
40-B2063175	Fire Training Center Roof Replacement and Interior Repairs/Damage #22333	9/5/2017	Fire-Rescue	Citywide	Active	Administrative Close-Out	FEMA - Hurricane Irma	Federal Pass Through State	32000	Public Safety	\$ 536,422	\$ 458,988	\$ -	\$ 458,988	\$ 77,434
40-B213101	Affordable Housing Prefab Pilot Project	1/28/2021	Real Estate and Asset Management	Citywide	Adopted	Planning	Contribution from General Fund 3	City Funds	34000	Public Facilities-CIP	\$ 300,000	\$ -	\$ -	\$ -	\$ 300,000
40-B213105	New Building Facility for Building Department	12/1/2020	Building	Citywide	Adopted	Planning	Contribution from General Fund 3	City Funds	31000	General Government Projects	\$ 45,000,000	\$ -	\$ -	\$ -	\$ 45,000,000
40-B213200	Fire Rescue Apparatus Upgrades and Enhancements - CW	10/1/2020	Fire-Rescue	Citywide	Adopted	Planning	Impact Fees - Fire	City Funds	32000	Public Safety	\$ 567,000	\$ 56,896	\$ 127,750	\$ 184,646	\$ 382,354
40-B213201	ADA Compliance Assessment - Police Headquarters - CW	10/1/2020	Police	Citywide	Active	Final Completion	Contribution from General Fund 3	City Funds	32000	Public Safety	\$ 100,000	\$ 58,847	\$ 22,324	\$ 81,171	\$ 18,829
40-B213202	New Police Web EOC Command Center - CW	10/1/2020	Police	Citywide	Adopted	Planning	Impact Fees - Police	City Funds	32000	Public Safety	\$ 100,000	\$ 88,590	\$ 499	\$ 89,089	\$ 10,911
40-B213203	Replacement of Damaged Police Vehicles - CW	10/1/2020	Police	Citywide	Adopted	Planning	Contribution from General Fund 3	City Funds	32000	Public Safety	\$ 139,000	\$ 135,892	\$ -	\$ 135,892	\$ 3,108
40-B213204	MPD Facilities Interior Lighting Enhancements	1/28/2021	Police	Citywide	Adopted	Planning	Impact Fees - Police	City Funds	32000	Public Safety	\$ 125,000	\$ 7,855	\$ -	\$ 7,855	\$ 117,145
40-B213205	Upgrade of AV System	1/28/2021	Police	Citywide	Adopted	Planning	Impact Fees - Police	City Funds	32000	Public Safety	\$ 150,000	\$ -	\$ 150,000	\$ 150,000	\$ -
40-B213206	Miami Police Department Facility Enhancements	1/28/2021	Police	Citywide	Adopted	Planning	Impact Fees 2	City Funds	32000	Public Safety	\$ 20,000	\$ 13,200	\$ -	\$ 13,200	\$ 6,800

Detailed Report by Capital Project Number

Project Number	Project Name	Initial Funding Date	Client	District	Status	Phase	Award Name	Award Type	Fund Number	Fund Description	Budget	Actual	Encumbrances	Total Cost	Total Available
40-B213206	Miami Police Department Facility Enhancements	1/28/2021	Police	Citywide	Adopted	Planning	Contribution from General Fund 3	City Funds	32000	Public Safety	\$ 30,000	\$ 29,816	\$ -	\$ 29,816	\$ 184
40-B213206	Miami Police Department Facility Enhancements	1/28/2021	Police	Citywide	Adopted	Planning	Impact Fees - Police	City Funds	32000	Public Safety	\$ 150,000	\$ 123,871	\$ 4,750	\$ 128,621	\$ 21,379
40-B213207	New Dispatch Console	1/28/2021	Police	Citywide	Adopted	Planning	Impact Fees - Police	City Funds	32000	Public Safety	\$ 90,000	\$ -	\$ -	\$ -	\$ 90,000
40-B213208	Miami Police Headquarters - Hardening	6/10/2021	Police	Citywide	Active	Planning	Contribution from General Fund 3	City Funds	32000	Public Safety	\$ 125,000	\$ 6,203	\$ -	\$ 6,203	\$ 118,797
40-B213208	Miami Police Headquarters - Hardening	6/10/2021	Police	Citywide	Active	Planning	Impact Fees - Police	City Funds	32000	Public Safety	\$ 25,000	\$ 13,878	\$ -	\$ 13,878	\$ 11,122
40-B213209	Fire Station 9 - Hardening	5/27/2021	Fire-Rescue	Citywide	Active	Planning	Contribution from General Fund 3	City Funds	32000	Public Safety	\$ 15,000	\$ 3,226	\$ -	\$ 3,226	\$ 11,774
40-B213209	Fire Station 9 - Hardening	5/27/2021	Fire-Rescue	Citywide	Active	Planning	CDBG Mitigation Program - FS9	Federal Pass Through State	32000	Public Safety	\$ 1,307,000	\$ -	\$ -	\$ -	\$ 1,307,000
40-B213210	Fire Station 2 - Hardening	5/27/2021	Fire-Rescue	Citywide	Active	Planning	Contribution from General Fund 3	City Funds	32000	Public Safety	\$ 12,724	\$ 4,054	\$ -	\$ 4,054	\$ 8,670
40-B213210	Fire Station 2 - Hardening	5/27/2021	Fire-Rescue	Citywide	Active	Planning	CDBG Mitigation Program - FS2	Federal Pass Through State	32000	Public Safety	\$ 994,303	\$ -	\$ -	\$ -	\$ 994,303
40-B213400	Exterior Painting and Patching for Dinner Key Dockmaster Building - D2	10/1/2020	Real Estate and Asset Management	Citywide	Adopted	Planning	10% Marinas Revenue	City Funds	34000	Public Facilities-CIP	\$ 30,000	\$ -	\$ 30,000	\$ 30,000	\$ -
40-B213401	Dinner Key Marina Fuel Dock - Phase II - D2	10/1/2020	Real Estate and Asset Management	Citywide	Adopted	Planning	10% Marinas Revenue	City Funds	34000	Public Facilities-CIP	\$ 800,000	\$ -	\$ -	\$ -	\$ 800,000
40-B213402	Dinner Key Mooring Field Marker #6 - D2	10/1/2020	Real Estate and Asset Management	Citywide	Adopted	Planning	10% Marinas Revenue	City Funds	34000	Public Facilities-CIP	\$ 8,000	\$ -	\$ -	\$ -	\$ 8,000
40-B213403	Dinner Key Pumpout Boat D2	10/1/2020	Real Estate and Asset Management	Citywide	Adopted	Planning	10% Marinas Revenue	City Funds	34000	Public Facilities-CIP	\$ 120,000	\$ -	\$ 37,153	\$ 37,153	\$ 82,847
40-B213403	Dinner Key Pumpout Boat D2	10/1/2020	Real Estate and Asset Management	Citywide	Adopted	Planning	Florida Department of Environmental Protection	State	34000	Public Facilities-CIP	\$ 111,458	\$ -	\$ 111,458	\$ 111,458	\$ -
40-B213404	Dinner Key Mooring Field Perimeter Buoy Replacement - D2	10/1/2020	Real Estate and Asset Management	Citywide	Adopted	Planning	10% Marinas Revenue	City Funds	34000	Public Facilities-CIP	\$ 25,000	\$ -	\$ -	\$ -	\$ 25,000
40-B213405	Dinner Key Shuttle Boat Repower - D2	10/1/2020	Real Estate and Asset Management	Citywide	Adopted	Planning	10% Marinas Revenue	City Funds	34000	Public Facilities-CIP	\$ 25,000	\$ -	\$ -	\$ -	\$ 25,000
40-B213406	Dinner Key Marina Gate Repairs - D2	10/1/2020	Real Estate and Asset Management	Citywide	Adopted	Planning	10% Marinas Revenue	City Funds	34000	Public Facilities-CIP	\$ 50,000	\$ -	\$ 16,500	\$ 16,500	\$ 33,500
40-B213407	Dinner Key Marina Wi-Fi - D2	10/1/2020	Real Estate and Asset Management	Citywide	Adopted	Planning	10% Marinas Revenue	City Funds	34000	Public Facilities-CIP	\$ 80,000	\$ -	\$ 6,754	\$ 6,754	\$ 73,246
40-B213408	Marine Stadium Marina Emergency Repairs	10/1/2020	Real Estate and Asset Management	Citywide	Adopted	Planning	10% Marinas Revenue	City Funds	34000	Public Facilities-CIP	\$ 45,000	\$ -	\$ -	\$ -	\$ 45,000
40-B213410	Olympia Theater Apartments Elevator Replacement	1/28/2021	Real Estate and Asset Management	5	Adopted	Planning	Contribution from General Fund 3	City Funds	34000	Public Facilities-CIP	\$ 900,000	\$ 386,468	\$ 314,415	\$ 700,883	\$ 199,118
40-B213412	Manuel Artime Loading Dock	1/28/2021	Real Estate and Asset Management	3	Adopted	Planning	Contribution from Special Revenue Fund	City Funds	34000	Public Facilities-CIP	\$ 5,546	\$ -	\$ -	\$ -	\$ 5,546
40-B213412	Manuel Artime Loading Dock	1/28/2021	Real Estate and Asset Management	3	Adopted	Planning	Contribution from General Fund 3	City Funds	34000	Public Facilities-CIP	\$ 78,491	\$ 4,826	\$ 33,140	\$ 37,966	\$ 40,525
40-B213413	Manuel Artime Concession Stand	1/28/2021	Real Estate and Asset Management	3	Adopted	Planning	Contribution from General Fund 3	City Funds	34000	Public Facilities-CIP	\$ 42,097	\$ 20,759	\$ -	\$ 20,759	\$ 21,339
40-B213414	District 4 Park Land Acquisition	4/22/2021	Parks and Recreation	4	Active	Final Completion	Impact Fees 2	City Funds	34000	Public Facilities-CIP	\$ 676,966	\$ 554,046	\$ 11,649	\$ 565,695	\$ 111,271
40-B213414	District 4 Park Land Acquisition	4/22/2021	Parks and Recreation	4	Active	Final Completion	Contribution from General Fund 3	City Funds	34000	Public Facilities-CIP	\$ 1	\$ -	\$ -	\$ -	\$ 1
40-B213414	District 4 Park Land Acquisition	4/22/2021	Parks and Recreation	4	Active	Final Completion	Impact Fees - Parks	City Funds	34000	Public Facilities-CIP	\$ 415,000	\$ 392,917	\$ -	\$ 392,917	\$ 22,083
40-B213414	District 4 Park Land Acquisition	4/22/2021	Parks and Recreation	4	Active	Final Completion	Miami Forever Bonds - Parks S2A	Debt Proceeds	34000	Public Facilities-CIP	\$ 1,000,000	\$ 14,000	\$ -	\$ 14,000	\$ 986,000
40-B213414A	District Affordable Housing Land Acquisition	6/27/2019	Real Estate and Asset Management	4	Adopted	Planning	Miami Forever Bonds - Housing S1B	Debt Proceeds	34000	Public Facilities-CIP	\$ 850,000	\$ 22,000	\$ -	\$ 22,000	\$ 828,000
40-B213415	Manuel Artime Seating Area	1/28/2021	Real Estate and Asset Management	3	Adopted	Planning	Contribution from General Fund 3	City Funds	34000	Public Facilities-CIP	\$ 11,510	\$ 11,510	\$ -	\$ 11,510	\$ -
40-B213416	James L. Knight Center Dampers and AC Repairs	5/27/2021	Real Estate and Asset Management	2	Adopted	Planning	Contribution from Special Revenue Fund	City Funds	34000	Public Facilities-CIP	\$ 40,000	\$ 37,200	\$ -	\$ 37,200	\$ 2,800
40-B213417	Olympia Theater Interior Lighting and Electrical Repairs	5/27/2021	Real Estate and Asset Management	5	Adopted	Planning	Contribution from Special Revenue Fund	City Funds	34000	Public Facilities-CIP	\$ 22,291	\$ -	\$ -	\$ -	\$ 22,291
40-B213418	Olympia Theater 40/50 Year Recertification	5/27/2021	Real Estate and Asset Management	5	Active	Planning	Contribution from General Fund 3	City Funds	34000	Public Facilities-CIP	\$ 75,000	\$ 1,065	\$ -	\$ 1,065	\$ 73,935
40-B213420	5215 W Flagler Affordable Housing	6/10/2021	Real Estate and Asset Management	4	Adopted	Planning	Miami Forever Bonds - Housing S2B	Debt Proceeds	31000	General Government Projects	\$ 1,505,000	\$ 1,497,129	\$ -	\$ 1,497,129	\$ 7,871

Detailed Report by Capital Project Number

Project Number	Project Name	Initial Funding Date	Client	District	Status	Phase	Award Name	Award Type	Fund Number	Fund Description	Budget	Actual	Encumbrances	Total Cost	Total Available
40-B213421	Affordable Housing Development -1251 SW 7th Street	7/22/2021	Real Estate and Asset Management	3	Active	Planning	Miami Forever Bonds - Housing S2B	Debt Proceeds	34000	Public Facilities-CIP	\$ 480,900	\$ 184,308	\$ 296,592	\$ 480,900	\$ -
40-B213500	Kinloch Park (a.k.a. Charlie DeLuca Park) - General Plan Design - D1	10/1/2020	Parks and Recreation	1	Adopted	Planning	Impact Fees - Parks	City Funds	35000	Parks & Recreation	\$ 100,000	\$ -	\$ -	\$ -	\$ 100,000
40-B213502	Henderson Park - New Sports Lighting - D3	10/1/2020	Parks and Recreation	3	Adopted	Planning	Impact Fees - Parks	City Funds	35000	Parks & Recreation	\$ 89,900	\$ 89,900	\$ -	\$ 89,900	\$ -
40-B213503	Shenandoah Park - Sports Lighting Upgrade - D4	10/1/2020	Parks and Recreation	4	Adopted	Planning	Contribution from Special Revenue Fund	City Funds	35000	Parks & Recreation	\$ 150,000	\$ 75,017	\$ 53,933	\$ 128,950	\$ 21,050
40-B213503	Shenandoah Park - Sports Lighting Upgrade - D4	10/1/2020	Parks and Recreation	4	Adopted	Planning	Impact Fees - Parks	City Funds	35000	Parks & Recreation	\$ 200,000	\$ 200,000	\$ -	\$ 200,000	\$ -
40-B213504	Legion Park Enhancements - Upgrade of Outdoor Fitness Equipment - D5	10/1/2020	Parks and Recreation	5	Adopted	Planning	Impact Fees - Parks	City Funds	35000	Parks & Recreation	\$ 100,000	\$ -	\$ -	\$ -	\$ 100,000
40-B213505	Athalie Range Park - Tennis and Basketball Courts Improvements - D5	10/1/2020	Parks and Recreation	5	Adopted	Planning	Impact Fees - Parks	City Funds	35000	Parks & Recreation	\$ 500,000	\$ 13,964	\$ 26,941	\$ 40,905	\$ 459,095
40-B213506	20 Street Replacement Trailers	10/1/2020	Parks and Recreation	Citywide	Active	Dry-Run/Permit	Contribution from General Fund 3	City Funds	35000	Parks & Recreation	\$ 1,500,000	\$ 140,785	\$ 51,373	\$ 192,158	\$ 1,307,842
40-B213507	D2 Park Land Acquisition	10/1/2020	Real Estate and Asset Management	2	Adopted	Planning	Impact Fees - Parks	City Funds	35000	Parks & Recreation	\$ 2,311,000	\$ 56,000	\$ 550	\$ 56,550	\$ 2,254,450
40-B213508	Triangle Park Enhancements	1/28/2021	Parks and Recreation	3	Adopted	Planning	Impact Fees 2	City Funds	35000	Parks & Recreation	\$ 102,050	\$ -	\$ -	\$ -	\$ 102,050
40-B213509	Henderson Park Enhancement	1/28/2021	Parks and Recreation	3	Adopted	Planning	Contribution from General Fund 3	City Funds	35000	Parks & Recreation	\$ 30,600	\$ -	\$ -	\$ -	\$ 30,600
40-B213510	Little Haiti Cultural-FFE	1/28/2021	Parks and Recreation	5	Adopted	Planning	Contribution from General Fund 3	City Funds	35000	Parks & Recreation	\$ 156,110	\$ -	\$ -	\$ -	\$ 156,110
40-B213511	Morningside Park Aquatic Complex	1/28/2021	Parks and Recreation	2	Active	Administrative Close-Out	Impact Fees - Parks	City Funds	35000	Parks & Recreation	\$ 733,733	\$ 328,087	\$ 402,924	\$ 731,011	\$ 2,723
40-B213512	Hadley Park - Resiliency Hub	5/27/2021	Parks and Recreation	5	Active	Planning	Impact Fees 2	City Funds	35000	Parks & Recreation	\$ 15,000	\$ 7,943	\$ -	\$ 7,943	\$ 7,057
40-B213512	Hadley Park - Resiliency Hub	5/27/2021	Parks and Recreation	5	Active	Planning	Florida Inland Navigation District	Federal Pass Through State	35000	Parks & Recreation	\$ 779,000	\$ -	\$ -	\$ -	\$ 779,000
40-B213513	College Football Entities Projects at Moore Park	6/24/2021	Parks and Recreation	5	Adopted	Planning	Contribution from General Fund 3	City Funds	35000	Parks & Recreation	\$ 500,000	\$ -	\$ -	\$ -	\$ 500,000
40-B213600	ADA Compliance - On-Street Parking per DOJ Settlement CW	10/1/2020	Risk Management	Citywide	Active	Bidding	Contribution from General Fund 3	City Funds	36000	Streets & Sidewalks	\$ 1,220,000	\$ 221,427	\$ 16,905	\$ 238,331	\$ 981,669
40-B213601	South Grove Traffic Study - Construction CW	10/1/2020	Resilience and Public Works	2	Active	Final Completion	Contribution from Special Revenue Fund	City Funds	36000	Streets & Sidewalks	\$ 250,000	\$ 170,479	\$ 79,521	\$ 250,000	\$ -
40-B213601	South Grove Traffic Study - Construction CW	10/1/2020	Resilience and Public Works	2	Active	Final Completion	Contribution from General Fund 3	City Funds	36000	Streets & Sidewalks	\$ 600,000	\$ 90,964	\$ 43,032	\$ 133,996	\$ 466,004
40-B213602	Little Havana Pedestrian Priority Zone	1/28/2021	Resilience and Public Works	3	Active	Design	Local Option Gas Tax 1	City Funds	36000	Streets & Sidewalks	\$ 55,000	\$ 51,471	\$ -	\$ 51,471	\$ 3,529
40-B213602	Little Havana Pedestrian Priority Zone	1/28/2021	Resilience and Public Works	3	Active	Design	Contribution from Special Revenue Fund	City Funds	36000	Streets & Sidewalks	\$ 314,472	\$ 103,926	\$ -	\$ 103,926	\$ 210,545
40-B213602	Little Havana Pedestrian Priority Zone	1/28/2021	Resilience and Public Works	3	Active	Design	Contribution from General Fund 3	City Funds	36000	Streets & Sidewalks	\$ 664,778	\$ 111,853	\$ 0	\$ 111,853	\$ 552,924
40-B213602	Little Havana Pedestrian Priority Zone	1/28/2021	Resilience and Public Works	3	Active	Design	Stormwater Utility Trust Fund 2008	City Funds	36000	Streets & Sidewalks	\$ 1,100,000	\$ 98,523	\$ 248,264	\$ 346,787	\$ 753,213
40-B213602	Little Havana Pedestrian Priority Zone	1/28/2021	Resilience and Public Works	3	Active	Design	Local Option Gas Tax 2	City Funds	36000	Streets & Sidewalks	\$ 74,607	\$ 67,206	\$ -	\$ 67,206	\$ 7,401
40-B213602	Little Havana Pedestrian Priority Zone	1/28/2021	Resilience and Public Works	3	Active	Design	Citywide Landscape	City Funds	36000	Streets & Sidewalks	\$ 295,482	\$ 1,392	\$ -	\$ 1,392	\$ 294,090
40-B213602	Little Havana Pedestrian Priority Zone	1/28/2021	Resilience and Public Works	3	Active	Design	FDOT - Little Havana Pedestrian Priority Zone, 40-B213602	State	36000	Streets & Sidewalks	\$ 3,000,000	\$ -	\$ -	\$ -	\$ 3,000,000
40-B213602A	Little Havana Pedestrian Zone - COLAB Consulting Services	6/9/2022	Resilience and Public Works	3	Adopted	Planning	Contribution from General Fund 3	City Funds	36000	Streets & Sidewalks	\$ 50,000	\$ -	\$ -	\$ -	\$ 50,000
40-B213603	Commodore Trail Master Plan and Improvements	7/23/2020	Parks and Recreation	Citywide	Active	Planning	Contribution from Special Revenue Fund	City Funds	36000	Streets & Sidewalks	\$ 141,788	\$ 80,649	\$ 6,676	\$ 87,325	\$ 54,463
40-B213603	Commodore Trail Master Plan and Improvements	7/23/2020	Parks and Recreation	Citywide	Active	Planning	Miami-Dade County Transportation and Public Works	County	36000	Streets & Sidewalks	\$ 1,300,000	\$ 247,132	\$ 234,771	\$ 481,903	\$ 818,097
40-B213604	Micromobility Network JPA with MDC	6/10/2021	Resilience and Public Works	2	Adopted	Planning	Contribution from Special Revenue Fund	City Funds	36000	Streets & Sidewalks	\$ 1,000,000	\$ 201,937	\$ -	\$ 201,937	\$ 798,063

Detailed Report by Capital Project Number

Project Number	Project Name	Initial Funding Date	Client	District	Status	Phase	Award Name	Award Type	Fund Number	Fund Description	Budget	Actual	Encumbrances	Total Cost	Total Available
40-B213605	NW 11th Street from NW 1st Avenue To NW 3rd Avenue	5/27/2021	Resilience and Public Works	5	Active	Design	Contribution from General Fund 3	City Funds	36000	Streets & Sidewalks	\$ 230,143	\$ 69,741	\$ 128,433	\$ 198,174	\$ 31,969
40-B213605	NW 11th Street from NW 1st Avenue To NW 3rd Avenue	5/27/2021	Resilience and Public Works	5	Active	Design	Stormwater Utility Trust Fund 2008	City Funds	36000	Streets & Sidewalks	\$ 109,856	\$ 77,568	\$ 32,288	\$ 109,856	\$ -
40-B213605	NW 11th Street from NW 1st Avenue To NW 3rd Avenue	5/27/2021	Resilience and Public Works	5	Active	Design	Citywide Landscape	City Funds	36000	Streets & Sidewalks	\$ 24,141	\$ 22,141	\$ 2,000	\$ 24,141	\$ -
40-B213606	Kinloch Roadway Improvements	6/10/2021	Resilience and Public Works	4	Active	Design	Transit Half-Cent Surtax 2	City Funds	36000	Streets & Sidewalks	\$ 19,619	\$ 19,619	\$ -	\$ 19,619	\$ -
40-B213606	Kinloch Roadway Improvements	6/10/2021	Resilience and Public Works	4	Active	Design	Contribution from General Fund-SSL	City Funds	36000	Streets & Sidewalks	\$ 480,381	\$ 82,497	\$ 59,098	\$ 141,595	\$ 338,786
40-B213700	Antonio Maceo Park - Main Sewer Line Replacement	6/10/2021	Parks and Recreation	1	Active	Construction	Sanitary Sewer Non-Bond	City Funds	37000	Sanitary Sewers	\$ 428,436	\$ 93,245	\$ 129,298	\$ 222,543	\$ 205,893
40-B213800	Stormwater Inlet Filters - CW	10/1/2020	Resilience and Public Works	Citywide	Adopted	Planning	Stormwater Utility Trust Fund 2008	City Funds	38000	Storm Sewers	\$ 270,000	\$ 98,053	\$ -	\$ 98,053	\$ 171,947
40-B223100	Code Compliance Body Cameras	10/1/2021	Code Compliance	Citywide	Adopted	Non-Infrastructure	Impact Fees - General Government	City Funds	31000	General Government Projects	\$ 150,000	\$ 147,253	\$ 2,747	\$ 150,000	\$ -
40-B223101	Code Task Force - Vehicles	10/1/2021	Code Compliance	Citywide	Adopted	Non-Infrastructure	Contribution from General Fund 3	City Funds	31000	General Government Projects	\$ 81,000	\$ 78,841	\$ -	\$ 78,841	\$ 2,159
40-B223102	Building Task Force - Computers	10/1/2021	Building	Citywide	Adopted	Non-Infrastructure	Contribution from General Fund 3	City Funds	31000	General Government Projects	\$ 28,000	\$ -	\$ -	\$ -	\$ 28,000
40-B223103	Finance POS System Replacement	10/1/2021	Finance	Citywide	Adopted	Non-Infrastructure	Contribution from General Fund 3	City Funds	31000	General Government Projects	\$ 1,256,000	\$ 406,855	\$ -	\$ 406,855	\$ 849,145
40-B223104	SplashBI Software (EIS)	10/1/2021	Finance	Citywide	Adopted	Non-Infrastructure	Contribution from General Fund 3	City Funds	31000	General Government Projects	\$ 95,000	\$ 92,090	\$ -	\$ 92,090	\$ 2,910
40-B223106	MRC Riverside Walkway Lighting	10/1/2021	General Service Administration	Citywide	Active	Planning	Contribution from General Fund 3	City Funds	31000	General Government Projects	\$ 30,000	\$ 26,183	\$ -	\$ 26,183	\$ 3,817
40-B223108	Cyber Recovery Vault	10/1/2021	Innovation and Technology	Citywide	Adopted	Non-Infrastructure	Contribution from General Fund 3	City Funds	31000	General Government Projects	\$ 470,000	\$ 382,335	\$ -	\$ 382,335	\$ 87,665
40-B223109	Computer Replacement - IT	10/1/2021	Innovation and Technology	Citywide	Adopted	Non-Infrastructure	Contribution from General Fund 3	City Funds	31000	General Government Projects	\$ 500,000	\$ 358,786	\$ 521	\$ 359,308	\$ 140,693
40-B223110	Public Benefits Database	10/1/2021	Planning	Citywide	Adopted	Non-Infrastructure	Contribution from General Fund 3	City Funds	31000	General Government Projects	\$ 150,000	\$ 70,416	\$ 79,024	\$ 149,440	\$ 560
40-B223111	Gridics Land Development Study	10/1/2021	Zoning	Citywide	Adopted	Non-Infrastructure	Contribution from General Fund 3	City Funds	31000	General Government Projects	\$ 20,000	\$ -	\$ -	\$ -	\$ 20,000
40-B223112	Land Use Analysis Tool	10/1/2021	Zoning	Citywide	Adopted	Non-Infrastructure	Contribution from General Fund 3	City Funds	31000	General Government Projects	\$ 20,000	\$ -	\$ -	\$ -	\$ 20,000
40-B223113	Records Digitization - Planning Dept	10/1/2021	Zoning	Citywide	Adopted	Non-Infrastructure	Contribution from General Fund 3	City Funds	31000	General Government Projects	\$ 216,000	\$ 10,281	\$ 32,091	\$ 42,372	\$ 173,628
40-B223114	Expanding Affordable Dwelling Unit (ADU) Program	10/1/2021	Zoning	Citywide	Adopted	Non-Infrastructure	Contribution from General Fund 3	City Funds	31000	General Government Projects	\$ 125,000	\$ -	\$ -	\$ -	\$ 125,000
40-B223115	Building - Computer Upgrades	10/1/2021	Building	Citywide	Adopted	Non-Infrastructure	Contribution from General Fund 3	City Funds	31000	General Government Projects	\$ 500,000	\$ 432,456	\$ -	\$ 432,456	\$ 67,544
40-B223116	Building TaskForce Vehicles	10/1/2021	Building	Citywide	Adopted	Non-Infrastructure	Contribution from General Fund 3	City Funds	31000	General Government Projects	\$ 120,000	\$ 119,886	\$ -	\$ 119,886	\$ 114
40-B223117	RPW Light Fleet Acquisition	10/1/2021	Resilience and Public Works	Citywide	Adopted	Non-Infrastructure	Contribution from General Fund 3	City Funds	31000	General Government Projects	\$ 194,000	\$ 185,108	\$ -	\$ 185,108	\$ 8,892
40-B223118	MRC Garage Access Plan	10/1/2021	Real Estate and Asset Management	Citywide	Adopted	Planning	Contribution from General Fund 3	City Funds	31000	General Government Projects	\$ 500,000	\$ 490,000	\$ 10,000	\$ 500,000	\$ -
40-B223119	Oracle Cloud Startup	10/1/2021	Finance	Citywide	Adopted	Planning	Contribution from General Fund 3	City Funds	31000	General Government Projects	\$ 13,682,000	\$ 1,156,015	\$ -	\$ 1,156,015	\$ 12,525,985

Detailed Report by Capital Project Number

Project Number	Project Name	Initial Funding Date	Client	District	Status	Phase	Award Name	Award Type	Fund Number	Fund Description	Budget	Actual	Encumbrances	Total Cost	Total Available
40-B223120	Enterprise Permitting Solutions	10/1/2021	Building	Citywide	Adopted	Planning	Contribution from General Fund 3	City Funds	31000	General Government Projects	\$ 9,600,000	\$ 786,285	\$ 779,939	\$ 1,566,224	\$ 8,033,776
40-B223121	Building Efficiency 305 (BE305)	10/1/2021	Building	Citywide	Adopted	Planning	Contribution from General Fund 3	City Funds	31000	General Government Projects	\$ 750,000	\$ 223,589	\$ 40,875	\$ 264,463	\$ 485,537
40-B223122	Geographic Information System (GIS) Implementation - Riverwalks and Baywalks	11/18/2021	Office of Capital Improvements	Citywide	Active	Administrative Close Out	Contribution from General Fund 3	City Funds	31000	General Government Projects	\$ 20,000	\$ 13,825	\$ -	\$ 13,825	\$ 6,175
40-B223123	Citywide Light Fleet Replacement	11/18/2021	General Service Administration	Citywide	Adopted	Non-Infrastructure	Contribution from General Fund 3	City Funds	31000	General Government Projects	\$ 1,217,378	\$ 442,160	\$ 395,982	\$ 838,142	\$ 379,236
40-B223124	Assessment of the MRC Garage	6/9/2022	General Service Administration	5	Active	Pre-Construction	Contribution from General Fund 3	City Funds	31000	General Government Projects	\$ 684,000	\$ 99,084	\$ 512,916	\$ 612,000	\$ 72,000
40-B223125	Commission Chambers - Communication Improvements	6/9/2022	Communications	Citywide	Adopted	Planning	Contribution from General Fund 3	City Funds	31000	General Government Projects	\$ 150,000	\$ 90,893	\$ 200	\$ 91,093	\$ 58,907
40-B223126	City Manager's Office Reconfiguration	6/9/2022	General Service Administration	Citywide	Adopted	Planning	Contribution from General Fund 3	City Funds	31000	General Government Projects	\$ 85,000	\$ 9,811	\$ -	\$ 9,811	\$ 75,189
40-B223127	Miami Forever Bond Homeowner Preservation Program Project Management	6/9/2022	Housing and Community Development	Citywide	Active	Pre-Construction	Miami Forever Bonds - Housing 52B	Debt Proceeds	31000	General Government Projects	\$ 200,000	\$ 22,122	\$ -	\$ 22,122	\$ 177,878
40-B223201	Fire-Rescue Cardiac Monitors - Grant Match	10/1/2021	Fire-Rescue	Citywide	Adopted	Non-Infrastructure	Impact Fees - Fire	City Funds	32000	Public Safety	\$ 200,000	\$ -	\$ -	\$ -	\$ 200,000
40-B223202	Aero Computer Mapping	10/1/2021	Police	Citywide	Adopted	Non-Infrastructure	Impact Fees - Police	City Funds	32000	Public Safety	\$ 134,000	\$ 133,795	\$ -	\$ 133,795	\$ 205
40-B223203	Police Fiber Optics	10/1/2021	Police	Citywide	Adopted	Non-Infrastructure	Impact Fees - Police	City Funds	32000	Public Safety	\$ 143,000	\$ 75,177	\$ 67,143	\$ 142,320	\$ 680
40-B223205	Police Surveillance Platform	10/1/2021	Police	Citywide	Adopted	Non-Infrastructure	Contribution from General Fund 3	City Funds	32000	Public Safety	\$ 155,000	\$ 154,761	\$ -	\$ 154,761	\$ 239
40-B223207	Police Fleet Acquisition	10/1/2021	Police	Citywide	Adopted	Non-Infrastructure	Contribution from General Fund 3	City Funds	32000	Public Safety	\$ 9,760,000	\$ 9,678,219	\$ 81,674	\$ 9,759,893	\$ 107
40-B223208	Fire Fleet Acquisition	10/1/2021	Fire-Rescue	Citywide	Adopted	Non-Infrastructure	Contribution from General Fund 3	City Funds	32000	Public Safety	\$ 618,000	\$ 190,747	\$ 376,494	\$ 567,241	\$ 50,759
40-B223209	Fire-Rescue Bunker Gear	11/18/2021	Fire-Rescue	Citywide	Adopted	Non-Infrastructure	Contribution from General Fund 3	City Funds	32000	Public Safety	\$ 1,700,000	\$ 1,589,121	\$ 110,879	\$ 1,700,000	\$ -
40-B223210	Derelict Vessel Removal MPD	3/11/2021	Police	Citywide	Adopted	Planning	Contribution from General Fund 3	City Funds	32000	Public Safety	\$ 50,000	\$ 47,250	\$ -	\$ 47,250	\$ 2,750
40-B223210	Derelict Vessel Removal MPD	3/11/2021	Police	Citywide	Adopted	Planning	Florida Inland Navigation District	State	32000	Public Safety	\$ 50,000	\$ 41,950	\$ -	\$ 41,950	\$ 8,050
40-B223211	Emergency Repairs for the Police Garage	6/9/2022	Police	Citywide	Adopted	Planning	Contribution from General Fund 3	City Funds	32000	Public Safety	\$ 96,000	\$ 54,830	\$ -	\$ 54,830	\$ 41,170
40-B223212	Fire Station 12 - Hardening	2/10/2022	Fire-Rescue	Citywide	Active	Planning	CDBG Mitigation Program - FS12	Federal Pass Through State	32000	Public Safety	\$ 1,423,000	\$ -	\$ -	\$ -	\$ 1,423,000
40-B223400	DREAM Upgrades	10/1/2021	Real Estate and Asset Management	Citywide	Adopted	Planning	Contribution from Special Revenue Fund	City Funds	34000	Public Facilities-CIP	\$ 32,637	\$ -	\$ -	\$ -	\$ 32,637
40-B223400	DREAM Upgrades	10/1/2021	Real Estate and Asset Management	Citywide	Adopted	Planning	Contribution from General Fund 3	City Funds	34000	Public Facilities-CIP	\$ 36,859	\$ -	\$ -	\$ -	\$ 36,859
40-B223401	Affordable Housing Development and Park Projects	10/18/2021	Real Estate and Asset Management	Citywide	Adopted	Planning	Public Benefit Contribution - Southside Place	Private	34000	Public Facilities-CIP	\$ 9,000,000	\$ -	\$ -	\$ -	\$ 9,000,000
40-B223403	Miamarina Canopy Replacement	11/18/2021	Real Estate and Asset Management	2	Adopted	Planning	10% Marinas Revenue	City Funds	34000	Public Facilities-CIP	\$ 70,000	\$ 16,704	\$ -	\$ 16,704	\$ 53,296
40-B223404	Demolition at 2735 NW 10 AVE	6/9/2006	Real Estate and Asset Management	1	Active	Construction	Contribution from Special Revenue Fund	City Funds	34000	Public Facilities-CIP	\$ 220,000	\$ 56,701	\$ 156,141	\$ 212,841	\$ 7,159
40-B223405	James L. Knight Center G4 Garage Emergency Elevator Repairs	6/9/2006	Real Estate and Asset Management	Citywide	Adopted	Planning	Contribution from Special Revenue Fund	City Funds	34000	Public Facilities-CIP	\$ 54,000	\$ 35,352	\$ -	\$ 35,352	\$ 18,648
40-B223406	James L. Knight Center Escalator Re-Modernization	6/9/2006	Real Estate and Asset Management	2	Adopted	Planning	Contribution from Special Revenue Fund	City Funds	35000	Parks & Recreation	\$ 355,000	\$ 86,800	\$ -	\$ 86,800	\$ 268,200
40-B223407	James L. Knight Center Emergency Elevator Jack Repairs	6/9/2006	Real Estate and Asset Management	Citywide	Adopted	Planning	Contribution from Special Revenue Fund	City Funds	34000	Public Facilities-CIP	\$ 112,000	\$ -	\$ -	\$ -	\$ 112,000
40-B223408	Watson Island Pumpout Vessel and Dinghy Dock	6/9/2006	Real Estate and Asset Management	Citywide	Adopted	Planning	Contribution from Special Revenue Fund	City Funds	34000	Public Facilities-CIP	\$ 39,000	\$ -	\$ -	\$ -	\$ 39,000
40-B223501	Kirk Munroe Tennis Court Reconstruction and Lighting Improvements	10/1/2021	Parks and Recreation	2	Adopted	Planning	Impact Fees - Parks	City Funds	35000	Parks & Recreation	\$ 400,000	\$ 11,989	\$ 32,404	\$ 44,393	\$ 355,607

Detailed Report by Capital Project Number

Project Number	Project Name	Initial Funding Date	Client	District	Status	Phase	Award Name	Award Type	Fund Number	Fund Description	Budget	Actual	Encumbrances	Total Cost	Total Available
40-B223502	Simpson Park General Enhancements	10/1/2021	Parks and Recreation	2	Adopted	Planning	Impact Fees - Parks	City Funds	35000	Parks & Recreation	\$ 300,000	\$ 17,284	\$ 54,731	\$ 72,014	\$ 227,986
40-B223503	Jose Marti Pool Sand Filtration System	10/1/2021	Parks and Recreation	3	Adopted	Planning	Impact Fees - Parks	City Funds	35000	Parks & Recreation	\$ 150,000	\$ 4,995	\$ -	\$ 4,995	\$ 145,005
40-B223504	Robert King High Park General Enhancements	10/1/2021	Parks and Recreation	4	Adopted	Planning	Impact Fees - Parks	City Funds	35000	Parks & Recreation	\$ 300,000	\$ -	\$ -	\$ -	\$ 300,000
40-B223505	Charles Hadley Pool Sand Filtration System	10/1/2021	Parks and Recreation	5	Adopted	Planning	Impact Fees - Parks	City Funds	35000	Parks & Recreation	\$ 200,000	\$ 4,995	\$ 4,995	\$ 9,990	\$ 190,010
40-B223506	Buena Vista Park Court Reconstruction	10/1/2021	Parks and Recreation	5	Adopted	Planning	Impact Fees - Parks	City Funds	35000	Parks & Recreation	\$ 300,000	\$ 9,122	\$ 85,634	\$ 94,756	\$ 205,244
40-B223507	Legion Park Shore Stabilization - Design and Permitting	10/1/2021	Parks and Recreation	5	Active	Design	Impact Fees - Parks	City Funds	35000	Parks & Recreation	\$ 430,350	\$ 161,152	\$ 243,465	\$ 404,617	\$ 25,733
40-B223507	Legion Park Shore Stabilization - Design and Permitting	10/1/2021	Parks and Recreation	5	Active	Design	Florida Inland Navigation District	State	35000	Parks & Recreation	\$ 196,300	\$ -	\$ -	\$ -	\$ 196,300
40-B223508	Melreese Golf Course Structural Improvements	6/9/2022	Parks and Recreation	1	Adopted	Planning	Contribution from Special Revenue Fund	City Funds	35000	Parks & Recreation	\$ 50,000	\$ -	\$ -	\$ -	\$ 50,000
40-B223509	Unity Park Enhancements	6/9/2022	Parks and Recreation	1	Adopted	Planning	Contribution from Special Revenue Fund	City Funds	35000	Parks & Recreation	\$ 150,000	\$ -	\$ -	\$ -	\$ 150,000
40-B223510	Mary Brickell Park General Enhancements	6/9/2022	Parks and Recreation	2	Adopted	Planning	Contribution from Special Revenue Fund	City Funds	35000	Parks & Recreation	\$ 200,000	\$ -	\$ -	\$ -	\$ 200,000
40-B223511	1320 Mini Park Enhancements	6/9/2022	Parks and Recreation	3	Adopted	Planning	Contribution from Special Revenue Fund	City Funds	35000	Parks & Recreation	\$ 350,000	\$ -	\$ -	\$ -	\$ 350,000
40-B223512	Robert King High Park Enhancements	6/9/2022	Parks and Recreation	4	Adopted	Planning	Contribution from Special Revenue Fund	City Funds	35000	Parks & Recreation	\$ 100,000	\$ 68,000	\$ -	\$ 68,000	\$ 32,000
40-B223513	Buena Vista Park Building Improvements	6/9/2022	Parks and Recreation	5	Adopted	Planning	Contribution from Special Revenue Fund	City Funds	35000	Parks & Recreation	\$ 200,000	\$ 895	\$ -	\$ 895	\$ 199,105
40-B223514	City Cemetery Structural Improvements	6/9/2022	Parks and Recreation	5	Adopted	Planning	Contribution from Special Revenue Fund	City Funds	35000	Parks & Recreation	\$ 100,000	\$ -	\$ 69,951	\$ 69,951	\$ 30,049
40-B223515	40/50 Recertification Improvements at Citywide Parks	6/9/2022	Parks and Recreation	Citywide	Adopted	Planning	Contribution from Special Revenue Fund	City Funds	35000	Parks & Recreation	\$ 425,000	\$ -	\$ 13,637	\$ 13,637	\$ 411,363
40-B223516	Parks Citywide Lightning Prediction System	6/9/2022	Parks and Recreation	Citywide	Adopted	Planning	Contribution from Special Revenue Fund	City Funds	35000	Parks & Recreation	\$ 100,000	\$ -	\$ -	\$ -	\$ 100,000
40-B223517	Parks Maintenance Equipment Replacement	6/9/2022	Parks and Recreation	Citywide	Adopted	Planning	Contribution from Special Revenue Fund	City Funds	35000	Parks & Recreation	\$ 200,000	\$ 121,153	\$ 61,392	\$ 182,544	\$ 17,456
40-B223519	Cuban Memorial Boulevard Park Improvements and Enhancements	6/9/2022	Parks and Recreation	3	Adopted	Planning	Contribution from General Fund 3	City Funds	35000	Parks & Recreation	\$ 134,165	\$ -	\$ -	\$ -	\$ 134,165
40-B223519	Cuban Memorial Boulevard Park Improvements and Enhancements	6/9/2022	Parks and Recreation	3	Adopted	Planning	Impact Fees - Parks	City Funds	35000	Parks & Recreation	\$ 500,000	\$ 84,560	\$ -	\$ 84,560	\$ 415,440
40-B223520	Little River Pocket Park Enhancements	6/9/2022	Parks and Recreation	5	Adopted	Planning	Impact Fees - Parks	City Funds	35000	Parks & Recreation	\$ 100,000	\$ -	\$ -	\$ -	\$ 100,000
40-B223521	Parks Public WiFi Installation	10/1/2021	Parks and Recreation	Citywide	Adopted	Planning	American Rescue Plan Act	Federal	35000	Parks & Recreation	\$ 2,500,000	\$ -	\$ -	\$ -	\$ 2,500,000
40-B223522	Edgewater Neighborhood Area Baywalk and Park Improvements	44847	Parks and Recreation	2	Adopted	Planning	Edgewater Neighborhood Area Settlement Agreement vs. BMIP Holdings, 40-B223522	Private	35000	Parks & Recreation	\$ 400,000	\$ -	\$ -	\$ -	\$ 400,000
40-B223600	District 3 Traffic Calming Device at SW 12 Street between SW 16 Avenue and SW 17 Avenue	11/18/2021	Resilience and Public Works	3	Active	Construction	Transit Half-Cent Surtax 2	City Funds	36000	Streets & Sidewalks	\$ 57,000	\$ 39,526	\$ 14,813	\$ 54,339	\$ 2,661
40-B223601	Spring Garden Traffic Calming Devices	11/18/2021	Resilience and Public Works	1	Active	Design	Contribution from General Fund 3	City Funds	36000	Streets & Sidewalks	\$ 270,000	\$ 38,059	\$ 129,747	\$ 167,805	\$ 102,195
40-B223602	NW 2 Ave (NW 8 St to NW 11 St)	11/18/2021	Resilience and Public Works	5	Adopted	Planning	Contribution from General Fund 3	City Funds	36000	Streets & Sidewalks	\$ 62,127	\$ -	\$ -	\$ -	\$ 62,127
40-B223604	MLK Boulevard Beautification and Lighting	6/9/2022	Resilience and Public Works	5	Adopted	Administrative Close Out	Contribution from General Fund 3	City Funds	36000	Streets & Sidewalks	\$ 100,000	\$ 100,000	\$ -	\$ 100,000	\$ -
40-B223800	20 NW North River Dr Rip-Rap and Boat Slip - Phase I	6/9/2022	Real Estate and Asset Management	1	Active	A/E Selection	Contribution from General Fund 3	City Funds	38000	Storm Sewers	\$ 120,000	\$ 8,536	\$ -	\$ 8,536	\$ 111,464
40-B223801	East Flagami Flood Mitigation	10/1/2022	Resilience and Public Works	4	Adopted	Planning	Miami Forever Bonds - Sea Level S2A	Debt Proceeds	38000	Storm Sewers	\$ 15,000,000	\$ -	\$ -	\$ -	\$ 15,000,000
40-B223802	Auburndale Flood Mitigation Project	10/1/2022	Resilience and Public Works	4	Adopted	Planning	Miami Forever Bonds - Sea Level S2A	Debt Proceeds	38000	Storm Sewers	\$ 10,000,000	\$ -	\$ -	\$ -	\$ 10,000,000

Detailed Report by Capital Project Number

Project Number	Project Name	Initial Funding Date	Client	District	Status	Phase	Award Name	Award Type	Fund Number	Fund Description	Budget	Actual	Encumbrances	Total Cost	Total Available
40-B233100	Key Storage System	10/1/2022	General Service Administration	Citywide	Adopted	Planning	Impact Fees - General Government	City Funds	31000	General Government Projects	\$ 100,000	\$ -	\$ -	\$ -	\$ 100,000
40-B233101	IT Security Assessment	11/17/2022	Innovation and Technology	Citywide	Adopted	Planning	Contribution from General Fund 3	City Funds	31000	General Government Projects	\$ 800,000	\$ 773,645	\$ -	\$ 773,645	\$ 26,355
40-B233102	City Hall 2nd Floor Terrace Repairs	11/17/2022	General Service Administration	2	Active	Planning	Contribution from General Fund 3	City Funds	31000	General Government Projects	\$ 693,000	\$ 2,434	\$ -	\$ 2,434	\$ 690,566
40-B233103	Miami Comprehensive Plan (Evaluation Appraisal Report(EAR))	11/17/2022	General Service Administration	Citywide	Active	Planning	Contribution from General Fund 3	City Funds	31000	General Government Projects	\$ 250,000	\$ -	\$ 242,150	\$ 242,150	\$ 7,850
40-B233104	Upper East Side District Office Renovation	2/23/2023	Commissioner's Office	5	Active	Design	Sanitary Sewer Non-Bond	City Funds	31000	General Government Projects	\$ 58,000	\$ 320	\$ 2,260	\$ 2,580	\$ 55,420
40-B233104	Upper East Side District Office Renovation	2/23/2023	Commissioner's Office	5	Active	Design	Contribution from Special Revenue Fund	City Funds	31000	General Government Projects	\$ 94,000	\$ 1,650	\$ 23,000	\$ 24,650	\$ 69,350
40-B233105	Reroofing of Building B-3 Communications/GSA and Repairs for Buildings 1,2,3 and 4-Building at Fire Station 3	5/11/2023	General Service Administration	Citywide	Active	Planning	Contribution from General Fund 3	City Funds	31000	General Government Projects	\$ 2,300,000	\$ -	\$ -	\$ -	\$ 2,300,000
40-B233106	Citywide Heavy Fleet Replacement	5/11/2023	General Service Administration	Citywide	Active	Planning	Contribution from General Fund 3	City Funds	31000	General Government Projects	\$ 1,072,000	\$ -	\$ -	\$ -	\$ 1,072,000
40-B233107	Police Vehicles	5/11/2023	Police	Citywide	Active	Planning	Contribution from General Fund 3	City Funds	31000	General Government Projects	\$ 7,308,000	\$ -	\$ 1,895,822	\$ 1,895,822	\$ 5,412,178
40-B233201	CCTV Camera Expansion for Phase II Model City and Little Haiti	10/1/2022	Police	Citywide	Active	Planning	Impact Fees - Police	City Funds	32000	Public Safety	\$ 255,000	\$ 85,347	\$ 169,653	\$ 255,000	\$ -
40-B233202	Canopy for Mounted Police Arena	10/1/2022	Police	Citywide	Adopted	Planning	Impact Fees - Police	City Funds	32000	Public Safety	\$ 94,000	\$ -	\$ -	\$ -	\$ 94,000
40-B233203	LiveScan Digital Finger Print Reader	10/1/2022	Police	Citywide	Active	Planning	Impact Fees - Police	City Funds	32000	Public Safety	\$ 12,000	\$ -	\$ 9,585	\$ 9,585	\$ 2,415
40-B233204	Marine Patrol Vessel	10/1/2022	Police	Citywide	Active	Planning	Impact Fees - Police	City Funds	32000	Public Safety	\$ 290,000	\$ -	\$ 289,153	\$ 289,153	\$ 847
40-B233204	Marine Patrol Vessel	10/1/2022	Police	Citywide	Active	Planning	Florida Inland Navigation District	State	32000	Public Safety	\$ 75,000	\$ -	\$ 75,000	\$ 75,000	\$ -
40-B233206	Outboard Motors	10/1/2022	Police	Citywide	Adopted	Planning	Impact Fees - Police	City Funds	32000	Public Safety	\$ 41,000	\$ -	\$ -	\$ -	\$ 41,000
40-B233207	Fire Station No. 8 - Floor Repairs	11/17/2022	Fire-Rescue	2	Proposed	Planning	Contribution from General Fund 3	City Funds	32000	Public Safety	\$ 200,000	\$ -	\$ -	\$ -	\$ 200,000
40-B233208	Motorola PD Vigilant LPR	2/23/2023	Police	Citywide	Active	Planning	Contribution from Special Revenue Fund	City Funds	32000	Public Safety	\$ 636,379	\$ -	\$ 636,379	\$ 636,379	\$ -
40-B233209	Miami Police Cloud Data Services	2/23/2023	Police	Citywide	Adopted	Planning	Contribution from Special Revenue Fund	City Funds	32000	Public Safety	\$ 269,621	\$ -	\$ -	\$ -	\$ 269,621
40-B233210	Police Internal Affairs Office Buildout	5/11/2023	Police	Citywide	Active	Planning	Contribution from General Fund 3	City Funds	32000	Public Safety	\$ 40,000	\$ -	\$ -	\$ -	\$ 40,000
40-B233211	Police North 1st Floor	5/11/2023	Police	Citywide	Active	Planning	Contribution from General Fund 3	City Funds	32000	Public Safety	\$ 57,000	\$ -	\$ 57,000	\$ 57,000	\$ -
40-B233212	Mouted Police Additional Horse	5/11/2023	Police	Citywide	Active	Planning	Contribution from General Fund 3	City Funds	32000	Public Safety	\$ 15,000	\$ -	\$ -	\$ -	\$ 15,000
40-B233213	Police E911 Computers	5/11/2023	Police	Citywide	Active	Planning	Contribution from General Fund 3	City Funds	32000	Public Safety	\$ 203,000	\$ -	\$ 202,916	\$ 202,916	\$ 84
40-B233214	Police E911 Go-Kits	5/11/2023	Police	Citywide	Active	Planning	Contribution from General Fund 3	City Funds	32000	Public Safety	\$ 56,000	\$ -	\$ -	\$ -	\$ 56,000
40-B233215	Police E911 Furniture	5/11/2023	Police	Citywide	Active	Planning	Contribution from General Fund 3	City Funds	32000	Public Safety	\$ 50,000	\$ -	\$ -	\$ -	\$ 50,000
40-B233400	Tower Theater - Welcome Center	5/11/2023	Real Estate and Asset Management	3	Active	Planning	Contribution from Special Revenue Fund	City Funds	34000	Public Facilities-CIP	\$ 29,000	\$ -	\$ -	\$ -	\$ 29,000
40-B233401	Tower Theater - Cinema No.2	5/11/2023	Real Estate and Asset Management	3	Active	Planning	Contribution from Special Revenue Fund	City Funds	34000	Public Facilities-CIP	\$ 157,000	\$ -	\$ -	\$ -	\$ 157,000
40-B233500	Margaret Pace Park - Phase I	10/1/2022	Parks and Recreation	2	Active	A/E Selection	Impact Fees - Parks	City Funds	35000	Parks & Recreation	\$ 1,079,600	\$ 2,414	\$ -	\$ 2,414	\$ 1,077,186
40-B233501	Peacock Park - Phase I	10/1/2022	Parks and Recreation	2	Active	A/E Selection	Impact Fees - Parks	City Funds	35000	Parks & Recreation	\$ 308,000	\$ 7,921	\$ -	\$ 7,921	\$ 300,079
40-B233502	Lummus Park Court Reconstruction	10/1/2022	Parks and Recreation	5	Active	Planning	Impact Fees - Parks	City Funds	35000	Parks & Recreation	\$ 675,000	\$ 10,048	\$ 68,474	\$ 78,523	\$ 596,477
40-B233503	Spring Garden Enhancements	10/1/2022	Parks and Recreation	1	Adopted	Planning	Impact Fees - Parks	City Funds	35000	Parks & Recreation	\$ 325,000	\$ -	\$ -	\$ -	\$ 325,000
40-B233504	1320 Mini Park - Construction	10/1/2022	Parks and Recreation	3	Adopted	Planning	Impact Fees - Parks	City Funds	35000	Parks & Recreation	\$ 600,000	\$ -	\$ -	\$ -	\$ 600,000

Detailed Report by Capital Project Number

Project Number	Project Name	Initial Funding Date	Client	District	Status	Phase	Award Name	Award Type	Fund Number	Fund Description	Budget	Actual	Encumbrances	Total Cost	Total Available
40-B233505	Ruben Dario Park - Construction Design/Documents	10/1/2022	Parks and Recreation	Citywide	Adopted	Planning	Impact Fees - Parks	City Funds	35000	Parks & Recreation	\$ 540,600	\$ -	\$ -	\$ -	\$ 540,600
40-B233506	Fairlawn Community Park Phase II	10/13/2022	Parks and Recreation	4	Active	Design	Miami Forever Bonds - Parks S2A	Debt Proceeds	35000	Parks & Recreation	\$ 750,000	\$ 53,490	\$ 102,511	\$ 156,001	\$ 593,999
40-B233507	Shenandoah Playground Replacement	10/13/2022	Parks and Recreation	4	Adopted	Planning	Contribution from General Fund 3	City Funds	35000	Parks & Recreation	\$ 150,000	\$ -	\$ -	\$ -	\$ 150,000
40-B233507	Shenandoah Playground Replacement	10/13/2022	Parks and Recreation	4	Adopted	Planning	Miami Forever Bonds - Parks S2A	Debt Proceeds	35000	Parks & Recreation	\$ 750,000	\$ -	\$ 750,000	\$ 750,000	\$ -
40-B233508	Bayfront Park and Maurice Ferre Park	11/17/2022	Parks and Recreation	Citywide	Adopted	Planning	Contribution from Special Revenue Fund	City Funds	35000	Parks & Recreation	\$ 50,000	\$ -	\$ -	\$ -	\$ 50,000
40-B233509	Robert King High Park - Trees	11/17/2022	Parks and Recreation	4	Adopted	Planning	Contribution from Special Revenue Fund	City Funds	35000	Parks & Recreation	\$ 200,000	\$ -	\$ -	\$ -	\$ 200,000
40-B233510	Barneyard - Roof Waterproofing	2/23/2023	Real Estate and Asset Management	2	Active	Planning	Contribution from General Fund 3	City Funds	35000	Parks & Recreation	\$ 30,000	\$ 497	\$ -	\$ 497	\$ 29,503
40-B233511	Parks Biotmetric Clock Purchase and Installation	2/23/2023	Parks and Recreation	Citywide	Adopted	Planning	Contribution from Special Revenue Fund	City Funds	35000	Parks & Recreation	\$ 125,000	\$ -	\$ 10,430	\$ 10,430	\$ 114,570
40-B233512	Parks Vehicle and Equipment Replacements	2/23/2023	Parks and Recreation	Citywide	Adopted	Planning	Contribution from Special Revenue Fund	City Funds	35000	Parks & Recreation	\$ 350,000	\$ -	\$ -	\$ -	\$ 350,000
40-B233513	Grapeland Heights Park and Baseball Park	2/23/2023	Parks and Recreation	1	Active	A/E Selection	American Rescue Plan Act	Federal	35000	Parks & Recreation	\$ 500,000	\$ -	\$ 393,603	\$ 393,603	\$ 106,397
40-B233515	Sewell Park - ARPA	2/23/2023	Parks and Recreation	1	Adopted	Planning	American Rescue Plan Act	Federal	35000	Parks & Recreation	\$ 250,000	\$ -	\$ -	\$ -	\$ 250,000
40-B233516	Juan Pablo Duarte Park - ARPA	2/23/2023	Parks and Recreation	1	Adopted	Planning	American Rescue Plan Act	Federal	35000	Parks & Recreation	\$ 250,000	\$ -	\$ -	\$ -	\$ 250,000
40-B233518	Little Haiti Cultural Complex Caribbean Marketplace Roof Replacement	5/11/2023	Parks and Recreation	5	Active	Planning	Contribution from General Fund 3	City Funds	35000	Parks & Recreation	\$ 250,000	\$ -	\$ -	\$ -	\$ 250,000
40-B233519	Southside Park Building and Exterior Improvements	5/11/2023	Parks and Recreation	3	Active	Planning	Contribution from General Fund 3	City Funds	35000	Parks & Recreation	\$ 75,000	\$ -	\$ 37,476	\$ 37,476	\$ 37,524
40-B233520	Douglas Park Fencing Improvements	5/11/2023	Parks and Recreation	4	Active	Planning	Contribution from General Fund 3	City Funds	35000	Parks & Recreation	\$ 120,000	\$ -	\$ -	\$ -	\$ 120,000
40-B233521	Douglas Park General Enhancements	5/11/2023	Parks and Recreation	4	Active	Planning	Contribution from General Fund 3	City Funds	35000	Parks & Recreation	\$ 300,000	\$ -	\$ -	\$ -	\$ 300,000
40-B233522	Parks Recreation Software	5/11/2023	Parks and Recreation	Citywide	Active	Planning	Contribution from General Fund 3	City Funds	35000	Parks & Recreation	\$ 250,000	\$ -	\$ -	\$ -	\$ 250,000
40-B233601	Miami River New Greenway 17 Avenue to 19 Avenue	2/23/2023	Resilience and Public Works	1	Active	Planning	Transit Half-Cent Surtax 2	City Funds	36000	Streets & Sidewalks	\$ 26,997	\$ -	\$ -	\$ -	\$ 26,997
40-B233601	Miami River New Greenway 17 Avenue to 19 Avenue	2/23/2023	Resilience and Public Works	1	Active	Planning	Contribution from Special Revenue Fund	City Funds	36000	Streets & Sidewalks	\$ 12,534	\$ -	\$ -	\$ -	\$ 12,534
40-B233601	Miami River New Greenway 17 Avenue to 19 Avenue	2/23/2023	Resilience and Public Works	1	Active	Planning	Parking Surcharge 2	City Funds	36000	Streets & Sidewalks	\$ 650,469	\$ 672	\$ -	\$ 672	\$ 649,797
40-B233602	Buena Vista Local Drainage and Road Improvements at NE 49 Street and NE 50 Street between North Miami Avenue and NE 2nd Avenue - Design Only	2/23/2023	Resilience and Public Works	5	Active	A/E Selection	Parking Surcharge 2	City Funds	36000	Streets & Sidewalks	\$ 300,000	\$ 5,032	\$ -	\$ 5,032	\$ 294,968
40-B233603	NW 5 Avenue - Traffic Calming Devices - Construction Speed Hump and Raised Intersection	2/23/2023	Resilience and Public Works	5	Active	Planning	Contribution from General Fund 3	City Funds	36000	Streets & Sidewalks	\$ 220,000	\$ 4,782	\$ -	\$ 4,782	\$ 215,218
40-B233800	SW 56 Avenue from SW 8 Street to West Flagler Street	10/13/2022	Resilience and Public Works	4	Adopted	Planning	Miami Forever Bonds - Sea Level S3A	Debt Proceeds	38000	Storm Sewers	\$ 975,000	\$ 511,615	\$ -	\$ 511,615	\$ 463,385
40-B233801	SW 49 Ave from SW 8 St to W Flagler St	10/13/2022	Building	4	Adopted	Planning	Miami Forever Bonds - Sea Level S3A	Debt Proceeds	38000	Storm Sewers	\$ 850,000	\$ 850,000	\$ -	\$ 850,000	\$ -
40-B233900	Miami-Dade TPO - Trolley Fleet	2/23/2023	Resilience and Public Works	Citywide	Adopted	Planning	Transit Half-Cent Surtax 2	City Funds	39900	Mass Transit	\$ 50,000	\$ -	\$ -	\$ -	\$ 50,000
40-B30011	Englewood Storm Sewer - Phase III	9/30/2006	Resilience and Public Works	4	Active	Final Completion	Transit Half-Cent Surtax 2	City Funds	38000	Storm Sewers	\$ 621,609	\$ 621,609	\$ -	\$ 621,609	\$ -
40-B30011	Englewood Storm Sewer - Phase III	9/30/2006	Resilience and Public Works	4	Active	Final Completion	Miami-Dade County	County	38000	Storm Sewers	\$ 681,000	\$ 681,000	\$ (0)	\$ 681,000	\$ 0
40-B30011	Englewood Storm Sewer - Phase III	9/30/2006	Resilience and Public Works	4	Active	Final Completion	Street Bonds - Series 2007	City Funds	38000	Storm Sewers	\$ 1,640,268	\$ 1,640,268	\$ -	\$ 1,640,268	\$ -

Detailed Report by Capital Project Number

Project Number	Project Name	Initial Funding Date	Client	District	Status	Phase	Award Name	Award Type	Fund Number	Fund Description	Budget	Actual	Encumbrances	Total Cost	Total Available
40-B30011	Englewood Storm Sewer - Phase III	9/30/2006	Resilience and Public Works	4	Active	Final Completion	Stormwater Utility Trust Fund 2008	City Funds	38000	Storm Sewers	\$ 273,961	\$ 273,938	\$ (0)	\$ 273,938	\$ 23
40-B30011	Englewood Storm Sewer - Phase III	9/30/2006	Resilience and Public Works	4	Active	Final Completion	Contribution from General Fund-SSL	City Funds	38000	Storm Sewers	\$ 28,834	\$ 28,834	\$ -	\$ 28,834	\$ -
40-B30011	Englewood Storm Sewer - Phase III	9/30/2006	Resilience and Public Works	4	Active	Final Completion	Miami-Dade County General Obligation Bond	County	38000	Storm Sewers	\$ 2,508,729	\$ 2,508,729	\$ -	\$ 2,508,729	\$ -
40-B30174	Virginia Key Beach Park Historic Restoration PH 2	2/1/2006	Parks and Recreation	2	Adopted	Planning	Homeland Defense Bond	City Funds	35000	Parks & Recreation	\$ 896,309	\$ 896,309	\$ -	\$ 896,309	\$ -
40-B30174	Virginia Key Beach Park Historic Restoration PH 2	2/1/2006	Parks and Recreation	2	Adopted	Planning	Impact Fees 2	City Funds	35000	Parks & Recreation	\$ 123,393	\$ 120,768	\$ 0	\$ 120,768	\$ 2,625
40-B30174	Virginia Key Beach Park Historic Restoration PH 2	2/1/2006	Parks and Recreation	2	Adopted	Planning	The Children's Trust	County	35000	Parks & Recreation	\$ 260,000	\$ 246,982	\$ -	\$ 246,982	\$ 13,018
40-B30174	Virginia Key Beach Park Historic Restoration PH 2	2/1/2006	Parks and Recreation	2	Adopted	Planning	Homeland Defense Bond Series 3	City Funds	35000	Parks & Recreation	\$ 148,533	\$ 148,533	\$ -	\$ 148,533	\$ -
40-B30174	Virginia Key Beach Park Historic Restoration PH 2	2/1/2006	Parks and Recreation	2	Adopted	Planning	Office of Safe Neighborhood Parks	County	35000	Parks & Recreation	\$ 48,845	\$ 48,845	\$ -	\$ 48,845	\$ -
40-B30174	Virginia Key Beach Park Historic Restoration PH 2	2/1/2006	Parks and Recreation	2	Adopted	Planning	Contribution from General Fund-SSL	City Funds	35000	Parks & Recreation	\$ 995	\$ -	\$ -	\$ -	\$ 995
40-B30174	Virginia Key Beach Park Historic Restoration PH 2	2/1/2006	Parks and Recreation	2	Adopted	Planning	Impact Fees - Parks	City Funds	35000	Parks & Recreation	\$ 18,800	\$ 9,849	\$ 43	\$ 9,892	\$ 8,908
40-B30182B	Regatta Park	12/1/2014	Parks and Recreation	2	Adopted	Planning	Impact Fees 2	City Funds	35000	Parks & Recreation	\$ 6,100,000	\$ 6,071,998	\$ 95	\$ 6,072,093	\$ 27,907
40-B30182B	Regatta Park	12/1/2014	Parks and Recreation	2	Adopted	Planning	10% Marinas Revenue	City Funds	35000	Parks & Recreation	\$ 440,000	\$ 440,000	\$ -	\$ 440,000	\$ -
40-B30182B	Regatta Park	12/1/2014	Parks and Recreation	2	Adopted	Planning	Coconut Grove Waterfront Master Plan - Coral Reef Yacht Club	Private	35000	Parks & Recreation	\$ 458,414	\$ 411,752	\$ 134	\$ 411,887	\$ 46,527
40-B30182B	Regatta Park	12/1/2014	Parks and Recreation	2	Adopted	Planning	Coconut Grove Waterfront Master Plan - Biscayne Bay Yacht Club	Private	35000	Parks & Recreation	\$ 367,990	\$ 366,874	\$ 1,116	\$ 367,990	\$ -
40-B30182B	Regatta Park	12/1/2014	Parks and Recreation	2	Adopted	Planning	Private - TVM Productions	Private	35000	Parks & Recreation	\$ 154,155	\$ 154,155	\$ -	\$ 154,155	\$ -
40-B30182B	Regatta Park	12/1/2014	Parks and Recreation	2	Adopted	Planning	Florida Inland Navigation District	State	35000	Parks & Recreation	\$ 20,000	\$ 20,000	\$ -	\$ 20,000	\$ -
40-B30182B	Regatta Park	12/1/2014	Parks and Recreation	2	Adopted	Planning	Miami Parking Authority	Other Local Units	35000	Parks & Recreation	\$ 1,300,000	\$ 1,300,000	\$ -	\$ 1,300,000	\$ -
40-B30182C	Regatta Park Phase II (Baywalk, Boat Hoist and Floating Dock) - CW	10/1/2017	Parks and Recreation	2	Active	Administrative Close-Out	Contribution from General Fund 3	City Funds	35000	Parks & Recreation	\$ 194,434	\$ 194,434	\$ -	\$ 194,434	\$ -
40-B30182C	Regatta Park Phase II (Baywalk, Boat Hoist and Floating Dock) - CW	10/1/2017	Parks and Recreation	2	Active	Administrative Close-Out	Private - TVM Productions	Private	35000	Parks & Recreation	\$ 51,119	\$ 12,300	\$ -	\$ 12,300	\$ 38,819
40-B30182C	Regatta Park Phase II (Baywalk, Boat Hoist and Floating Dock) - CW	10/1/2017	Parks and Recreation	2	Active	Administrative Close-Out	Contribution from General Fund-SSL	City Funds	35000	Parks & Recreation	\$ 1,447	\$ 1,447	\$ -	\$ 1,447	\$ -
40-B30182C	Regatta Park Phase II (Baywalk, Boat Hoist and Floating Dock) - CW	10/1/2017	Parks and Recreation	2	Active	Administrative Close-Out	Impact Fees - Parks	City Funds	35000	Parks & Recreation	\$ 388,439	\$ 388,439	\$ -	\$ 388,439	\$ -
40-B30182C	Regatta Park Phase II (Baywalk, Boat Hoist and Floating Dock) - CW	10/1/2017	Parks and Recreation	2	Active	Administrative Close-Out	Florida Inland Navigation District	State	35000	Parks & Recreation	\$ 363,125	\$ 363,125	\$ -	\$ 363,125	\$ -
40-B30184B	Virginia Key Northpoint Park - Design and Enhancements	10/1/2015	Parks and Recreation	Citywide	Active	Dry-Run/Permit	Sanitary Sewer Non-Bond	City Funds	35000	Parks & Recreation	\$ 327,618	\$ 179,054	\$ 7,569	\$ 186,623	\$ 140,994
40-B30184B	Virginia Key Northpoint Park - Design and Enhancements	10/1/2015	Parks and Recreation	Citywide	Active	Dry-Run/Permit	Impact Fees 2	City Funds	35000	Parks & Recreation	\$ 500,000	\$ 437,223	\$ 62,777	\$ 500,000	\$ -
40-B30184B	Virginia Key Northpoint Park - Design and Enhancements	10/1/2015	Parks and Recreation	Citywide	Active	Dry-Run/Permit	Impact Fees - Parks	City Funds	35000	Parks & Recreation	\$ 132,989	\$ 46,707	\$ 38,894	\$ 85,601	\$ 47,389
40-B30262	Citywide Storm Sewer Repair Project	9/30/2006	Resilience and Public Works	Citywide	Active	Construction	Stormwater Utility Trust Fund	City Funds	38000	Storm Sewers	\$ 1,378,798	\$ 1,363,152	\$ 15,647	\$ 1,378,798	\$ -
40-B30262	Citywide Storm Sewer Repair Project	9/30/2006	Resilience and Public Works	Citywide	Active	Construction	Transit Half-Cent Surtax 2	City Funds	38000	Storm Sewers	\$ 2,404,336	\$ 2,403,963	\$ 372	\$ 2,404,336	\$ -
40-B30262	Citywide Storm Sewer Repair Project	9/30/2006	Resilience and Public Works	Citywide	Active	Construction	Contribution from Special Revenue Fund	City Funds	38000	Storm Sewers	\$ 2,968	\$ -	\$ 2,968	\$ 2,968	\$ -
40-B30262	Citywide Storm Sewer Repair Project	9/30/2006	Resilience and Public Works	Citywide	Active	Construction	Contribution from General Fund 3	City Funds	38000	Storm Sewers	\$ 14,000,000	\$ 51,514	\$ 1,148,486	\$ 1,200,000	\$ 200,000
40-B30262	Citywide Storm Sewer Repair Project	9/30/2006	Resilience and Public Works	Citywide	Active	Construction	Stormwater Utility Trust Fund	City Funds	38000	Storm Sewers	\$ 13,056,886	\$ 12,592,034	\$ 221,761	\$ 12,813,795	\$ 243,091
40-B30262	Citywide Storm Sewer Repair Project	9/30/2006	Resilience and Public Works	Citywide	Active	Construction	Homeland Defense Bond Series 3	City Funds	38000	Storm Sewers	\$ 233,792	\$ 233,792	\$ -	\$ 233,792	\$ -

Detailed Report by Capital Project Number

Project Number	Project Name	Initial Funding Date	Client	District	Status	Phase	Award Name	Award Type	Fund Number	Fund Description	Budget	Actual	Encumbrances	Total Cost	Total Available
40-B30262	Citywide Storm Sewer Repair Project	9/30/2006	Resilience and Public Works	Citywide	Active	Construction	Street Bonds - Series 2018C	Debt Proceeds	38000	Storm Sewers	\$ 10,938	\$ -	\$ 10,938	\$ 10,938	\$ -
40-B30374	Virginia Key Rowing Center Improvements	9/30/2006	Parks and Recreation	2	Adopted	Planning	Donation - Private	City Funds	35000	Parks & Recreation	\$ 616,513	\$ 574,707	\$ -	\$ 574,707	\$ 41,806
40-B30404	South Miami Court-SW 27th Road & 28th Road Roadway	6/1/2015	Resilience and Public Works	2	Active	Administrative Close Out	Contribution from General Fund 3	City Funds	36000	Streets & Sidewalks	\$ 235,014	\$ 228,583	\$ 6,431	\$ 235,014	\$ -
40-B30407	Metromover Parkway.NE 2nd Street and NE 3rd Street. D2	2/12/2016	Resilience and Public Works	2	Active	Administrative Close Out	Contribution from General Fund 3	City Funds	36000	Streets & Sidewalks	\$ 5,000	\$ 4,436	\$ -	\$ 4,436	\$ 564
40-B30438	Repair & Maintenance of Cuban Memorial Boulevard-D3	7/1/2015	Resilience and Public Works	3	Active	Construction	Contribution from Special Revenue Fund	City Funds	36000	Streets & Sidewalks	\$ 98,188	\$ 93,528	\$ -	\$ 93,528	\$ 4,660
40-B30444	Repainting/refurbishing marker signs - Citywide	10/1/2015	Resilience and Public Works	Citywide	Active	Design	Contribution from Special Revenue Fund	City Funds	36000	Streets & Sidewalks	\$ 100,000	\$ 17,506	\$ -	\$ 17,506	\$ 82,494
40-B30445	Miscellaneous Decorative Lighting Installation-CW	7/1/2015	Resilience and Public Works	Citywide	Active	Construction	Contribution from Special Revenue Fund	City Funds	36000	Streets & Sidewalks	\$ 724,881	\$ 720,425	\$ 4,456	\$ 724,881	\$ -
40-B30448	Electronic Right-of-Way permit processing (IPW)	10/1/2015	Resilience and Public Works	Citywide	Active	Planning	Contribution from Special Revenue Fund	City Funds	36000	Streets & Sidewalks	\$ 840,000	\$ 410,043	\$ -	\$ 410,043	\$ 429,957
40-B30449	CITP Contract Compliance Program PSA	5/12/2016	Office of Capital Improvements	Citywide	Active	Planning	Contribution from General Fund 3	City Funds	31000	General Government Projects	\$ 50,000	\$ 20,505	\$ 4,625	\$ 25,130	\$ 24,870
40-B30501C	Manuel Artime Window Replacement 970 Building	9/1/2013	Real Estate and Asset Management	3	Active	Administrative Close Out	Contribution from Special Revenue Fund	City Funds	34000	Public Facilities-CIP	\$ 632,213	\$ 630,027	\$ 2,186	\$ 632,213	\$ -
40-B30501C	Manuel Artime Window Replacement 970 Building	9/1/2013	Real Estate and Asset Management	3	Active	Administrative Close Out	Contribution from General Fund 3	City Funds	34000	Public Facilities-CIP	\$ 496,000	\$ 443,628	\$ 11,736	\$ 455,364	\$ 40,636
40-B30505C	Hazard Mitigation Projects - CW	10/1/2015	Fire-Rescue	Citywide	Active	Planning	Contribution from General Fund 3	City Funds	32000	Public Safety	\$ 100,000	\$ 70,000	\$ -	\$ 70,000	\$ 30,000
40-B30525A	Virrick Park Pool - FF&E	10/1/2015	Parks and Recreation	2	Active	Construction	Impact Fees 2	City Funds	35000	Parks & Recreation	\$ 50,000	\$ -	\$ -	\$ -	\$ 50,000
40-B30538	Museum Park - D2	2/1/2006	Parks and Recreation	Citywide	Active	Administrative Close Out	Homeland Defense Bond Series 1	City Funds	35000	Parks & Recreation	\$ 100,000	\$ 100,000	\$ -	\$ 100,000	\$ -
40-B30538	Museum Park - D2	2/1/2006	Parks and Recreation	Citywide	Active	Administrative Close Out	Contribution from General Fund 1	City Funds	35000	Parks & Recreation	\$ 50,778	\$ 50,778	\$ -	\$ 50,778	\$ -
40-B30538	Museum Park - D2	2/1/2006	Parks and Recreation	Citywide	Active	Administrative Close Out	Homeland Defense Bond	City Funds	35000	Parks & Recreation	\$ 277,033	\$ 277,033	\$ -	\$ 277,033	\$ -
40-B30538	Museum Park - D2	2/1/2006	Parks and Recreation	Citywide	Active	Administrative Close Out	Impact Fees 2	City Funds	35000	Parks & Recreation	\$ 2,500,000	\$ 2,497,941	\$ 2,059	\$ 2,500,000	\$ -
40-B30538	Museum Park - D2	2/1/2006	Parks and Recreation	Citywide	Active	Administrative Close Out	Contribution from General Fund 3	City Funds	35000	Parks & Recreation	\$ 378,000	\$ 371,083	\$ 6,917	\$ 378,000	\$ -
40-B30538	Museum Park - D2	2/1/2006	Parks and Recreation	Citywide	Active	Administrative Close Out	Homeland Defense Bond Series 1 & 2 - Interest	City Funds	35000	Parks & Recreation	\$ 219,644	\$ 219,644	\$ -	\$ 219,644	\$ -
40-B30538	Museum Park - D2	2/1/2006	Parks and Recreation	Citywide	Active	Administrative Close Out	Sunshine State Governmental Financing Commission Loan	City Funds	35000	Parks & Recreation	\$ 75,534	\$ 75,534	\$ -	\$ 75,534	\$ -
40-B30538	Museum Park - D2	2/1/2006	Parks and Recreation	Citywide	Active	Administrative Close Out	Sunshine State Government Financing Commission Loan #2	City Funds	35000	Parks & Recreation	\$ 5,733,140	\$ 5,733,140	\$ (0)	\$ 5,733,140	\$ 0
40-B30538	Museum Park - D2	2/1/2006	Parks and Recreation	Citywide	Active	Administrative Close Out	Homeland Defense Bond Series 3	City Funds	35000	Parks & Recreation	\$ 1,215,474	\$ 1,215,474	\$ -	\$ 1,215,474	\$ -
40-B30538	Museum Park - D2	2/1/2006	Parks and Recreation	Citywide	Active	Administrative Close Out	Contribution from General Fund-SSL	City Funds	35000	Parks & Recreation	\$ 66,852	\$ 65,412	\$ 1,440	\$ 66,852	\$ -
40-B30538	Museum Park - D2	2/1/2006	Parks and Recreation	Citywide	Active	Administrative Close Out	Florida Inland Navigation District	State	35000	Parks & Recreation	\$ 166,569	\$ 166,569	\$ -	\$ 166,569	\$ -
40-B30538	Museum Park - D2	2/1/2006	Parks and Recreation	Citywide	Active	Administrative Close Out	Museum Park Settlement	Private	35000	Parks & Recreation	\$ 850,000	\$ 787,073	\$ 62,927	\$ 850,000	\$ -
40-B30538H	Maurice Ferre Park - Walkway	11/16/2017	Parks and Recreation	2	Active	Administrative Close Out	Contribution from General Fund 3	City Funds	35000	Parks & Recreation	\$ 460,980	\$ 454,325	\$ 6,655	\$ 460,980	\$ -
40-B30540	Little River Industrial Park	2/1/2006	Parks and Recreation	1	Adopted	Planning	Transit Half-Cent Surtax 2	City Funds	36000	Streets & Sidewalks	\$ 12,000	\$ 12,000	\$ -	\$ 12,000	\$ -
40-B30540	Little River Industrial Park	2/1/2006	Parks and Recreation	1	Adopted	Planning	Street Bonds - Series 2007	City Funds	36000	Streets & Sidewalks	\$ 1,317,899	\$ 1,317,899	\$ 0	\$ 1,317,899	\$ -
40-B30540	Little River Industrial Park	2/1/2006	Parks and Recreation	1	Adopted	Planning	Local Option Gas Tax 2	City Funds	36000	Streets & Sidewalks	\$ 97,030	\$ 95,389	\$ 1,641	\$ 97,030	\$ -
40-B30540	Little River Industrial Park	2/1/2006	Parks and Recreation	1	Adopted	Planning	Street Bonds - Series 2009	City Funds	36000	Streets & Sidewalks	\$ 380,928	\$ 380,928	\$ 0	\$ 380,928	\$ -
40-B30540	Little River Industrial Park	2/1/2006	Parks and Recreation	1	Adopted	Planning	Street Bonds - Series 2018C	Debt Proceeds	36000	Streets & Sidewalks	\$ 47,960	\$ -	\$ -	\$ -	\$ 47,960

Detailed Report by Capital Project Number

Project Number	Project Name	Initial Funding Date	Client	District	Status	Phase	Award Name	Award Type	Fund Number	Fund Description	Budget	Actual	Encumbrances	Total Cost	Total Available
40-B30541D	Citywide Park Equipment & Site Impr.	5/1/2012	Parks and Recreation	Citywide	Active	Construction	Impact Fees 2	City Funds	35000	Parks & Recreation	\$ 2,076,439	\$ 2,071,451	\$ 4,988	\$ 2,076,439	\$ -
40-B30541D	Citywide Park Equipment & Site Impr.	5/1/2012	Parks and Recreation	Citywide	Active	Construction	Contribution from General Fund 3	City Funds	35000	Parks & Recreation	\$ 150,000	\$ 211,596	\$ (98,076)	\$ 113,520	\$ 36,480
40-B30541D	Citywide Park Equipment & Site Impr.	5/1/2012	Parks and Recreation	Citywide	Active	Construction	Homeland Defense Bond Series 3	City Funds	35000	Parks & Recreation	\$ 30,937	\$ 30,937	\$ -	\$ 30,937	\$ -
40-B30541D	Citywide Park Equipment & Site Impr.	5/1/2012	Parks and Recreation	Citywide	Active	Construction	Contribution from General Fund-SSL	City Funds	35000	Parks & Recreation	\$ 63	\$ 63	\$ -	\$ 63	\$ -
40-B30541D	Citywide Park Equipment & Site Impr.	5/1/2012	Parks and Recreation	Citywide	Active	Construction	Impact Fees - Parks	City Funds	35000	Parks & Recreation	\$ 1,087,456	\$ 768,983	\$ 143,578	\$ 912,561	\$ 174,895
40-B30541D	Citywide Park Equipment & Site Impr.	5/1/2012	Parks and Recreation	Citywide	Active	Construction	American Rescue Plan Act	Federal	35000	Parks & Recreation	\$ 2,000,000	\$ -	\$ -	\$ -	\$ 2,000,000
40-B30551A	20 St Maintenance Yard Opr Fac	5/14/2015	General Service Administration	Citywide	Active	Planning	Local Option Gas Tax 1	City Funds	31000	General Government Projects	\$ 60,963	\$ 59,475	\$ 1,488	\$ 60,963	\$ -
40-B30551A	20 St Maintenance Yard Opr Fac	5/14/2015	General Service Administration	Citywide	Active	Planning	Contribution from Special Revenue Fund	City Funds	31000	General Government Projects	\$ 2,753	\$ 2,753	\$ -	\$ 2,753	\$ -
40-B30551A	20 St Maintenance Yard Opr Fac	5/14/2015	General Service Administration	Citywide	Active	Planning	Impact Fees 2	City Funds	31000	General Government Projects	\$ 186,274	\$ 184,931	\$ 1,343	\$ 186,274	\$ -
40-B30551A	20 St Maintenance Yard Opr Fac	5/14/2015	General Service Administration	Citywide	Active	Planning	Contribution from General Fund 3	City Funds	31000	General Government Projects	\$ 82,806	\$ 82,806	\$ (0)	\$ 82,806	\$ -
40-B30551A	20 St Maintenance Yard Opr Fac	5/14/2015	General Service Administration	Citywide	Active	Planning	Impact Fees - General Government	City Funds	31000	General Government Projects	\$ 9,750	\$ 9,750	\$ -	\$ 9,750	\$ -
40-B30558A	Manuel Artime Repairs 900 Building D3	10/1/2015	Real Estate and Asset Management	3	Active	Administrative Close Out	Contribution from Special Revenue Fund	City Funds	34000	Public Facilities-CIP	\$ 24,807	\$ 24,807	\$ -	\$ 24,807	\$ -
40-B30606	Flagler Street Beautification	3/1/2008	Resilience and Public Works	Citywide	Active	Construction	Transit Half-Cent Surtax 1	City Funds	36000	Streets & Sidewalks	\$ 50,000	\$ 50,000	\$ 0	\$ 50,000	\$ -
40-B30606	Flagler Street Beautification	3/1/2008	Resilience and Public Works	Citywide	Active	Construction	Downtown Developmental Regional Impact (DDRI) 1	City Funds	36000	Streets & Sidewalks	\$ 1,540,250	\$ 1,463,827	\$ -	\$ 1,463,827	\$ 76,423
40-B30606	Flagler Street Beautification	3/1/2008	Resilience and Public Works	Citywide	Active	Construction	Transit Half-Cent Surtax 2	City Funds	36000	Streets & Sidewalks	\$ 2,824,823	\$ 2,795,295	\$ 29,527	\$ 2,824,823	\$ -
40-B30606	Flagler Street Beautification	3/1/2008	Resilience and Public Works	Citywide	Active	Construction	Street Bonds - Series 2007	City Funds	36000	Streets & Sidewalks	\$ 233,798	\$ 233,798	\$ -	\$ 233,798	\$ -
40-B30606	Flagler Street Beautification	3/1/2008	Resilience and Public Works	Citywide	Active	Construction	Parking Surcharge 2	City Funds	36000	Streets & Sidewalks	\$ 6,390,956	\$ 2,304,671	\$ 3,796,493	\$ 6,101,164	\$ 289,792
40-B30606	Flagler Street Beautification	3/1/2008	Resilience and Public Works	Citywide	Active	Construction	Local Option Gas Tax 2	City Funds	36000	Streets & Sidewalks	\$ 53,936	\$ 52,866	\$ 1,070	\$ 53,936	\$ -
40-B30606	Flagler Street Beautification	3/1/2008	Resilience and Public Works	Citywide	Active	Construction	Street Bonds - Series 2009	City Funds	36000	Streets & Sidewalks	\$ 5,886,303	\$ 5,886,303	\$ 0	\$ 5,886,303	\$ -
40-B30606	Flagler Street Beautification	3/1/2008	Resilience and Public Works	Citywide	Active	Construction	Miami-Dade County General Obligation Bond	County	36000	Streets & Sidewalks	\$ 6,000,000	\$ 4,414,801	\$ -	\$ 4,414,801	\$ 1,585,199
40-B30606	Flagler Street Beautification	3/1/2008	Resilience and Public Works	Citywide	Active	Construction	Street Bonds - Series 2018C	Debt Proceeds	36000	Streets & Sidewalks	\$ 2,792,521	\$ 2,792,521	\$ -	\$ 2,792,521	\$ -
40-B30606	Flagler Street Beautification	3/1/2008	Resilience and Public Works	Citywide	Active	Construction	Special Assessment District - Flagler Street	City Funds	36000	Streets & Sidewalks	\$ 898,401	\$ 714,791	\$ 13,486	\$ 728,277	\$ 170,124
40-B30606	Flagler Street Beautification	3/1/2008	Resilience and Public Works	Citywide	Active	Construction	Downtown Development Authority	Other Local Units	36000	Streets & Sidewalks	\$ 1,000,000	\$ 1,000,000	\$ -	\$ 1,000,000	\$ -
40-B30611T	D1 FEMA Tree Funded Projects	9/1/2013	Resilience and Public Works	1	Active	Annual Capital Refurbishment	Citywide Landscape	City Funds	33000	Disaster Recovery	\$ 58,823	\$ 58,823	\$ -	\$ 58,823	\$ -
40-B30614T	D4 FEMA Tree Funded Projects	9/1/2013	Resilience and Public Works	4	Active	Annual Capital Refurbishment	Citywide Landscape	City Funds	33000	Disaster Recovery	\$ 61,265	\$ 61,265	\$ -	\$ 61,265	\$ -
40-B30615T	Liberty City and Lemon City Tree Canopy (D5 Tree Funded Project)	9/1/2013	Resilience and Public Works	5	Active	Annual Capital Refurbishment	Citywide Landscape	City Funds	33000	Disaster Recovery	\$ 171,525	\$ 12,830	\$ -	\$ 12,830	\$ 158,695
40-B30622	Center St Drainage Improv D2	5/14/2009	Resilience and Public Works	4	Active	Administrative Close Out	Transit Half-Cent Surtax 1	City Funds	38000	Storm Sewers	\$ 1,846	\$ 1,846	\$ -	\$ 1,846	\$ -
40-B30622	Center St Drainage Improv D2	5/14/2009	Resilience and Public Works	4	Active	Administrative Close Out	Transit Half-Cent Surtax 2	City Funds	38000	Storm Sewers	\$ 237,210	\$ 237,210	\$ -	\$ 237,210	\$ -
40-B30622	Center St Drainage Improv D2	5/14/2009	Resilience and Public Works	4	Active	Administrative Close Out	Street Bonds - Series 2009	City Funds	38000	Storm Sewers	\$ 124,541	\$ 124,541	\$ 0	\$ 124,541	\$ -
40-B30622	Center St Drainage Improv D2	5/14/2009	Resilience and Public Works	4	Active	Administrative Close Out	Contribution from General Fund-SSL	City Funds	38000	Storm Sewers	\$ 942	\$ 942	\$ -	\$ 942	\$ -
40-B30622	Center St Drainage Improv D2	5/14/2009	Resilience and Public Works	4	Active	Administrative Close Out	Street Bonds - Series 2018C	Debt Proceeds	38000	Storm Sewers	\$ 2,917	\$ 2,917	\$ -	\$ 2,917	\$ -
40-B30624	Overtown Greenway @ NW 11 Terrace	4/1/2010	Resilience and Public Works	5	Active	Pre-Construction	Transit Half-Cent Surtax 1	City Funds	36000	Streets & Sidewalks	\$ 30,765	\$ 9,237	\$ 21,528	\$ 30,765	\$ -
40-B30624	Overtown Greenway @ NW 11 Terrace	4/1/2010	Resilience and Public Works	5	Active	Pre-Construction	Local Option Gas Tax 1	City Funds	36000	Streets & Sidewalks	\$ 128,252	\$ 42,355	\$ 85,897	\$ 128,252	\$ -

Detailed Report by Capital Project Number

Project Number	Project Name	Initial Funding Date	Client	District	Status	Phase	Award Name	Award Type	Fund Number	Fund Description	Budget	Actual	Encumbrances	Total Cost	Total Available
40-B30624	Overtown Greenway @ NW 11 Terrace	4/1/2010	Resilience and Public Works	5	Active	Pre-Construction	Transit Half-Cent Surtax 2	City Funds	36000	Streets & Sidewalks	\$ 751,580	\$ 599,245	\$ 152,335	\$ 751,580	\$ -
40-B30624	Overtown Greenway @ NW 11 Terrace	4/1/2010	Resilience and Public Works	5	Active	Pre-Construction	Street Bonds - Series 2007	City Funds	36000	Streets & Sidewalks	\$ 9,826	\$ 9,826	\$ -	\$ 9,826	\$ -
40-B30624	Overtown Greenway @ NW 11 Terrace	4/1/2010	Resilience and Public Works	5	Active	Pre-Construction	Stormwater Utility Trust Fund 2008	City Funds	36000	Streets & Sidewalks	\$ 1,240,000	\$ 170,715	\$ 658,792	\$ 829,507	\$ 410,493
40-B30624	Overtown Greenway @ NW 11 Terrace	4/1/2010	Resilience and Public Works	5	Active	Pre-Construction	Street Bonds - Series 2009	City Funds	36000	Streets & Sidewalks	\$ 111,843	\$ 111,843	\$ -	\$ 111,843	\$ -
40-B30624	Overtown Greenway @ NW 11 Terrace	4/1/2010	Resilience and Public Works	5	Active	Pre-Construction	Citywide Landscape	City Funds	36000	Streets & Sidewalks	\$ 129,160	\$ 1,119	\$ 128,041	\$ 129,160	\$ -
40-B30624	Overtown Greenway @ NW 11 Terrace	4/1/2010	Resilience and Public Works	5	Active	Pre-Construction	Florida Department of Transportation	Federal Pass Through State	36000	Streets & Sidewalks	\$ 886	\$ 886	\$ -	\$ 886	\$ -
40-B30624	Overtown Greenway @ NW 11 Terrace	4/1/2010	Resilience and Public Works	5	Active	Pre-Construction	Florida Department of Transportation	Federal Pass Through State	36000	Streets & Sidewalks	\$ 703	\$ 703	\$ -	\$ 703	\$ -
40-B30624	Overtown Greenway @ NW 11 Terrace	4/1/2010	Resilience and Public Works	5	Active	Pre-Construction	Street Bonds - Series 2018C	Debt Proceeds	36000	Streets & Sidewalks	\$ 898,979	\$ 46,559	\$ 852,420	\$ 898,979	\$ -
40-B30628	Bird Avenue Road Improvement	2/1/2006	Resilience and Public Works	2	Active	Administrative Close-Out	Transit Half-Cent Surtax 2	City Funds	36000	Streets & Sidewalks	\$ 680,000	\$ 654,175	\$ 0	\$ 654,175	\$ 25,825
40-B30628	Bird Avenue Road Improvement	2/1/2006	Resilience and Public Works	2	Active	Administrative Close-Out	Contribution from Special Revenue Fund	City Funds	36000	Streets & Sidewalks	\$ 62,006	\$ 60,932	\$ -	\$ 60,932	\$ 1,074
40-B30628	Bird Avenue Road Improvement	2/1/2006	Resilience and Public Works	2	Active	Administrative Close-Out	Parking Surcharge 2	City Funds	36000	Streets & Sidewalks	\$ 1,439,838	\$ 1,424,867	\$ 9,052	\$ 1,433,919	\$ 5,919
40-B30628	Bird Avenue Road Improvement	2/1/2006	Resilience and Public Works	2	Active	Administrative Close-Out	Homeland Defense Bond Series 3	City Funds	36000	Streets & Sidewalks	\$ 12,518	\$ 12,518	\$ -	\$ 12,518	\$ -
40-B30628	Bird Avenue Road Improvement	2/1/2006	Resilience and Public Works	2	Active	Administrative Close-Out	Street Bonds - Series 2009	City Funds	36000	Streets & Sidewalks	\$ 200,000	\$ 200,000	\$ (0)	\$ 200,000	\$ -
40-B30630A	Palm Grove Roadway Improvements D5	9/1/2015	Resilience and Public Works	5	Active	Bidding	Transit Half-Cent Surtax 1	City Funds	36000	Streets & Sidewalks	\$ 249,404	\$ 13,089	\$ -	\$ 13,089	\$ 236,315
40-B30630A	Palm Grove Roadway Improvements D5	9/1/2015	Resilience and Public Works	5	Active	Bidding	Local Option Gas Tax 1	City Funds	36000	Streets & Sidewalks	\$ 1	\$ -	\$ -	\$ -	\$ 1
40-B30630A	Palm Grove Roadway Improvements D5	9/1/2015	Resilience and Public Works	5	Active	Bidding	Transit Half-Cent Surtax 2	City Funds	36000	Streets & Sidewalks	\$ 559,556	\$ 124,539	\$ 70,216	\$ 194,754	\$ 364,802
40-B30630A	Palm Grove Roadway Improvements D5	9/1/2015	Resilience and Public Works	5	Active	Bidding	Contribution from Special Revenue Fund	City Funds	36000	Streets & Sidewalks	\$ 444,963	\$ 4,449	\$ -	\$ 4,449	\$ 440,514
40-B30630A	Palm Grove Roadway Improvements D5	9/1/2015	Resilience and Public Works	5	Active	Bidding	Parking Surcharge 2	City Funds	36000	Streets & Sidewalks	\$ 0	\$ -	\$ -	\$ -	\$ 0
40-B30630A	Palm Grove Roadway Improvements D5	9/1/2015	Resilience and Public Works	5	Active	Bidding	Contribution from General Fund 3	City Funds	36000	Streets & Sidewalks	\$ 29,724	\$ 6,634	\$ -	\$ 6,634	\$ 23,090
40-B30630A	Palm Grove Roadway Improvements D5	9/1/2015	Resilience and Public Works	5	Active	Bidding	Local Option Gas Tax 2	City Funds	36000	Streets & Sidewalks	\$ 76,319	\$ 2,173	\$ -	\$ 2,173	\$ 74,146
40-B30630A	Palm Grove Roadway Improvements D5	9/1/2015	Resilience and Public Works	5	Active	Bidding	Street Bonds - Series 2009	City Funds	36000	Streets & Sidewalks	\$ 31,922	\$ 31,922	\$ -	\$ 31,922	\$ -
40-B30630A	Palm Grove Roadway Improvements D5	9/1/2015	Resilience and Public Works	5	Active	Bidding	Contribution from General Fund-SSL	City Funds	36000	Streets & Sidewalks	\$ 11,624	\$ 6,947	\$ -	\$ 6,947	\$ 4,677
40-B30630A	Palm Grove Roadway Improvements D5	9/1/2015	Resilience and Public Works	5	Active	Bidding	Street Bonds - Series 2018C	Debt Proceeds	36000	Streets & Sidewalks	\$ 38,837	\$ 1,702	\$ -	\$ 1,702	\$ 37,135
40-B30630AT	NE 71St from NE 4 Ct to Biscayne Blvd	11/16/2017	Resilience and Public Works	5	Active	Bidding	Citywide Landscape	City Funds	33000	Disaster Recovery	\$ 20,000	\$ 256	\$ -	\$ 256	\$ 19,744
40-B30632A	Stormwater Master Plan Update 2016	5/12/2016	Resilience and Public Works	Citywide	Active	Monitoring	Contribution from General Fund 3	City Funds	38000	Storm Sewers	\$ 1,984,000	\$ 1,648,445	\$ 205,173	\$ 1,853,618	\$ 130,382
40-B30632A	Stormwater Master Plan Update 2016	5/12/2016	Resilience and Public Works	Citywide	Active	Monitoring	Stormwater Utility Trust Fund 2008	City Funds	38000	Storm Sewers	\$ 2,503,186	\$ 2,491,178	\$ 12,007	\$ 2,503,186	\$ -
40-B30632A	Stormwater Master Plan Update 2016	5/12/2016	Resilience and Public Works	Citywide	Active	Monitoring	Florida Department of Environmental Protection	State	38000	Storm Sewers	\$ 1,125,000	\$ 1,125,000	\$ (0)	\$ 1,125,000	\$ -
40-B30637	Mary Brickell Village Drainage Improvements	6/1/2009	Resilience and Public Works	Citywide	Active	Construction	Parking Surcharge 2	City Funds	38000	Storm Sewers	\$ 3,170,668	\$ 2,746,682	\$ 299,263	\$ 3,045,945	\$ 124,723
40-B30637	Mary Brickell Village Drainage Improvements	6/1/2009	Resilience and Public Works	Citywide	Active	Construction	Stormwater Utility Trust Fund 2008	City Funds	38000	Storm Sewers	\$ 100,000	\$ 100,000	\$ -	\$ 100,000	\$ -
40-B30637	Mary Brickell Village Drainage Improvements	6/1/2009	Resilience and Public Works	Citywide	Active	Construction	Homeland Defense Bond Series 3	City Funds	38000	Storm Sewers	\$ 4,990	\$ 4,990	\$ -	\$ 4,990	\$ -
40-B30637	Mary Brickell Village Drainage Improvements	6/1/2009	Resilience and Public Works	Citywide	Active	Construction	Street Bonds - Series 2009	City Funds	38000	Storm Sewers	\$ 2,000,000	\$ 2,000,000	\$ 0	\$ 2,000,000	\$ -
40-B30637	Mary Brickell Village Drainage Improvements	6/1/2009	Resilience and Public Works	Citywide	Active	Construction	Surety Payment Bonds	Private	38000	Storm Sewers	\$ 147,961	\$ 55,771	\$ 92,190	\$ 147,961	\$ -
40-B30643	Lummus Park Landing Area Project	2/1/2011	Parks and Recreation	1	Active	Planning	Transit Half-Cent Surtax 2	City Funds	36000	Streets & Sidewalks	\$ 88,819	\$ 88,819	\$ -	\$ 88,819	\$ -
40-B30643	Lummus Park Landing Area Project	2/1/2011	Parks and Recreation	1	Active	Planning	Street Bonds - Series 2007	City Funds	36000	Streets & Sidewalks	\$ 210,321	\$ 210,321	\$ 0	\$ 210,321	\$ -
40-B30643	Lummus Park Landing Area Project	2/1/2011	Parks and Recreation	1	Active	Planning	Local Option Gas Tax 2	City Funds	36000	Streets & Sidewalks	\$ 252,398	\$ 247,458	\$ 4,640	\$ 252,098	\$ 300
40-B30643	Lummus Park Landing Area Project	2/1/2011	Parks and Recreation	1	Active	Planning	Street Bonds - Series 2009	City Funds	36000	Streets & Sidewalks	\$ 901,689	\$ 901,689	\$ (0)	\$ 901,689	\$ -

Detailed Report by Capital Project Number

Project Number	Project Name	Initial Funding Date	Client	District	Status	Phase	Award Name	Award Type	Fund Number	Fund Description	Budget	Actual	Encumbrances	Total Cost	Total Available
40-B30643	Lummus Park Landing Area Project	2/1/2011	Parks and Recreation	1	Active	Planning	Florida Inland Navigation District	State	36000	Streets & Sidewalks	\$ 570,000	\$ 398,053	\$ -	\$ 398,053	\$ 171,947
40-B30645A	Transportation Program Support Services - Transit Professional	2/1/2006	Resilience and Public Works		Adopted	Planning	Transit Half-Cent Surtax 1	City Funds	39900	Mass Transit	\$ 588	\$ 588	\$ (0)	\$ 588	\$ 0
40-B30645A	Transportation Program Support Services - Transit Professional	2/1/2006	Resilience and Public Works		Adopted	Planning	Transit Half-Cent Surtax 2	City Funds	39900	Mass Transit	\$ 392,489	\$ 387,984	\$ -	\$ 387,984	\$ 4,505
40-B30645A	Transportation Program Support Services - Transit Professional	2/1/2006	Resilience and Public Works		Adopted	Planning	Downtown Development Authority	Other Local Units	39900	Mass Transit	\$ 25,000	\$ 25,000	\$ -	\$ 25,000	\$ -
40-B30645B	Transportation Program Support Services - Transportation	2/1/2006	Resilience and Public Works		Adopted	Planning	Transit Half-Cent Surtax 2	City Funds	36000	Streets & Sidewalks	\$ 881,042	\$ 861,615	\$ (0)	\$ 861,615	\$ 19,427
40-B30646	South Bayshore Drive Roadway and Drainage Improvements	4/1/2011	Resilience and Public Works	2	Active	Administrative Close-Out	Transit Half-Cent Surtax 2	City Funds	36000	Streets & Sidewalks	\$ 99,063	\$ 99,063	\$ 0	\$ 99,063	\$ -
40-B30646	South Bayshore Drive Roadway and Drainage Improvements	4/1/2011	Resilience and Public Works	2	Active	Administrative Close-Out	Parking Surcharge 2	City Funds	36000	Streets & Sidewalks	\$ 250,986	\$ 250,986	\$ -	\$ 250,986	\$ -
40-B30646	South Bayshore Drive Roadway and Drainage Improvements	4/1/2011	Resilience and Public Works	2	Active	Administrative Close-Out	Homeland Defense Bond Series 3	City Funds	36000	Streets & Sidewalks	\$ 18,618	\$ 18,618	\$ -	\$ 18,618	\$ -
40-B30646	South Bayshore Drive Roadway and Drainage Improvements	4/1/2011	Resilience and Public Works	2	Active	Administrative Close-Out	Miami-Dade County WASD	County	36000	Streets & Sidewalks	\$ 161,994	\$ 161,994	\$ -	\$ 161,994	\$ -
40-B30648A	City Department Buildout at Marlins Garage	6/1/2009	Real Estate and Asset Management	Citywide	Active	Planning	Contribution from General Fund 1	City Funds	34000	Public Facilities-CIP	\$ 118,999	\$ 117,914	\$ 1,085	\$ 118,999	\$ -
40-B30648A	City Department Buildout at Marlins Garage	6/1/2009	Real Estate and Asset Management	Citywide	Active	Planning	Miami-Dade County Convention Development Tax	City Funds	34000	Public Facilities-CIP	\$ 3,747,938	\$ 558	\$ -	\$ 558	\$ 3,747,381
40-B30648A	City Department Buildout at Marlins Garage	6/1/2009	Building	Citywide	Active	Planning	Miami Sports and Exhibition Authority	City Funds	34000	Public Facilities-CIP	\$ 732,285	\$ 34,140	\$ -	\$ 34,140	\$ 698,145
40-B30648A	City Department Buildout at Marlins Garage	6/1/2009	Real Estate and Asset Management	Citywide	Active	Planning	Parking Revenue Bonds-Taxable Series 2010B	City Funds	34000	Public Facilities-CIP	\$ 1,881,364	\$ 1,771,850	\$ 109,514	\$ 1,881,364	\$ -
40-B30648A	City Department Buildout at Marlins Garage	6/1/2009	Real Estate and Asset Management	Citywide	Active	Planning	Structural Settlement	Private	34000	Public Facilities-CIP	\$ 128,017	\$ -	\$ -	\$ -	\$ 128,017
40-B30680	Rockerman Canal Improvements	9/1/2009	Resilience and Public Works	2	Active	Planning	Stormwater Utility Trust Fund	City Funds	38000	Storm Sewers	\$ 286,599	\$ 254,246	\$ 4,950	\$ 259,196	\$ 27,403
40-B30680	Rockerman Canal Improvements	9/1/2009	Resilience and Public Works	2	Active	Planning	Stormwater Utility Trust Fund 2008	City Funds	38000	Storm Sewers	\$ 272,726	\$ 272,282	\$ (0)	\$ 272,282	\$ 444
40-B30680	Rockerman Canal Improvements	9/1/2009	Resilience and Public Works	2	Active	Planning	Homeland Defense Bond Series 3	City Funds	38000	Storm Sewers	\$ 65,000	\$ 65,000	\$ -	\$ 65,000	\$ -
40-B30680	Rockerman Canal Improvements	9/1/2009	Resilience and Public Works	2	Active	Planning	Rockerman Canal Special Assessment	City Funds	38000	Storm Sewers	\$ 272,490	\$ 267,288	\$ -	\$ 267,288	\$ 5,202
40-B30687	Coconut Grove Business Improvement District	4/1/2010	Resilience and Public Works	2	Active	Final Completion	Contribution from Special Revenue Fund	City Funds	36000	Streets & Sidewalks	\$ 53,326	\$ 261	\$ -	\$ 261	\$ 53,065
40-B30687	Coconut Grove Business Improvement District	4/1/2010	Resilience and Public Works	2	Active	Final Completion	Street Bonds - Series 2007	City Funds	36000	Streets & Sidewalks	\$ 1,306,471	\$ 1,306,471	\$ -	\$ 1,306,471	\$ -
40-B30687	Coconut Grove Business Improvement District	4/1/2010	Resilience and Public Works	2	Active	Final Completion	Parking Surcharge 2	City Funds	36000	Streets & Sidewalks	\$ 1,650,000	\$ 1,561,669	\$ 83,955	\$ 1,645,623	\$ 4,377
40-B30687	Coconut Grove Business Improvement District	4/1/2010	Resilience and Public Works	2	Active	Final Completion	Local Option Gas Tax 2	City Funds	36000	Streets & Sidewalks	\$ 14,968	\$ 4,193	\$ 10,775	\$ 14,968	\$ -
40-B30687	Coconut Grove Business Improvement District	4/1/2010	Resilience and Public Works	2	Active	Final Completion	Homeland Defense Bond Series 3	City Funds	36000	Streets & Sidewalks	\$ 149,264	\$ 149,264	\$ -	\$ 149,264	\$ -
40-B30687	Coconut Grove Business Improvement District	4/1/2010	Resilience and Public Works	2	Active	Final Completion	Street Bonds - Series 2009	City Funds	36000	Streets & Sidewalks	\$ 1,775,722	\$ 1,775,722	\$ 0	\$ 1,775,722	\$ -
40-B30687	Coconut Grove Business Improvement District	4/1/2010	Resilience and Public Works	2	Active	Final Completion	Miami-Dade County Transportation Surtax and Gas Tax	County	36000	Streets & Sidewalks	\$ 1,529,000	\$ 1,345,802	\$ 7,032	\$ 1,352,834	\$ 176,166
40-B30687	Coconut Grove Business Improvement District	4/1/2010	Resilience and Public Works	2	Active	Final Completion	Street Bonds - Series 2018C	Debt Proceeds	36000	Streets & Sidewalks	\$ 12,760	\$ 12,597	\$ -	\$ 12,597	\$ 163
40-B30687	Coconut Grove Business Improvement District	4/1/2010	Resilience and Public Works	2	Active	Final Completion	Coconut Grove Business Improvement District	Other Local Units	36000	Streets & Sidewalks	\$ 500,000	\$ 484,387	\$ 15,613	\$ 500,000	\$ -
40-B30687T	Coconut Grove Business Improvement District - Tree	9/1/2013	Resilience and Public Works	2	Active	Administrative Close-Out	Citywide Landscape	City Funds	33000	Disaster Recovery	\$ 97,105	\$ 97,105	\$ -	\$ 97,105	\$ 0
40-B30688	Marine Stadium Restoration	4/1/2010	Real Estate and Asset Management	Citywide	Active	Dry-Run/Permit	Contribution from General Fund 3	City Funds	34000	Public Facilities-CIP	\$ 1,356,154	\$ 1,190,418	\$ 109,582	\$ 1,300,001	\$ 56,154
40-B30688	Marine Stadium Restoration	4/1/2010	Real Estate and Asset Management	Citywide	Active	Dry-Run/Permit	Homeland Defense Bond Series 3	City Funds	34000	Public Facilities-CIP	\$ 24,846	\$ 24,846	\$ -	\$ 24,846	\$ -

Detailed Report by Capital Project Number

Project Number	Project Name	Initial Funding Date	Client	District	Status	Phase	Award Name	Award Type	Fund Number	Fund Description	Budget	Actual	Encumbrances	Total Cost	Total Available
40-B30688	Marine Stadium Restoration	4/1/2010	Real Estate and Asset Management	Citywide	Active	Dry-Run/Permit	Florida Inland Navigation District	State	34000	Public Facilities-CIP	\$ 157,900	\$ -	\$ 500	\$ 500	\$ 157,400
40-B30688	Marine Stadium Restoration	4/1/2010	Real Estate and Asset Management	Citywide	Active	Dry-Run/Permit	Florida Historic Preservation	State	34000	Public Facilities-CIP	\$ 1,000,000	\$ 1,000,000	\$ -	\$ 1,000,000	\$ -
40-B30688	Marine Stadium Restoration	4/1/2010	Real Estate and Asset Management	Citywide	Active	Dry-Run/Permit	National Trust for Historic Preservation	Private	34000	Public Facilities-CIP	\$ 80,000	\$ 80,000	\$ -	\$ 80,000	\$ -
40-B30688	Marine Stadium Restoration	4/1/2010	Real Estate and Asset Management	Citywide	Active	Dry-Run/Permit	Marine Stadium Museum Complex Financing	City Funds	34000	Public Facilities-CIP	\$ 38,000,000	\$ 4,164,430	\$ 29,615	\$ 4,194,045	\$ 33,805,955
40-B30688	Marine Stadium Restoration	4/1/2010	Real Estate and Asset Management	Citywide	Active	Dry-Run/Permit	Donation - Makaira, Inc	Private	34000	Public Facilities-CIP	\$ 25,000	\$ -	\$ -	\$ -	\$ 25,000
40-B30688	Marine Stadium Restoration	4/1/2010	Real Estate and Asset Management	Citywide	Active	Dry-Run/Permit	National Trust for Historic Preservation	Private	34000	Public Facilities-CIP	\$ 86,513	\$ -	\$ -	\$ -	\$ 86,513
40-B30688	Marine Stadium Restoration	4/1/2010	Real Estate and Asset Management	Citywide	Active	Dry-Run/Permit	Florida Inland Navigation District	State	34000	Public Facilities-CIP	\$ 1,213,556	\$ 693,605	\$ -	\$ 693,605	\$ 519,951
40-B30688	Marine Stadium Restoration	4/1/2010	Real Estate and Asset Management	Citywide	Active	Dry-Run/Permit	Miami-Dade County General Obligation Bond	County	34000	Public Facilities-CIP	\$ 3,000,000	\$ 1,897,391	\$ 365,477	\$ 2,262,868	\$ 737,132
40-B30700	FDEP Drainage Wells Compliance	9/1/2010	Resilience and Public Works		Adopted	Planning	Local Option Gas Tax 1	City Funds	38000	Storm Sewers	\$ 500,000	\$ 500,000	\$ -	\$ 500,000	\$ -
40-B30700	FDEP Drainage Wells Compliance	9/1/2010	Resilience and Public Works		Adopted	Planning	Contribution from General Fund 3	City Funds	38000	Storm Sewers	\$ 150,000	\$ 150,000	\$ 0	\$ 150,000	\$ -
40-B30700	FDEP Drainage Wells Compliance	9/1/2010	Resilience and Public Works		Adopted	Planning	Stormwater Utility Trust Fund 2008	City Funds	38000	Storm Sewers	\$ 904,934	\$ 827,616	\$ 57,988	\$ 885,604	\$ 19,330
40-B30723	NW 24th Avenue Roadway Improvement Project - D1	11/1/2013	Resilience and Public Works	1	Active	Construction	Local Option Gas Tax 1	City Funds	36000	Streets & Sidewalks	\$ 50,000	\$ 18,005	\$ 29,695	\$ 47,700	\$ 2,300
40-B30723	NW 24th Avenue Roadway Improvement Project - D1	11/1/2013	Resilience and Public Works	1	Active	Construction	Transit Half-Cent Surtax 2	City Funds	36000	Streets & Sidewalks	\$ 1,398,750	\$ 1,330,305	\$ 68,347	\$ 1,398,652	\$ 98
40-B30723	NW 24th Avenue Roadway Improvement Project - D1	11/1/2013	Resilience and Public Works	1	Active	Construction	Street Bonds - Series 2009	City Funds	36000	Streets & Sidewalks	\$ 13,507	\$ 13,507	\$ -	\$ 13,507	\$ -
40-B30723	NW 24th Avenue Roadway Improvement Project - D1	11/1/2013	Resilience and Public Works	1	Active	Construction	Citywide Landscape	City Funds	36000	Streets & Sidewalks	\$ 67,279	\$ 25,775	\$ -	\$ 25,775	\$ 41,504
40-B30723	NW 24th Avenue Roadway Improvement Project - D1	11/1/2013	Resilience and Public Works	1	Active	Construction	Miami-Dade County	County	36000	Streets & Sidewalks	\$ 25,865	\$ 20,175	\$ -	\$ 20,175	\$ 5,690
40-B30723	NW 24th Avenue Roadway Improvement Project - D1	11/1/2013	Resilience and Public Works	1	Active	Construction	Street Bonds - Series 2018C	Debt Proceeds	36000	Streets & Sidewalks	\$ 727	\$ 727	\$ -	\$ 727	\$ -
40-B30723	NW 24th Avenue Roadway Improvement Project - D1	11/1/2013	Resilience and Public Works	1	Active	Construction	Miami-Dade County WASD	County	36000	Streets & Sidewalks	\$ 274,222	\$ 83,539	\$ 190,683	\$ 274,222	\$ -
40-B30724	NW 33rd Street Roadway Improvement Project - D1	2/1/2011	Resilience and Public Works	1	Active	Administrative Close-Out	Transit Half-Cent Surtax 1	City Funds	36000	Streets & Sidewalks	\$ 2,595	\$ 2,595	\$ -	\$ 2,595	\$ -
40-B30724	NW 33rd Street Roadway Improvement Project - D1	2/1/2011	Resilience and Public Works	1	Active	Administrative Close-Out	Transit Half-Cent Surtax 2	City Funds	36000	Streets & Sidewalks	\$ 3,007	\$ 3,007	\$ -	\$ 3,007	\$ -
40-B30724	NW 33rd Street Roadway Improvement Project - D1	2/1/2011	Resilience and Public Works	1	Active	Administrative Close-Out	Street Bonds - Series 2007	City Funds	36000	Streets & Sidewalks	\$ 17,429	\$ 17,429	\$ -	\$ 17,429	\$ -
40-B30724	NW 33rd Street Roadway Improvement Project - D1	2/1/2011	Resilience and Public Works	1	Active	Administrative Close-Out	Local Option Gas Tax 2	City Funds	36000	Streets & Sidewalks	\$ 258	\$ 258	\$ -	\$ 258	\$ -
40-B30724	NW 33rd Street Roadway Improvement Project - D1	2/1/2011	Resilience and Public Works	1	Active	Administrative Close-Out	Street Bonds - Series 2009	City Funds	36000	Streets & Sidewalks	\$ 3,250,954	\$ 3,250,954	\$ (0)	\$ 3,250,954	\$ 0
40-B30724	NW 33rd Street Roadway Improvement Project - D1	2/1/2011	Resilience and Public Works	1	Active	Administrative Close-Out	Citywide Landscape	City Funds	36000	Streets & Sidewalks	\$ 17,204	\$ 17,172	\$ -	\$ 17,172	\$ 33
40-B30724	NW 33rd Street Roadway Improvement Project - D1	2/1/2011	Resilience and Public Works	1	Active	Administrative Close-Out	Contribution from General Fund-SSL	City Funds	36000	Streets & Sidewalks	\$ 0	\$ 0	\$ -	\$ 0	\$ -
40-B30724	NW 33rd Street Roadway Improvement Project - D1	2/1/2011	Resilience and Public Works	1	Active	Administrative Close-Out	Miami-Dade County WASD	County	36000	Streets & Sidewalks	\$ 1,578,901	\$ 1,578,901	\$ -	\$ 1,578,901	\$ -
40-B30727T	NW 18th Avenue Roadway Improvement Project - D1 Tree	9/1/2013	Resilience and Public Works	1	Active	Dry-Run/Permit	Citywide Landscape	City Funds	33000	Disaster Recovery	\$ 90,000	\$ 29,376	\$ -	\$ 29,376	\$ 60,624

Detailed Report by Capital Project Number

Project Number	Project Name	Initial Funding Date	Client	District	Status	Phase	Award Name	Award Type	Fund Number	Fund Description	Budget	Actual	Encumbrances	Total Cost	Total Available
40-B30737	South Bayshore Lane/Fairview Street (East & West) -D2	5/14/2015	Resilience and Public Works	2	Active	Dry-Run/Permit	Local Option Gas Tax 1	City Funds	36000	Streets & Sidewalks	\$ 10,834	\$ 6,244	\$ -	\$ 6,244	\$ 4,590
40-B30737	South Bayshore Lane/Fairview Street (East & West) -D2	5/14/2015	Resilience and Public Works	2	Active	Dry-Run/Permit	Transit Half-Cent Surtax 2	City Funds	36000	Streets & Sidewalks	\$ 1,947,135	\$ 465,233	\$ 25,836	\$ 491,070	\$ 1,456,066
40-B30737	South Bayshore Lane/Fairview Street (East & West) -D2	5/14/2015	Resilience and Public Works	2	Active	Dry-Run/Permit	Parking Surcharge 2	City Funds	36000	Streets & Sidewalks	\$ 30,396	\$ -	\$ -	\$ -	\$ 30,396
40-B30737	South Bayshore Lane/Fairview Street (East & West) -D2	5/14/2015	Resilience and Public Works	2	Active	Dry-Run/Permit	Contribution from General Fund 3	City Funds	36000	Streets & Sidewalks	\$ 104,452	\$ 73,786	\$ 0	\$ 73,786	\$ 30,666
40-B30737	South Bayshore Lane/Fairview Street (East & West) -D2	5/14/2015	Resilience and Public Works	2	Active	Dry-Run/Permit	Local Option Gas Tax 2	City Funds	36000	Streets & Sidewalks	\$ 5,570	\$ -	\$ -	\$ -	\$ 5,570
40-B30737	South Bayshore Lane/Fairview Street (East & West) -D2	5/14/2015	Resilience and Public Works	2	Active	Dry-Run/Permit	Street Bonds - Series 2009	City Funds	36000	Streets & Sidewalks	\$ 10,326	\$ 10,326	\$ -	\$ 10,326	\$ -
40-B30737	South Bayshore Lane/Fairview Street (East & West) -D2	5/14/2015	Resilience and Public Works	2	Active	Dry-Run/Permit	Miami-Dade County WASD	County	36000	Streets & Sidewalks	\$ 18,307	\$ 16,307	\$ 2,000	\$ 18,307	\$ -
40-B30737	South Bayshore Lane/Fairview Street (East & West) -D2	5/14/2015	Resilience and Public Works	2	Active	Dry-Run/Permit	Street Bonds - Series 2018C	Debt Proceeds	36000	Streets & Sidewalks	\$ 715	\$ 715	\$ -	\$ 715	\$ -
40-B30737	South Bayshore Lane/Fairview Street (East & West) -D2	5/14/2015	Resilience and Public Works	2	Active	Dry-Run/Permit	Miami Forever Bonds - Sea Level S1A	Debt Proceeds	36000	Streets & Sidewalks	\$ 1,800,000	\$ 792,288	\$ 80,119	\$ 872,407	\$ 927,593
40-B30737	South Bayshore Lane/Fairview Street (East & West) -D2	5/14/2015	Resilience and Public Works	2	Active	Dry-Run/Permit	Miami-Dade County WASD	County	36000	Streets & Sidewalks	\$ 155,272	\$ 137,924	\$ 17,348	\$ 155,272	\$ -
40-B30737	South Bayshore Lane/Fairview Street (East & West) -D2	5/14/2015	Resilience and Public Works	2	Active	Dry-Run/Permit	Miami-Dade County General Obligation Bond	County	36000	Streets & Sidewalks	\$ 583,802	\$ -	\$ -	\$ -	\$ 583,802
40-B30756	NW 30th Street Improvement-D1	1/1/2016	Resilience and Public Works	1	Active	Dry-Run/Permit	Transit Half-Cent Surtax 2	City Funds	36000	Streets & Sidewalks	\$ 624,113	\$ 247,140	\$ 43,592	\$ 290,733	\$ 333,380
40-B30756	NW 30th Street Improvement-D1	1/1/2016	Resilience and Public Works	1	Active	Dry-Run/Permit	Contribution from General Fund 3	City Funds	36000	Streets & Sidewalks	\$ 761,000	\$ 52,204	\$ -	\$ 52,204	\$ 708,796
40-B30756	NW 30th Street Improvement-D1	1/1/2016	Resilience and Public Works	1	Active	Dry-Run/Permit	Street Bonds - Series 2009	City Funds	36000	Streets & Sidewalks	\$ 111,668	\$ 111,668	\$ -	\$ 111,668	\$ -
40-B30756	NW 30th Street Improvement-D1	1/1/2016	Resilience and Public Works	1	Active	Dry-Run/Permit	Miami-Dade County WASD	County	36000	Streets & Sidewalks	\$ 66,466	\$ 51,872	\$ 14,594	\$ 66,466	\$ -
40-B30756	NW 30th Street Improvement-D1	1/1/2016	Resilience and Public Works	1	Active	Dry-Run/Permit	Street Bonds - Series 2018C	Debt Proceeds	36000	Streets & Sidewalks	\$ 36,499	\$ 36,499	\$ -	\$ 36,499	\$ -
40-B30833	SW 1st Ave between SW 15 and SW 7th Street - D2	11/1/2013	Resilience and Public Works	2	Active	Construction	Local Option Gas Tax 1	City Funds	36000	Streets & Sidewalks	\$ 99,414	\$ 99,414	\$ (0)	\$ 99,414	\$ -
40-B30833	SW 1st Ave between SW 15 and SW 7th Street - D2	11/1/2013	Resilience and Public Works	2	Active	Construction	Transit Half-Cent Surtax 2	City Funds	36000	Streets & Sidewalks	\$ 435,940	\$ 435,940	\$ -	\$ 435,940	\$ -
40-B30833	SW 1st Ave between SW 15 and SW 7th Street - D2	11/1/2013	Resilience and Public Works	2	Active	Construction	Parking Surcharge 2	City Funds	36000	Streets & Sidewalks	\$ 705,973	\$ 604,688	\$ 90,833	\$ 695,522	\$ 10,452
40-B30833	SW 1st Ave between SW 15 and SW 7th Street - D2	11/1/2013	Resilience and Public Works	2	Active	Construction	Homeland Defense Bond Series 3	City Funds	36000	Streets & Sidewalks	\$ 13,509	\$ 13,509	\$ -	\$ 13,509	\$ -
40-B30836	South Grove Phase 3 Roadway and Drainage Improvements D2	12/1/2013	Resilience and Public Works	2	Active	Final Completion	Transit Half-Cent Surtax 1	City Funds	36000	Streets & Sidewalks	\$ 4,240	\$ 4,240	\$ -	\$ 4,240	\$ -
40-B30836	South Grove Phase 3 Roadway and Drainage Improvements D2	12/1/2013	Resilience and Public Works	2	Active	Final Completion	Stormwater Utility Trust Fund	City Funds	36000	Streets & Sidewalks	\$ 106,010	\$ 35,730	\$ 15,481	\$ 51,211	\$ 54,798
40-B30836	South Grove Phase 3 Roadway and Drainage Improvements D2	12/1/2013	Resilience and Public Works	2	Active	Final Completion	Transit Half-Cent Surtax 2	City Funds	36000	Streets & Sidewalks	\$ 1,157,650	\$ 1,123,473	\$ 34,172	\$ 1,157,645	\$ 5
40-B30836	South Grove Phase 3 Roadway and Drainage Improvements D2	12/1/2013	Resilience and Public Works	2	Active	Final Completion	Street Bonds - Series 2007	City Funds	36000	Streets & Sidewalks	\$ 766	\$ 766	\$ -	\$ 766	\$ -
40-B30836	South Grove Phase 3 Roadway and Drainage Improvements D2	12/1/2013	Resilience and Public Works	2	Active	Final Completion	Contribution from General Fund 3	City Funds	36000	Streets & Sidewalks	\$ 76,723	\$ 63,483	\$ 1,485	\$ 64,968	\$ 11,755
40-B30836	South Grove Phase 3 Roadway and Drainage Improvements D2	12/1/2013	Resilience and Public Works	2	Active	Final Completion	Stormwater Utility Trust Fund 2008	City Funds	36000	Streets & Sidewalks	\$ 2,981	\$ 2,878	\$ 103	\$ 2,981	\$ -
40-B30836	South Grove Phase 3 Roadway and Drainage Improvements D2	12/1/2013	Resilience and Public Works	2	Active	Final Completion	Local Option Gas Tax 2	City Funds	36000	Streets & Sidewalks	\$ 61,620	\$ 25,843	\$ 56	\$ 25,899	\$ 35,721

Detailed Report by Capital Project Number

Project Number	Project Name	Initial Funding Date	Client	District	Status	Phase	Award Name	Award Type	Fund Number	Fund Description	Budget	Actual	Encumbrances	Total Cost	Total Available
40-B30836	South Grove Phase 3 Roadway and Drainage Improvements D2	12/1/2013	Resilience and Public Works	2	Active	Final Completion	Street Bonds - Series 2009	City Funds	36000	Streets & Sidewalks	\$ 108,044	\$ 108,044	\$ -	\$ 108,044	\$ -
40-B30836	South Grove Phase 3 Roadway and Drainage Improvements D2	12/1/2013	Resilience and Public Works	2	Active	Final Completion	Miami-Dade County WASD	County	36000	Streets & Sidewalks	\$ 63,182	\$ 63,182	\$ -	\$ 63,182	\$ -
40-B30836	South Grove Phase 3 Roadway and Drainage Improvements D2	12/1/2013	Resilience and Public Works	2	Active	Final Completion	Miami-Dade County WASD	County	36000	Streets & Sidewalks	\$ 477,839	\$ 477,839	\$ -	\$ 477,839	\$ -
40-B30840	Brickell Bay Drive - D2	2/1/2014	Resilience and Public Works	2	Active	Administrative Close-Out	Local Option Gas Tax 2	City Funds	36000	Streets & Sidewalks	\$ 238,364	\$ 238,364	\$ (0)	\$ 238,364	\$ 0
40-B30840	Brickell Bay Drive - D2	2/1/2014	Resilience and Public Works	2	Active	Administrative Close-Out	Private - IOBY	Private	36000	Streets & Sidewalks	\$ 8,500	\$ 8,500	\$ -	\$ 8,500	\$ -
40-B30846	Bayhomes Drive Drainage Improvements D2	10/1/2015	Resilience and Public Works	2	Active	Construction	Transit Half-Cent Surtax 2	City Funds	36000	Streets & Sidewalks	\$ 31,000	\$ 31,000	\$ -	\$ 31,000	\$ -
40-B30846	Bayhomes Drive Drainage Improvements D2	10/1/2015	Resilience and Public Works	2	Active	Construction	Contribution from General Fund 3	City Funds	36000	Streets & Sidewalks	\$ 494,000	\$ 279,284	\$ 151,558	\$ 430,842	\$ 63,158
40-B30846	Bayhomes Drive Drainage Improvements D2	10/1/2015	Resilience and Public Works	2	Active	Construction	Miami-Dade County General Obligation Bond	County	36000	Streets & Sidewalks	\$ 525,000	\$ 232,117	\$ 103,391	\$ 335,509	\$ 189,491
40-B30865G	Environmental Remediation - Citywide	1/1/2014	Office of Capital Improvements	Citywide	Active	Administrative Close-Out	Contribution from General Fund 3	City Funds	31000	General Government Projects	\$ 1,256,714	\$ 1,147,416	\$ 106,533	\$ 1,253,949	\$ 2,765
40-B30865G	Environmental Remediation - Citywide	1/1/2014	Office of Capital Improvements	Citywide	Active	Administrative Close-Out	Homeland Defense Bond Series 3	City Funds	31000	General Government Projects	\$ 1,702,973	\$ 1,702,973	\$ -	\$ 1,702,973	\$ -
40-B30865G	Environmental Remediation - Citywide	1/1/2014	Office of Capital Improvements	Citywide	Active	Administrative Close-Out	Homeland Defense Series 2 Interest	City Funds	31000	General Government Projects	\$ 131,517	\$ 131,517	\$ -	\$ 131,517	\$ -
40-B30865G	Environmental Remediation - Citywide	1/1/2014	Office of Capital Improvements	Citywide	Active	Administrative Close-Out	Homeland Defense Series 3 Interest	City Funds	31000	General Government Projects	\$ 353,486	\$ 353,486	\$ -	\$ 353,486	\$ -
40-B30865G	Environmental Remediation - Citywide	1/1/2014	Office of Capital Improvements	Citywide	Active	Administrative Close-Out	Contribution from General Fund-SSL	City Funds	31000	General Government Projects	\$ 423,578	\$ 409,251	\$ 11,148	\$ 420,399	\$ 3,179
40-B30874	Brickell Avenue SE 15 Road to SE 8 Street - D2	11/1/2014	Resilience and Public Works	2	Active	Final Completion	Local Option Gas Tax 1	City Funds	36000	Streets & Sidewalks	\$ 32,900	\$ 32,900	\$ -	\$ 32,900	\$ -
40-B30874	Brickell Avenue SE 15 Road to SE 8 Street - D2	11/1/2014	Resilience and Public Works	2	Active	Final Completion	Contribution from Special Revenue Fund	City Funds	36000	Streets & Sidewalks	\$ 24,347	\$ 24,347	\$ -	\$ 24,347	\$ -
40-B30874	Brickell Avenue SE 15 Road to SE 8 Street - D2	11/1/2014	Resilience and Public Works	2	Active	Final Completion	Parking Surcharge 2	City Funds	36000	Streets & Sidewalks	\$ 2,040,000	\$ 1,214,266	\$ 351,927	\$ 1,566,193	\$ 473,807
40-B30896	PH I: NW 29th Street (NW 7 Ave to NW 2 Ave) - D5	11/1/2013	Resilience and Public Works	5	Adopted	Planning	Transit Half-Cent Surtax 1	City Funds	36000	Streets & Sidewalks	\$ 5,020	\$ 4,387	\$ 633	\$ 5,020	\$ -
40-B30896	PH I: NW 29th Street (NW 7 Ave to NW 2 Ave) - D5	11/1/2013	Resilience and Public Works	5	Adopted	Planning	Local Option Gas Tax 1	City Funds	36000	Streets & Sidewalks	\$ 65,515	\$ 2,510	\$ (0)	\$ 2,510	\$ 63,005
40-B30896	PH I: NW 29th Street (NW 7 Ave to NW 2 Ave) - D5	11/1/2013	Resilience and Public Works	5	Adopted	Planning	Transit Half-Cent Surtax 2	City Funds	36000	Streets & Sidewalks	\$ 62,819	\$ 55,518	\$ 7,301	\$ 62,819	\$ -
40-B30941	Downtown Signage and Wayfinding System	9/1/2014	Resilience and Public Works	Citywide	Active	Construction	Downtown Developmental Regional Impact (DDRI) 1	City Funds	36000	Streets & Sidewalks	\$ 304,876	\$ 26,778	\$ 114,765	\$ 141,543	\$ 163,333
40-B30941	Downtown Signage and Wayfinding System	9/1/2014	Resilience and Public Works	Citywide	Active	Construction	Contribution from Special Revenue Fund	City Funds	36000	Streets & Sidewalks	\$ 4,421	\$ -	\$ -	\$ -	\$ 4,421
40-B30941	Downtown Signage and Wayfinding System	9/1/2014	Resilience and Public Works	Citywide	Active	Construction	Parking Surcharge 2	City Funds	36000	Streets & Sidewalks	\$ 501,932	\$ 365,832	\$ 120,061	\$ 485,893	\$ 16,039
40-B30941	Downtown Signage and Wayfinding System	9/1/2014	Resilience and Public Works	Citywide	Active	Construction	Florida Department of Transportation	Federal Pass Through State	36000	Streets & Sidewalks	\$ 1,000,000	\$ 767,521	\$ 232,479	\$ 1,000,000	\$ -
40-B30941	Downtown Signage and Wayfinding System	9/1/2014	Resilience and Public Works	Citywide	Active	Construction	Downtown Development Authority	Other Local Units	36000	Streets & Sidewalks	\$ 500,000	\$ 398,480	\$ 99,235	\$ 497,716	\$ 2,284
40-B30960	La Pastorita Traffic Calming and Miscellaneous Improvements - D4	7/11/2013	Resilience and Public Works	4	Active	Final Completion	Transit Half-Cent Surtax 1	City Funds	36000	Streets & Sidewalks	\$ 16,489	\$ 16,489	\$ -	\$ 16,489	\$ -
40-B30960	La Pastorita Traffic Calming and Miscellaneous Improvements - D4	7/11/2013	Resilience and Public Works	4	Active	Final Completion	Transit Half-Cent Surtax 2	City Funds	36000	Streets & Sidewalks	\$ 63,516	\$ 63,507	\$ 0	\$ 63,507	\$ 9
40-B30960	La Pastorita Traffic Calming and Miscellaneous Improvements - D4	7/11/2013	Resilience and Public Works	4	Active	Final Completion	Contribution from Special Revenue Fund	City Funds	36000	Streets & Sidewalks	\$ 11,053	\$ 4,782	\$ 6,270	\$ 11,053	\$ -

Detailed Report by Capital Project Number

Project Number	Project Name	Initial Funding Date	Client	District	Status	Phase	Award Name	Award Type	Fund Number	Fund Description	Budget	Actual	Encumbrances	Total Cost	Total Available
40-B30960	La Pastorita Traffic Calming and Miscellaneous Improvements - D4	7/11/2013	Resilience and Public Works	4	Active	Final Completion	Street Bonds - Series 2007	City Funds	36000	Streets & Sidewalks	\$ 59,294	\$ 59,294	\$ -	\$ 59,294	\$ -
40-B30960	La Pastorita Traffic Calming and Miscellaneous Improvements - D4	7/11/2013	Resilience and Public Works	4	Active	Final Completion	Local Option Gas Tax 2	City Funds	36000	Streets & Sidewalks	\$ 16,814	\$ 13,048	\$ 3,766	\$ 16,814	\$ -
40-B30960	La Pastorita Traffic Calming and Miscellaneous Improvements - D4	7/11/2013	Resilience and Public Works	4	Active	Final Completion	Street Bonds - Series 2009	City Funds	36000	Streets & Sidewalks	\$ 263,376	\$ 263,376	\$ -	\$ 263,376	\$ -
40-B30960	La Pastorita Traffic Calming and Miscellaneous Improvements - D4	7/11/2013	Resilience and Public Works	4	Active	Final Completion	Contribution from General Fund-SSL	City Funds	36000	Streets & Sidewalks	\$ 42,571	\$ 41,171	\$ 1,400	\$ 42,571	\$ -
40-B30966	SW 5 St between 27 Ave & 28 Ave Street Improvement - D4	11/1/2013	Resilience and Public Works	3	Active	Final Completion	Transit Half-Cent Surtax 1	City Funds	36000	Streets & Sidewalks	\$ 8,491	\$ 8,491	\$ -	\$ 8,491	\$ -
40-B30966	SW 5 St between 27 Ave & 28 Ave Street Improvement - D4	11/1/2013	Resilience and Public Works	3	Active	Final Completion	Transit Half-Cent Surtax 2	City Funds	36000	Streets & Sidewalks	\$ 206,960	\$ 191,968	\$ 14,991	\$ 206,960	\$ -
40-B30966	SW 5 St between 27 Ave & 28 Ave Street Improvement - D4	11/1/2013	Resilience and Public Works	3	Active	Final Completion	Contribution from General Fund 3	City Funds	36000	Streets & Sidewalks	\$ 56,192	\$ 26,048	\$ 30,145	\$ 56,192	\$ -
40-B30966	SW 5 St between 27 Ave & 28 Ave Street Improvement - D4	11/1/2013	Resilience and Public Works	3	Active	Final Completion	Street Bonds - Series 2009	City Funds	36000	Streets & Sidewalks	\$ 28,700	\$ 28,700	\$ -	\$ 28,700	\$ -
40-B30966	SW 5 St between 27 Ave & 28 Ave Street Improvement - D4	11/1/2013	Resilience and Public Works	3	Active	Final Completion	Miami-Dade County WASD	County	36000	Streets & Sidewalks	\$ 39,411	\$ 38,985	\$ 425	\$ 39,411	\$ -
40-B30966	SW 5 St between 27 Ave & 28 Ave Street Improvement - D4	11/1/2013	Resilience and Public Works	3	Active	Final Completion	Miami-Dade County WASD	County	36000	Streets & Sidewalks	\$ 198,970	\$ 112,869	\$ 84,131	\$ 197,000	\$ 1,970
40-B30966	SW 5 St between 27 Ave & 28 Ave Street Improvement - D4	11/1/2013	Resilience and Public Works	3	Active	Final Completion	Street Bonds - Series 2018C	Debt Proceeds	36000	Streets & Sidewalks	\$ 17,130	\$ 12,298	\$ 4,832	\$ 17,130	\$ -
40-B30969	SW 30th Ct (SW 12th Street and SW 13th Street) - D4	12/1/2013	Resilience and Public Works	4	Active	Final Completion	Transit Half-Cent Surtax 2	City Funds	36000	Streets & Sidewalks	\$ 73,214	\$ 65,055	\$ -	\$ 65,055	\$ 8,159
40-B30969	SW 30th Ct (SW 12th Street and SW 13th Street) - D4	12/1/2013	Resilience and Public Works	4	Active	Final Completion	Stormwater Utility Trust Fund 2008	City Funds	36000	Streets & Sidewalks	\$ 189,901	\$ 183,104	\$ 6,797	\$ 189,901	\$ -
40-B30972	SW 64 Court Roadway & Drainage Improvements (from SW 6 St to SW 8 St) - D4	12/1/2013	Resilience and Public Works	4	Active	Administrative Close Out	Transit Half-Cent Surtax 2	City Funds	36000	Streets & Sidewalks	\$ 54,994	\$ 54,994	\$ 0	\$ 54,994	\$ -
40-B30972	SW 64 Court Roadway & Drainage Improvements (from SW 6 St to SW 8 St) - D4	12/1/2013	Resilience and Public Works	4	Active	Administrative Close Out	Parking Surcharge 2	City Funds	36000	Streets & Sidewalks	\$ 40,516	\$ 40,516	\$ -	\$ 40,516	\$ -
40-B30972	SW 64 Court Roadway & Drainage Improvements (from SW 6 St to SW 8 St) - D4	12/1/2013	Resilience and Public Works	4	Active	Administrative Close Out	Contribution from General Fund 3	City Funds	36000	Streets & Sidewalks	\$ 158,199	\$ 158,186	\$ 13	\$ 158,199	\$ -
40-B30972	SW 64 Court Roadway & Drainage Improvements (from SW 6 St to SW 8 St) - D4	12/1/2013	Resilience and Public Works	4	Active	Administrative Close Out	Local Option Gas Tax 2	City Funds	36000	Streets & Sidewalks	\$ 48,252	\$ 48,223	\$ 28	\$ 48,252	\$ -
40-B30972	SW 64 Court Roadway & Drainage Improvements (from SW 6 St to SW 8 St) - D4	12/1/2013	Resilience and Public Works	4	Active	Administrative Close Out	Street Bonds - Series 2009	City Funds	36000	Streets & Sidewalks	\$ 426	\$ 426	\$ -	\$ 426	\$ -
40-B30972	SW 64 Court Roadway & Drainage Improvements (from SW 6 St to SW 8 St) - D4	12/1/2013	Resilience and Public Works	4	Active	Administrative Close Out	Miami-Dade County WASD	County	36000	Streets & Sidewalks	\$ 15,643	\$ 15,643	\$ -	\$ 15,643	\$ -
40-B30972	SW 64 Court Roadway & Drainage Improvements (from SW 6 St to SW 8 St) - D4	12/1/2013	Resilience and Public Works	4	Active	Administrative Close Out	Street Bonds - Series 2018C	Debt Proceeds	36000	Streets & Sidewalks	\$ 60,367	\$ 60,367	\$ -	\$ 60,367	\$ -

Detailed Report by Capital Project Number

Project Number	Project Name	Initial Funding Date	Client	District	Status	Phase	Award Name	Award Type	Fund Number	Fund Description	Budget	Actual	Encumbrances	Total Cost	Total Available
40-B30972	SW 64 Court Roadway & Drainage Improvements (from SW 6 St to SW 8 St) - D4	12/1/2013	Resilience and Public Works	4	Active	Administrative Close-Out	Miami-Dade County WASD	County	36000	Streets & Sidewalks	\$ 169,313	\$ 169,313	\$ -	\$ 169,313	\$ -
40-B30979	SW 21st St & 24th Ave Roadway Improvement - D4	11/1/2013	Resilience and Public Works	4	Active	Final Completion	Transit Half-Cent Surtax 1	City Funds	36000	Streets & Sidewalks	\$ 80,000	\$ 77,023	\$ -	\$ 77,023	\$ 2,977
40-B30979	SW 21st St & 24th Ave Roadway Improvement - D4	11/1/2013	Resilience and Public Works	4	Active	Final Completion	Transit Half-Cent Surtax 2	City Funds	36000	Streets & Sidewalks	\$ 641,459	\$ 641,459	\$ -	\$ 641,459	\$ -
40-B30988	North District Police Station Misc. Repairs	2/1/2013	Police	Citywide	Adopted	Planning	Contribution from General Fund 1	City Funds	32000	Public Safety	\$ 25,523	\$ 25,523	\$ -	\$ 25,523	\$ -
40-B30988	North District Police Station Misc. Repairs	2/1/2013	Police	Citywide	Adopted	Planning	Impact Fees 2	City Funds	32000	Public Safety	\$ 13,777	\$ 13,777	\$ -	\$ 13,777	\$ -
40-B30988	North District Police Station Misc. Repairs	2/1/2013	Police	Citywide	Adopted	Planning	Contribution from General Fund 3	City Funds	32000	Public Safety	\$ 86,172	\$ 73,862	\$ -	\$ 73,862	\$ 12,310
40-B30992	Riverview and Lawrence Pump Stations	6/1/2012	Resilience and Public Works	3	Active	Construction	Local Option Gas Tax 1	City Funds	38000	Storm Sewers	\$ 500,000	\$ 500,000	\$ -	\$ 500,000	\$ -
40-B30992	Riverview and Lawrence Pump Stations	6/1/2012	Resilience and Public Works	3	Active	Construction	Contribution from Special Revenue Fund	City Funds	38000	Storm Sewers	\$ 588,500	\$ 135,884	\$ 452,616	\$ 588,500	\$ -
40-B30992	Riverview and Lawrence Pump Stations	6/1/2012	Resilience and Public Works	3	Active	Construction	Stormwater Utility Trust Fund 2008	City Funds	38000	Storm Sewers	\$ 1,871,910	\$ 1,026,738	\$ 783,367	\$ 1,810,105	\$ 61,805
40-B33514	Marine Stadium Marina Improvements	2/1/2006	Real Estate and Asset Management	2	Active	Administrative Close-Out	Homeland Defense Bond Series 1	City Funds	34000	Public Facilities-CIP	\$ 56,136	\$ 56,136	\$ -	\$ 56,136	\$ -
40-B33514	Marine Stadium Marina Improvements	2/1/2006	Real Estate and Asset Management	2	Active	Administrative Close-Out	Contribution from Special Revenue Fund	City Funds	34000	Public Facilities-CIP	\$ 4,517	\$ 4,517	\$ -	\$ 4,517	\$ -
40-B33514	Marine Stadium Marina Improvements	2/1/2006	Real Estate and Asset Management	2	Active	Administrative Close-Out	Homeland Defense Bond Series 3	City Funds	34000	Public Facilities-CIP	\$ 4,992	\$ 4,992	\$ -	\$ 4,992	\$ -
40-B35002	Virginia Key Landfill Assessment	9/30/2006	Parks and Recreation	Citywide	Active	Monitoring	Miami-Dade County Dept of Environmental Resources	County	31000	General Government Projects	\$ 650,000	\$ 650,000	\$ -	\$ 650,000	\$ -
40-B35002	Virginia Key Landfill Assessment	9/30/2006	Parks and Recreation	Citywide	Active	Monitoring	Sunshine State Government Financing Commission Loan #2	City Funds	31000	General Government Projects	\$ 98,557	\$ 98,557	\$ -	\$ 98,557	\$ -
40-B35002	Virginia Key Landfill Assessment	9/30/2006	Parks and Recreation	Citywide	Active	Monitoring	Homeland Defense Bond Series 3	City Funds	31000	General Government Projects	\$ 70,282	\$ 70,282	\$ -	\$ 70,282	\$ -
40-B35002	Virginia Key Landfill Assessment	9/30/2006	Parks and Recreation	Citywide	Active	Monitoring	Contribution from General Fund-SSL	City Funds	31000	General Government Projects	\$ 69,790	\$ 69,463	\$ -	\$ 69,463	\$ 327
40-B35806	Curtis Park New Pool Facility and Boat Ramp Improvement	9/30/2006	Parks and Recreation	1	Active	Final Completion	Impact Fees 1	City Funds	35000	Parks & Recreation	\$ 9,295	\$ 9,295	\$ -	\$ 9,295	\$ -
40-B35806	Curtis Park New Pool Facility and Boat Ramp Improvement	9/30/2006	Parks and Recreation	1	Active	Final Completion	Homeland Defense Bond Series 2	City Funds	35000	Parks & Recreation	\$ 85,683	\$ 85,683	\$ -	\$ 85,683	\$ 0
40-B35806	Curtis Park New Pool Facility and Boat Ramp Improvement	9/30/2006	Parks and Recreation	1	Active	Final Completion	Homeland Defense Bond	City Funds	35000	Parks & Recreation	\$ 2,768	\$ 2,768	\$ -	\$ 2,768	\$ -
40-B35806	Curtis Park New Pool Facility and Boat Ramp Improvement	9/30/2006	Parks and Recreation	1	Active	Final Completion	Impact Fees 2	City Funds	35000	Parks & Recreation	\$ 2,844,680	\$ 2,809,651	\$ 31,613	\$ 2,841,264	\$ 3,416
40-B35806	Curtis Park New Pool Facility and Boat Ramp Improvement	9/30/2006	Parks and Recreation	1	Active	Final Completion	Contribution from General Fund 3	City Funds	35000	Parks & Recreation	\$ 1,881,313	\$ 1,542,374	\$ 255,830	\$ 1,798,204	\$ 83,109
40-B35806	Curtis Park New Pool Facility and Boat Ramp Improvement	9/30/2006	Parks and Recreation	1	Active	Final Completion	Sunshine State Government Financing Commission Loan #2	City Funds	35000	Parks & Recreation	\$ 132,620	\$ 132,620	\$ -	\$ 132,620	\$ -
40-B35806	Curtis Park New Pool Facility and Boat Ramp Improvement	9/30/2006	Parks and Recreation	1	Active	Final Completion	Homeland Defense Bond Series 3	City Funds	35000	Parks & Recreation	\$ 260,475	\$ 260,475	\$ 0	\$ 260,475	\$ -
40-B35806	Curtis Park New Pool Facility and Boat Ramp Improvement	9/30/2006	Parks and Recreation	1	Active	Final Completion	Contribution from General Fund-SSL	City Funds	35000	Parks & Recreation	\$ 482,360	\$ 365,204	\$ 117,156	\$ 482,360	\$ -
40-B35806	Curtis Park New Pool Facility and Boat Ramp Improvement	9/30/2006	Parks and Recreation	1	Active	Final Completion	Florida Inland Navigation District	State	35000	Parks & Recreation	\$ 190,050	\$ 190,050	\$ -	\$ 190,050	\$ -
40-B35806S	Curtis Park New Pool Facility and Boat Ramp - Sanitary	9/1/2012	Parks and Recreation	1	Active	Final Completion	Sanitary Sewer Non-Bond	City Funds	37000	Sanitary Sewers	\$ 663,525	\$ 663,525	\$ (0)	\$ 663,525	\$ -
40-B35808B	Curtis Park Pool - FF&E	10/1/2015	Parks and Recreation	1	Active	Final Completion	Impact Fees 2	City Funds	35000	Parks & Recreation	\$ 50,000	\$ 26,345	\$ 6,041	\$ 32,387	\$ 17,613

Detailed Report by Capital Project Number

Project Number	Project Name	Initial Funding Date	Client	District	Status	Phase	Award Name	Award Type	Fund Number	Fund Description	Budget	Actual	Encumbrances	Total Cost	Total Available
40-B35838	Kennedy Park Restrooms Building Improvements	9/30/2006	Parks and Recreation	2	Active	Construction	Homeland Defense Bond Series 1	City Funds	35000	Parks & Recreation	\$ 333	\$ 333	\$ -	\$ 333	\$ -
40-B35838	Kennedy Park Restrooms Building Improvements	9/30/2006	Parks and Recreation	2	Active	Construction	Impact Fees 1	City Funds	35000	Parks & Recreation	\$ 4,900	\$ 4,900	\$ -	\$ 4,900	\$ -
40-B35838	Kennedy Park Restrooms Building Improvements	9/30/2006	Parks and Recreation	2	Active	Construction	Sanitary Sewer Non-Bond	City Funds	35000	Parks & Recreation	\$ 1,002,983	\$ 741,313	\$ 249,985	\$ 991,299	\$ 11,685
40-B35838	Kennedy Park Restrooms Building Improvements	9/30/2006	Parks and Recreation	2	Active	Construction	Impact Fees 2	City Funds	35000	Parks & Recreation	\$ 526,062	\$ 520,201	\$ 5,860	\$ 526,062	\$ -
40-B35838	Kennedy Park Restrooms Building Improvements	9/30/2006	Parks and Recreation	2	Active	Construction	Sunshine State Government Financing Commission Loan #2	City Funds	35000	Parks & Recreation	\$ 4,161	\$ 4,161	\$ -	\$ 4,161	\$ -
40-B35838	Kennedy Park Restrooms Building Improvements	9/30/2006	Parks and Recreation	2	Active	Construction	Homeland Defense Bond Series 3	City Funds	35000	Parks & Recreation	\$ 61,195	\$ 61,195	\$ (0)	\$ 61,195	\$ 0
40-B35838	Kennedy Park Restrooms Building Improvements	9/30/2006	Parks and Recreation	2	Active	Construction	Contribution from General Fund-SSL	City Funds	35000	Parks & Recreation	\$ 15,843	\$ 13,791	\$ 1,497	\$ 15,289	\$ 555
40-B35838S	Kennedy Park Restroom Building Improvements - Sanitary	9/1/2012	Parks and Recreation	2	Active	Construction	Sanitary Sewer Non-Bond	City Funds	37000	Sanitary Sewers	\$ 199,250	\$ 192,907	\$ 6,343	\$ 199,250	\$ -
40-B35861B	Maximo Gomez/Domino Park Restroom Improvements D3	7/1/2013	Parks and Recreation	3	Adopted	Planning	Impact Fees 2	City Funds	35000	Parks & Recreation	\$ 200,968	\$ 169,576	\$ 31,392	\$ 200,968	\$ -
40-B35861B	Maximo Gomez/Domino Park Restroom Improvements D3	7/1/2013	Parks and Recreation	3	Adopted	Planning	Homeland Defense Bond Series 1 & 2 - Interest	City Funds	35000	Parks & Recreation	\$ 29,241	\$ 8,709	\$ -	\$ 8,709	\$ 20,532
40-B35861B	Maximo Gomez/Domino Park Restroom Improvements D3	7/1/2013	Parks and Recreation	3	Adopted	Planning	Homeland Defense Bond Series 3	City Funds	35000	Parks & Recreation	\$ 73,468	\$ 73,468	\$ -	\$ 73,468	\$ -
40-B35883A	Hadley Park Youth Center and Field Improvements	1/1/2009	Parks and Recreation	5	Active	Administrative Close Out	Impact Fees 2	City Funds	35000	Parks & Recreation	\$ 1,023,119	\$ 940,597	\$ 82,522	\$ 1,023,119	\$ -
40-B35883A	Hadley Park Youth Center and Field Improvements	1/1/2009	Parks and Recreation	5	Active	Administrative Close Out	Sunshine State Government Financing Commission Loan #2	City Funds	35000	Parks & Recreation	\$ 280,808	\$ 280,808	\$ (0)	\$ 280,808	\$ 0
40-B35883A	Hadley Park Youth Center and Field Improvements	1/1/2009	Parks and Recreation	5	Active	Administrative Close Out	Homeland Defense Bond Series 3	City Funds	35000	Parks & Recreation	\$ 5,014,578	\$ 5,014,578	\$ -	\$ 5,014,578	\$ -
40-B35883A	Hadley Park Youth Center and Field Improvements	1/1/2009	Parks and Recreation	5	Active	Administrative Close Out	Contribution from General Fund-SSL	City Funds	35000	Parks & Recreation	\$ 1,301,203	\$ 1,301,203	\$ -	\$ 1,301,203	\$ -
40-B35895A	Recreation Plan Master Plan	10/1/2015	Parks and Recreation	Citywide	Active	Planning	Contribution from General Fund 3	City Funds	35000	Parks & Recreation	\$ 250,000	\$ 165,957	\$ 13,767	\$ 179,724	\$ 70,276
40-B39910K	Bayside Historic Sign - D2	9/1/2010	Resilience and Public Works	5	Active	Final Completion	Parking Surcharge 2	City Funds	36000	Streets & Sidewalks	\$ 34,125	\$ 28,393	\$ 3,631	\$ 32,024	\$ 2,101
40-B39910K	Bayside Historic Sign - D2	9/1/2010	Resilience and Public Works	5	Active	Final Completion	Contribution from General Fund 3	City Funds	36000	Streets & Sidewalks	\$ 25,000	\$ -	\$ -	\$ -	\$ 25,000
40-B39910K	Bayside Historic Sign - D2	9/1/2010	Resilience and Public Works	5	Active	Final Completion	Homeland Defense Bond Series 3	City Funds	36000	Streets & Sidewalks	\$ 22,875	\$ 22,875	\$ -	\$ 22,875	\$ -
40-B40180	Marine Stadium Marina at Virginia Key	5/1/2012	Real Estate and Asset Management	2	Active	Administrative Close Out	Contribution from Special Revenue Fund	City Funds	34000	Public Facilities-CIP	\$ 1,483	\$ 1,483	\$ -	\$ 1,483	\$ -
40-B40180	Marine Stadium Marina at Virginia Key	5/1/2012	Real Estate and Asset Management	2	Active	Administrative Close Out	Contribution from General Fund 3	City Funds	34000	Public Facilities-CIP	\$ 1,623	\$ 1,623	\$ (0)	\$ 1,623	\$ -
40-B40180	Marine Stadium Marina at Virginia Key	5/1/2012	Real Estate and Asset Management	2	Active	Administrative Close Out	Homeland Defense Bond Series 3	City Funds	34000	Public Facilities-CIP	\$ 43,979	\$ 43,979	\$ -	\$ 43,979	\$ -
40-B40180	Marine Stadium Marina at Virginia Key	5/1/2012	Real Estate and Asset Management	2	Active	Administrative Close Out	Florida Inland Navigation District	State	34000	Public Facilities-CIP	\$ 800,000	\$ -	\$ (0)	\$ (0)	\$ 800,000
40-B40180	Marine Stadium Marina at Virginia Key	5/1/2012	Real Estate and Asset Management	2	Active	Administrative Close Out	Contribution from General Fund-SSL	City Funds	34000	Public Facilities-CIP	\$ 1,804	\$ 1,804	\$ -	\$ 1,804	\$ -
40-B40331	SW 5 Street (SW 22 Ave to Beacom Blvd.) - D3	7/1/2014	Resilience and Public Works	3	Active	Administrative Close Out	Transit Half-Cent Surtax 1	City Funds	36000	Streets & Sidewalks	\$ 7,997	\$ 7,997	\$ -	\$ 7,997	\$ -
40-B40331	SW 5 Street (SW 22 Ave to Beacom Blvd.) - D3	7/1/2014	Resilience and Public Works	3	Active	Administrative Close Out	Transit Half-Cent Surtax 2	City Funds	36000	Streets & Sidewalks	\$ 30,391	\$ 30,391	\$ -	\$ 30,391	\$ -
40-B40331	SW 5 Street (SW 22 Ave to Beacom Blvd.) - D3	7/1/2014	Resilience and Public Works	3	Active	Administrative Close Out	Contribution from General Fund 3	City Funds	36000	Streets & Sidewalks	\$ 22,519	\$ 22,519	\$ -	\$ 22,519	\$ -
40-B40331	SW 5 Street (SW 22 Ave to Beacom Blvd.) - D3	7/1/2014	Resilience and Public Works	3	Active	Administrative Close Out	Street Bonds - Series 2009	City Funds	36000	Streets & Sidewalks	\$ 356,010	\$ 356,010	\$ 0	\$ 356,010	\$ -
40-B40347	Grove Park Road Improvements PH II - D3	7/1/2014	Resilience and Public Works	3	Active	Final Completion	Transit Half-Cent Surtax 2	City Funds	36000	Streets & Sidewalks	\$ 162,537	\$ 155,526	\$ 7,011	\$ 162,537	\$ -
40-B40347	Grove Park Road Improvements PH II - D3	7/1/2014	Resilience and Public Works	3	Active	Final Completion	Street Bonds - Series 2007	City Funds	36000	Streets & Sidewalks	\$ 20,990	\$ 20,990	\$ -	\$ 20,990	\$ -
40-B40347	Grove Park Road Improvements PH II - D3	7/1/2014	Resilience and Public Works	3	Active	Final Completion	Contribution from General Fund 3	City Funds	36000	Streets & Sidewalks	\$ 78,000	\$ 73,335	\$ -	\$ 73,335	\$ 4,665
40-B40347	Grove Park Road Improvements PH II - D3	7/1/2014	Resilience and Public Works	3	Active	Final Completion	Stormwater Utility Trust Fund 2008	City Funds	36000	Streets & Sidewalks	\$ 55,649	\$ 15,573	\$ 40,076	\$ 55,649	\$ -
40-B40347	Grove Park Road Improvements PH II - D3	7/1/2014	Resilience and Public Works	3	Active	Final Completion	Street Bonds - Series 2009	City Funds	36000	Streets & Sidewalks	\$ 901,384	\$ 894,891	\$ 6,493	\$ 901,384	\$ -

Detailed Report by Capital Project Number

Project Number	Project Name	Initial Funding Date	Client	District	Status	Phase	Award Name	Award Type	Fund Number	Fund Description	Budget	Actual	Encumbrances	Total Cost	Total Available
40-B40347	Grove Park Road Improvements PH II - D3	7/1/2014	Resilience and Public Works	3	Active	Final Completion	Miami-Dade County General Obligation Bond	County	36000	Streets & Sidewalks	\$ 2,840,000	\$ 843,048	\$ 301,044	\$ 1,144,092	\$ 1,695,908
40-B40347	Grove Park Road Improvements PH II - D3	7/1/2014	Resilience and Public Works	3	Active	Final Completion	Miami-Dade County WASD	County	36000	Streets & Sidewalks	\$ 51,300	\$ 51,300	\$ -	\$ 51,300	\$ -
40-B40347	Grove Park Road Improvements PH II - D3	7/1/2014	Resilience and Public Works	3	Active	Final Completion	Miami-Dade County WASD	County	36000	Streets & Sidewalks	\$ 684,449	\$ 528,807	\$ 112,874	\$ 641,681	\$ 42,767
40-B40347	Grove Park Road Improvements PH II - D3	7/1/2014	Resilience and Public Works	3	Active	Final Completion	Street Bonds - Series 2018C	Debt Proceeds	36000	Streets & Sidewalks	\$ 65,946	\$ 48,259	\$ 17,682	\$ 65,941	\$ 5
40-B40454A	Spring Gdn Pk Seawall & Kayak	5/14/2015	Parks and Recreation	1	Active	Administrative Close Out	Impact Fees 2	City Funds	35000	Parks & Recreation	\$ 75,000	\$ 73,849	\$ 1,151	\$ 75,000	\$ -
40-B40454A	Spring Gdn Pk Seawall & Kayak	5/14/2015	Parks and Recreation	1	Active	Administrative Close Out	Florida Inland Navigation District	State	35000	Parks & Recreation	\$ 75,000	\$ 49,844	\$ 1,046	\$ 50,890	\$ 24,110
40-B40454A	Spring Gdn Pk Seawall & Kayak	5/14/2015	Parks and Recreation	1	Active	Administrative Close Out	Impact Fees - Parks	City Funds	35000	Parks & Recreation	\$ 1,244,303	\$ 1,242,788	\$ 1,515	\$ 1,244,303	\$ -
40-B40454A	Spring Gdn Pk Seawall & Kayak	5/14/2015	Parks and Recreation	1	Active	Administrative Close Out	Florida Inland Navigation District	State	35000	Parks & Recreation	\$ 552,309	\$ 552,309	\$ -	\$ 552,309	\$ -
40-B40454C	Alice Wainwright Park Seawall and Baywalk	5/14/2015	Parks and Recreation	2	Active	Administrative Close Out	Impact Fees 2	City Funds	35000	Parks & Recreation	\$ 62,500	\$ 61,510	\$ 990	\$ 62,500	\$ -
40-B40454C	Alice Wainwright Park Seawall and Baywalk	5/14/2015	Parks and Recreation	2	Active	Administrative Close Out	Contribution from General Fund 3	City Funds	35000	Parks & Recreation	\$ 1,545,685	\$ 1,544,621	\$ -	\$ 1,544,621	\$ 1,064
40-B40454C	Alice Wainwright Park Seawall and Baywalk	5/14/2015	Parks and Recreation	2	Active	Administrative Close Out	Miami Forever Bonds - Parks S1A	Debt Proceeds	35000	Parks & Recreation	\$ 2,650,000	\$ 2,645,403	\$ 990	\$ 2,646,393	\$ 3,607
40-B40454C	Alice Wainwright Park Seawall and Baywalk	5/14/2015	Parks and Recreation	2	Active	Administrative Close Out	Florida Inland Navigation District	State	35000	Parks & Recreation	\$ 2,202,399	\$ 2,134,861	\$ -	\$ 2,134,861	\$ 67,538
40-B40457	Kinloch Park Building Addition - D1	7/1/2013	Parks and Recreation	1	Active	Final Completion	Contribution from Special Revenue Fund	City Funds	35000	Parks & Recreation	\$ 200,000	\$ 157,285	\$ 16	\$ 157,301	\$ 42,699
40-B40457	Kinloch Park Building Addition - D1	7/1/2013	Parks and Recreation	1	Active	Final Completion	Homeland Defense Bond Series 2	City Funds	35000	Parks & Recreation	\$ 47,843	\$ 47,843	\$ -	\$ 47,843	\$ -
40-B40457	Kinloch Park Building Addition - D1	7/1/2013	Parks and Recreation	1	Active	Final Completion	Impact Fees 2	City Funds	35000	Parks & Recreation	\$ 660,683	\$ 659,477	\$ 1,207	\$ 660,683	\$ -
40-B40457	Kinloch Park Building Addition - D1	7/1/2013	Parks and Recreation	1	Active	Final Completion	Homeland Defense Bond Series 3	City Funds	35000	Parks & Recreation	\$ 49,429	\$ 49,429	\$ -	\$ 49,429	\$ -
40-B40457	Kinloch Park Building Addition - D1	7/1/2013	Parks and Recreation	1	Active	Final Completion	Miami-Dade County General Obligation Bond	County	35000	Parks & Recreation	\$ 1,299,220	\$ 1,299,220	\$ -	\$ 1,299,220	\$ -
40-B40457	Kinloch Park Building Addition - D1	7/1/2013	Parks and Recreation	1	Active	Final Completion	Impact Fees - Parks	City Funds	35000	Parks & Recreation	\$ 300,000	\$ 296,159	\$ 2,104	\$ 298,263	\$ 1,737
40-B40500	Grove Mini Park Playground - D3	6/23/2016	Parks and Recreation	3	Active	Planning	Impact Fees 2	City Funds	35000	Parks & Recreation	\$ 282,950	\$ 266,273	\$ 16,676	\$ 282,950	\$ -
40-B40500	Grove Mini Park Playground - D3	6/23/2016	Parks and Recreation	3	Active	Planning	Contribution from General Fund 3	City Funds	35000	Parks & Recreation	\$ 2,616	\$ 2,616	\$ -	\$ 2,616	\$ -
40-B40510	Legion Park Improvements	10/1/2014	Parks and Recreation	5	Active	Construction	Contribution from Special Revenue Fund	City Funds	35000	Parks & Recreation	\$ 16,933	\$ 14,446	\$ -	\$ 14,446	\$ 2,486
40-B40510	Legion Park Improvements	10/1/2014	Parks and Recreation	5	Active	Construction	Impact Fees 2	City Funds	35000	Parks & Recreation	\$ 241,082	\$ 205,568	\$ 35,514	\$ 241,082	\$ -
40-B40510	Legion Park Improvements	10/1/2014	Parks and Recreation	5	Active	Construction	Contribution from General Fund 3	City Funds	35000	Parks & Recreation	\$ 150,000	\$ 112,355	\$ 0	\$ 112,355	\$ 37,645
40-B40510	Legion Park Improvements	10/1/2014	Parks and Recreation	5	Active	Construction	Impact Fees - Parks	City Funds	35000	Parks & Recreation	\$ 1,331,349	\$ 662,151	\$ 556,175	\$ 1,218,326	\$ 113,023
40-B40510	Legion Park Improvements	10/1/2014	Parks and Recreation	5	Active	Construction	Miami Forever Bonds - Parks S1A	Debt Proceeds	35000	Parks & Recreation	\$ 263,000	\$ 243,950	\$ 19,050	\$ 263,000	\$ -
40-B40510	Legion Park Improvements	10/1/2014	Parks and Recreation	5	Active	Construction	Surety Payment Bonds	Private	35000	Parks & Recreation	\$ 288,060	\$ 288,060	\$ -	\$ 288,060	\$ -
40-B40510A	Legion Park Community Building Improvements	3/9/2017	Parks and Recreation	5	Active	Construction	Impact Fees 2	City Funds	35000	Parks & Recreation	\$ 51,774	\$ 51,218	\$ 556	\$ 51,774	\$ -
40-B40510A	Legion Park Community Building Improvements	3/9/2017	Parks and Recreation	5	Active	Construction	Contribution from General Fund 3	City Funds	35000	Parks & Recreation	\$ 1,435,412	\$ 713,145	\$ 289,967	\$ 1,003,112	\$ 432,301
40-B40510A	Legion Park Community Building Improvements	3/9/2017	Parks and Recreation	5	Active	Construction	Impact Fees - Parks	City Funds	35000	Parks & Recreation	\$ 2,606,051	\$ 1,704,181	\$ 901,870	\$ 2,606,051	\$ -
40-B40510A	Legion Park Community Building Improvements	3/9/2017	Parks and Recreation	5	Active	Construction	Miami Forever Bonds - Parks S1A	Debt Proceeds	35000	Parks & Recreation	\$ 825,000	\$ 161,275	\$ 663,725	\$ 825,000	\$ -
40-B40516	Little Haiti Soccer Park	10/1/2014	Parks and Recreation	5	Adopted	Planning	Impact Fees 2	City Funds	35000	Parks & Recreation	\$ 1,710,871	\$ 1,589,979	\$ 118,366	\$ 1,708,346	\$ 2,526
40-B40516	Little Haiti Soccer Park	10/1/2014	Parks and Recreation	5	Adopted	Planning	Impact Fees - Parks	City Funds	35000	Parks & Recreation	\$ 100,000	\$ 94,203	\$ -	\$ 94,203	\$ 5,797
40-B40516A	Little Haiti LockerRm-FF&E D5	10/1/2015	Parks and Recreation	5	Adopted	Planning	Impact Fees 2	City Funds	35000	Parks & Recreation	\$ 100,000	\$ -	\$ -	\$ -	\$ 100,000
40-B40519	Little Haiti Freedom Garden Park	10/1/2014	Parks and Recreation	5	Active	Planning	Impact Fees 2	City Funds	35000	Parks & Recreation	\$ 50,000	\$ -	\$ -	\$ -	\$ 50,000
40-B40521	Little River Pocket Park Playground	10/1/2014	Parks and Recreation	5	Active	Planning	Impact Fees 2	City Funds	35000	Parks & Recreation	\$ 50,000	\$ -	\$ -	\$ -	\$ 50,000
40-B40523	Manatee Bend Park	10/1/2014	Parks and Recreation	5	Active	Administrative Close Out	Impact Fees 2	City Funds	35000	Parks & Recreation	\$ 49,395	\$ 43,209	\$ 5,762	\$ 48,971	\$ 424

Detailed Report by Capital Project Number

Project Number	Project Name	Initial Funding Date	Client	District	Status	Phase	Award Name	Award Type	Fund Number	Fund Description	Budget	Actual	Encumbrances	Total Cost	Total Available
40-B40523	Manatee Bend Park	10/1/2014	Parks and Recreation	5	Active	Administrative Close Out	Contribution from General Fund 3	City Funds	35000	Parks & Recreation	\$ 122,584	\$ 119,398	\$ -	\$ 119,398	\$ 3,185
40-B40532	Morningside Park Floating Dock	10/1/2014	Parks and Recreation	2	Active	Administrative Close Out	Impact Fees 2	City Funds	35000	Parks & Recreation	\$ 50,000	\$ 48,203	\$ 1,797	\$ 50,000	\$ -
40-B40532	Morningside Park Floating Dock	10/1/2014	Parks and Recreation	2	Active	Administrative Close Out	Contribution from General Fund 3	City Funds	35000	Parks & Recreation	\$ 132,174	\$ 132,174	\$ -	\$ 132,174	\$ -
40-B40532	Morningside Park Floating Dock	10/1/2014	Parks and Recreation	2	Active	Administrative Close Out	Impact Fees - Parks	City Funds	35000	Parks & Recreation	\$ 31,836	\$ 31,836	\$ -	\$ 31,836	\$ -
40-B40532	Morningside Park Floating Dock	10/1/2014	Parks and Recreation	2	Active	Administrative Close Out	Florida Inland Navigation District	State	35000	Parks & Recreation	\$ 13,069	\$ 13,069	\$ -	\$ 13,069	\$ -
40-B40532	Morningside Park Floating Dock	10/1/2014	Parks and Recreation	2	Active	Administrative Close Out	Florida Inland Navigation District	State	35000	Parks & Recreation	\$ 87,725	\$ 79,649	\$ -	\$ 79,649	\$ 8,076
40-B40543	PBA / Fern Isle Redevelopment	1/1/2016	Parks and Recreation	1	Active	Final Completion	Sanitary Sewer Non-Bond	City Funds	35000	Parks & Recreation	\$ 795,300	\$ 795,300	\$ -	\$ 795,300	\$ -
40-B40543	PBA / Fern Isle Redevelopment	1/1/2016	Parks and Recreation	1	Active	Final Completion	Impact Fees 2	City Funds	35000	Parks & Recreation	\$ 1,345,925	\$ 1,342,277	\$ 3,648	\$ 1,345,925	\$ -
40-B40543	PBA / Fern Isle Redevelopment	1/1/2016	Parks and Recreation	1	Active	Final Completion	Contribution from General Fund 3	City Funds	35000	Parks & Recreation	\$ 20,428	\$ 20,428	\$ 0	\$ 20,428	\$ -
40-B40543	PBA / Fern Isle Redevelopment	1/1/2016	Parks and Recreation	1	Active	Final Completion	Impact Fees - Parks	City Funds	35000	Parks & Recreation	\$ 4,146,000	\$ 4,007,582	\$ 6,952	\$ 4,014,534	\$ 131,466
40-B40543	PBA / Fern Isle Redevelopment	1/1/2016	Parks and Recreation	1	Active	Final Completion	Miami Forever Bonds - Parks SIA	Debt Proceeds	35000	Parks & Recreation	\$ 244,700	\$ 244,700	\$ -	\$ 244,700	\$ -
40-B40543S	PBA / Fern Isle Redevelopment - D1	10/1/2017	Parks and Recreation	1	Active	Construction	Sanitary Sewer Non-Bond	City Funds	37000	Sanitary Sewers	\$ 78,400	\$ 77,600	\$ 800	\$ 78,400	\$ -
40-B40547	CW Pks Playground Replacements	10/1/2015	Parks and Recreation	Citywide	Adopted	Planning	Contribution from General Fund 3	City Funds	35000	Parks & Recreation	\$ 544,064	\$ 542,720	\$ 1,344	\$ 544,064	\$ -
40-B40563	Shenandoah Park Pool Renovation	10/1/2014	Parks and Recreation	4	Active	Construction	Sanitary Sewer Non-Bond	City Funds	35000	Parks & Recreation	\$ 2,075,257	\$ 131,619	\$ 1,615,896	\$ 1,747,515	\$ 327,742
40-B40563	Shenandoah Park Pool Renovation	10/1/2014	Parks and Recreation	4	Active	Construction	Contribution from Special Revenue Fund	City Funds	35000	Parks & Recreation	\$ 456,000	\$ 379,568	\$ -	\$ 379,568	\$ 76,432
40-B40563	Shenandoah Park Pool Renovation	10/1/2014	Parks and Recreation	4	Active	Construction	Impact Fees 2	City Funds	35000	Parks & Recreation	\$ 4,929,000	\$ 3,276,089	\$ 2,911	\$ 3,279,000	\$ 1,650,000
40-B40563	Shenandoah Park Pool Renovation	10/1/2014	Parks and Recreation	4	Active	Construction	Contribution from General Fund 3	City Funds	35000	Parks & Recreation	\$ 160,218	\$ 46,545	\$ -	\$ 46,545	\$ 113,673
40-B40563	Shenandoah Park Pool Renovation	10/1/2014	Parks and Recreation	4	Active	Construction	Impact Fees - Parks	City Funds	35000	Parks & Recreation	\$ 5,056,000	\$ 4,988,337	\$ 67,663	\$ 5,056,000	\$ -
40-B40563	Shenandoah Park Pool Renovation	10/1/2014	Parks and Recreation	4	Active	Construction	Miami Forever Bonds - Parks SIA	Debt Proceeds	35000	Parks & Recreation	\$ 600,000	\$ 600,000	\$ -	\$ 600,000	\$ -
40-B40566	Spring Garden Point Park Historic Building	10/1/2014	Parks and Recreation	1	Active	Design	Impact Fees 2	City Funds	35000	Parks & Recreation	\$ 804,059	\$ 115,424	\$ 62,215	\$ 177,639	\$ 626,420
40-B40566	Spring Garden Point Park Historic Building	10/1/2014	Parks and Recreation	1	Active	Design	Impact Fees - Parks	City Funds	35000	Parks & Recreation	\$ 300,000	\$ 14,704	\$ -	\$ 14,704	\$ 285,296
40-B40566	Spring Garden Point Park Historic Building	10/1/2014	Parks and Recreation	1	Active	Design	Miami Forever Bonds - Parks SIA	Debt Proceeds	35000	Parks & Recreation	\$ 850,000	\$ 91,756	\$ 71,985	\$ 163,740	\$ 686,260
40-B40571	Virrick Park New Pool Facility - D2	5/14/2015	Parks and Recreation	2	Active	Construction	Sanitary Sewer Non-Bond	City Funds	35000	Parks & Recreation	\$ 1,645,603	\$ 52,866	\$ 903,677	\$ 956,543	\$ 689,060
40-B40571	Virrick Park New Pool Facility - D2	5/14/2015	Parks and Recreation	2	Active	Construction	Impact Fees 2	City Funds	35000	Parks & Recreation	\$ 2,644,540	\$ 2,585,000	\$ 59,540	\$ 2,644,540	\$ -
40-B40571	Virrick Park New Pool Facility - D2	5/14/2015	Parks and Recreation	2	Active	Construction	Contribution from General Fund 3	City Funds	35000	Parks & Recreation	\$ 355,072	\$ 166,541	\$ -	\$ 166,541	\$ 188,531
40-B40571	Virrick Park New Pool Facility - D2	5/14/2015	Parks and Recreation	2	Active	Construction	Contribution from General Fund-SSL	City Funds	35000	Parks & Recreation	\$ 328,336	\$ 293,625	\$ 34,711	\$ 328,336	\$ -
40-B40571	Virrick Park New Pool Facility - D2	5/14/2015	Parks and Recreation	2	Active	Construction	Impact Fees - Parks	City Funds	35000	Parks & Recreation	\$ 3,533,470	\$ 109,497	\$ 3,423,973	\$ 3,533,470	\$ -
40-B40571S	Virrick Park New Pool Facility - Sanitary Sewer	5/12/2016	Parks and Recreation	2	Active	Construction	Sanitary Sewer Non-Bond	City Funds	37000	Sanitary Sewers	\$ 3,688	\$ 3,688	\$ 0	\$ 3,688	\$ -
40-B40581	Douglas Park Community Center	10/1/2014	Parks and Recreation	4	Active	Bidding	Sanitary Sewer Non-Bond	City Funds	35000	Parks & Recreation	\$ 473,629	\$ 5,272	\$ -	\$ 5,272	\$ 468,357
40-B40581	Douglas Park Community Center	10/1/2014	Parks and Recreation	4	Active	Bidding	Contribution from Special Revenue Fund	City Funds	35000	Parks & Recreation	\$ 37,409	\$ -	\$ -	\$ -	\$ 37,409
40-B40581	Douglas Park Community Center	10/1/2014	Parks and Recreation	4	Active	Bidding	Impact Fees 2	City Funds	35000	Parks & Recreation	\$ 1,228,344	\$ 670,962	\$ 29,482	\$ 700,445	\$ 527,900
40-B40581	Douglas Park Community Center	10/1/2014	Parks and Recreation	4	Active	Bidding	Contribution from General Fund 3	City Funds	35000	Parks & Recreation	\$ 339,512	\$ 7,580	\$ -	\$ 7,580	\$ 331,932
40-B40581	Douglas Park Community Center	10/1/2014	Parks and Recreation	4	Active	Bidding	Contribution from General Fund-SSL	City Funds	35000	Parks & Recreation	\$ 55,189	\$ 30,231	\$ 20,484	\$ 50,716	\$ 4,474
40-B40581	Douglas Park Community Center	10/1/2014	Parks and Recreation	4	Active	Bidding	Impact Fees - Parks	City Funds	35000	Parks & Recreation	\$ 3,849,332	\$ 39,917	\$ -	\$ 39,917	\$ 3,809,415
40-B40581	Douglas Park Community Center	10/1/2014	Parks and Recreation	4	Active	Bidding	Miami Forever Bonds - Parks SIA	Debt Proceeds	35000	Parks & Recreation	\$ 1,000,000	\$ 75,658	\$ 167,027	\$ 242,685	\$ 757,315
40-B40581	Douglas Park Community Center	10/1/2014	Parks and Recreation	4	Active	Bidding	Miami Forever Bonds - Parks S2A	Debt Proceeds	35000	Parks & Recreation	\$ 940,000	\$ 2,408	\$ -	\$ 2,408	\$ 937,592

Detailed Report by Capital Project Number

Project Number	Project Name	Initial Funding Date	Client	District	Status	Phase	Award Name	Award Type	Fund Number	Fund Description	Budget	Actual	Encumbrances	Total Cost	Total Available
40-B40584	Virginia Key Kayak Launch	10/1/2014	Parks and Recreation	2	Active	Administrative Close Out	Impact Fees 2	City Funds	35000	Parks & Recreation	\$ 450,000	\$ 412,687	\$ 37,313	\$ 450,000	\$ -
40-B40584	Virginia Key Kayak Launch	10/1/2014	Parks and Recreation	2	Active	Administrative Close Out	Donation - Nicholson Construction Land Use	Donation	35000	Parks & Recreation	\$ 50,000	\$ 50,000	\$ -	\$ 50,000	\$ -
40-B40584	Virginia Key Kayak Launch	10/1/2014	Parks and Recreation	2	Active	Administrative Close Out	Impact Fees - Parks	City Funds	35000	Parks & Recreation	\$ 711,458	\$ 704,703	\$ 6,727	\$ 711,430	\$ 28
40-B40584	Virginia Key Kayak Launch	10/1/2014	Parks and Recreation	2	Active	Administrative Close Out	Florida Inland Navigation District	State	35000	Parks & Recreation	\$ 651,494	\$ 651,494	\$ -	\$ 651,494	\$ -
40-B40595	Hadley Park Resurface and Repair Pools - D5	10/1/2014	Parks and Recreation	5	Active	Administrative Close Out	Contribution from General Fund 3	City Funds	35000	Parks & Recreation	\$ 478,747	\$ 477,999	\$ 748	\$ 478,747	\$ -
40-B40595	Hadley Park Resurface and Repair Pools - D5	10/1/2014	Parks and Recreation	5	Active	Administrative Close Out	Contribution from General Fund-SSL	City Funds	35000	Parks & Recreation	\$ 439,117	\$ 438,998	\$ 119	\$ 439,117	\$ 0
40-B40598A	Underline Project - 10 mile Park Contribution D2	11/1/2014	Parks and Recreation	2	Active	Planning	Impact Fees 2	City Funds	35000	Parks & Recreation	\$ 30,810	\$ 30,810	\$ -	\$ 30,810	\$ -
40-B40598A	Underline Project - 10 mile Park Contribution D2	11/1/2014	Parks and Recreation	2	Active	Planning	Impact Fees - Parks	City Funds	35000	Parks & Recreation	\$ 15,968,442	\$ 4,840,880	\$ -	\$ 4,840,880	\$ 11,127,562
40-B40604	Remediation of Virginia Key Composting Facility	11/1/2014	Solid Waste	Citywide	Active	Monitoring	Contribution from General Fund 3	City Funds	31000	General Government Projects	\$ 38,172	\$ 33,746	\$ 4,426	\$ 38,172	\$ -
40-B40605	Remediation of Former Star Gas Station	11/1/2014	Housing and Community Development	5	Active	Monitoring	Contribution from General Fund 3	City Funds	31000	General Government Projects	\$ 16,500	\$ 8,671	\$ (0)	\$ 8,671	\$ 7,829
40-B40606	Fire Rescue Training Center Environmental Remediation	11/1/2014	Fire-Rescue	Citywide	Active	Monitoring	Environmental Remediation Loan	City Funds	32000	Public Safety	\$ 510,291	\$ 464,423	\$ 19,617	\$ 484,040	\$ 26,251
40-B40610	Curtis Park Environmental Remediation Project	11/1/2014	Parks and Recreation	1	Active	Administrative Close Out	Contribution from General Fund 3	City Funds	35000	Parks & Recreation	\$ 2,414,707	\$ 2,413,338	\$ 1,369	\$ 2,414,707	\$ -
40-B40610	Curtis Park Environmental Remediation Project	11/1/2014	Parks and Recreation	1	Active	Administrative Close Out	Environmental Remediation Loan	City Funds	35000	Parks & Recreation	\$ 4,447,593	\$ 4,432,516	\$ 10,872	\$ 4,443,388	\$ 4,205
40-B40642	Fomer Shamrock Gas Station Environmental Remediation Project	11/1/2014	Housing and Community Development	5	Active	Planning	Environmental Remediation Loan	City Funds	31000	General Government Projects	\$ 86,627	\$ 78,252	\$ -	\$ 78,252	\$ 8,375
40-B40668	Marine Stadium Flex - Park Development	1/8/2015	Parks and Recreation	Citywide	Active	Monitoring	Contribution from General Fund 3	City Funds	34000	Public Facilities-CIP	\$ 4,386,295	\$ 4,379,778	\$ 3,021	\$ 4,382,799	\$ 3,496
40-B40668	Marine Stadium Flex - Park Development	1/8/2015	Parks and Recreation	Citywide	Active	Monitoring	Marine Stadium Financing	Debt Proceeds	34000	Public Facilities-CIP	\$ 16,000,000	\$ 14,320,470	\$ 165,989	\$ 14,486,458	\$ 1,513,542
40-B40668	Marine Stadium Flex - Park Development	1/8/2015	Parks and Recreation	Citywide	Active	Monitoring	National Marine Manufacturers Association	Donation	34000	Public Facilities-CIP	\$ 3,253,000	\$ 3,239,336	\$ -	\$ 3,239,336	\$ 13,664
40-B40668	Marine Stadium Flex - Park Development	1/8/2015	Parks and Recreation	Citywide	Active	Monitoring	Florida Inland Navigation District	State	34000	Public Facilities-CIP	\$ 58,243	\$ 58,243	\$ 0	\$ 58,243	\$ -
40-B40672G	Flagami Traffic Calming - D4	10/1/2010	Resilience and Public Works	4	Active	Final Completion	Transit Half-Cent Surtax 1	City Funds	36000	Streets & Sidewalks	\$ 10,000	\$ 10,000	\$ -	\$ 10,000	\$ -
40-B40672G	Flagami Traffic Calming - D4	10/1/2010	Resilience and Public Works	4	Active	Final Completion	Stormwater Utility Trust Fund	City Funds	36000	Streets & Sidewalks	\$ 14,767	\$ 14,767	\$ -	\$ 14,767	\$ -
40-B40672G	Flagami Traffic Calming - D4	10/1/2010	Resilience and Public Works	4	Active	Final Completion	Transit Half-Cent Surtax 2	City Funds	36000	Streets & Sidewalks	\$ 78,065	\$ 78,065	\$ (0)	\$ 78,065	\$ -
40-B40672G	Flagami Traffic Calming - D4	10/1/2010	Resilience and Public Works	4	Active	Final Completion	Stormwater Utility Trust Fund 2008	City Funds	36000	Streets & Sidewalks	\$ 33,908	\$ 33,908	\$ 0	\$ 33,908	\$ -
40-B40672G	Flagami Traffic Calming - D4	10/1/2010	Resilience and Public Works	4	Active	Final Completion	Street Bonds - Series 2009	City Funds	36000	Streets & Sidewalks	\$ 660,371	\$ 660,371	\$ 0	\$ 660,371	\$ -
40-B40672G	Flagami Traffic Calming - D4	10/1/2010	Resilience and Public Works	4	Active	Final Completion	Contribution from General Fund-SSL	City Funds	36000	Streets & Sidewalks	\$ 58,404	\$ 41,636	\$ -	\$ 41,636	\$ 16,768
40-B40672G	Flagami Traffic Calming - D4	10/1/2010	Resilience and Public Works	4	Active	Final Completion	Street Bonds - Series 2018C	Debt Proceeds	36000	Streets & Sidewalks	\$ 1,569	\$ 1,569	\$ -	\$ 1,569	\$ -
40-B40708	Plaza de la Cubanidad D3	10/1/2015	Parks and Recreation	3	Adopted	Planning	Impact Fees 2	City Funds	35000	Parks & Recreation	\$ 200,000	\$ 85,689	\$ 114,311	\$ 200,000	\$ -
40-B40708	Plaza de la Cubanidad D3	10/1/2015	Parks and Recreation	3	Adopted	Planning	Impact Fees - Parks	City Funds	35000	Parks & Recreation	\$ 363,700	\$ -	\$ 20,576	\$ 20,576	\$ 343,124
40-B40708	Plaza de la Cubanidad D3	10/1/2015	Parks and Recreation	3	Adopted	Planning	American Rescue Plan Act	Federal	35000	Parks & Recreation	\$ 400,000	\$ -	\$ -	\$ -	\$ 400,000
40-B40710	Mayor Parks, Street and Light Improvements	10/1/2015	Parks and Recreation	Citywide	Active	Annual Capital Refurbishment	Contribution from General Fund 3	City Funds	35000	Parks & Recreation	\$ 207,249	\$ 114,189	\$ -	\$ 114,189	\$ 93,060
40-B40711	D1 Parks, Streets, and Lighting Improvements	5/14/2015	Resilience and Public Works	1	Active	Annual Capital Refurbishment	Contribution from General Fund 3	City Funds	35000	Parks & Recreation	\$ 1,891,567	\$ -	\$ -	\$ -	\$ 1,891,567
40-B40712	D2 Park, Street, and Lighting Improvement	5/14/2015	Resilience and Public Works	2	Active	Annual Capital Refurbishment	Contribution from General Fund 3	City Funds	35000	Parks & Recreation	\$ 1,446,057	\$ 224,833	\$ -	\$ 224,833	\$ 1,221,224
40-B40713	D3 Parks, Streets, and Lighting Improvements	10/1/2015	Parks and Recreation	3	Active	Construction	Impact Fees 2	City Funds	35000	Parks & Recreation	\$ 447,865	\$ 236,829	\$ 211,036	\$ 447,865	\$ -
40-B40713	D3 Parks, Streets, and Lighting Improvements	10/1/2015	Parks and Recreation	3	Active	Construction	Contribution from General Fund 3	City Funds	35000	Parks & Recreation	\$ 2,135,324	\$ 292,327	\$ 0	\$ 292,327	\$ 1,842,996

Detailed Report by Capital Project Number

Project Number	Project Name	Initial Funding Date	Client	District	Status	Phase	Award Name	Award Type	Fund Number	Fund Description	Budget	Actual	Encumbrances	Total Cost	Total Available
40-B40714	D4 Parks, Streets, and Lighting Improvements	10/1/2015	Resilience and Public Works	4	Active	Annual Capital Refurbishment	Contribution from General Fund 3	City Funds	35000	Parks & Recreation	\$ 1,266,000	\$ 227,160	\$ -	\$ 227,160	\$ 1,038,840
40-B40715	D5 Park, Street, and Lighting Improvement	5/14/2015	Resilience and Public Works	5	Active	Annual Capital Refurbishment	Contribution from General Fund 3	City Funds	35000	Parks & Recreation	\$ 420,466	\$ -	\$ -	\$ -	\$ 420,466
40-B43114B	Public Works Miscellaneous Sidewalk Replacement	8/1/2013	Resilience and Public Works		Adopted	Planning	Local Option Gas Tax 1	City Funds	36000	Streets & Sidewalks	\$ 27,434	\$ 12,735	\$ -	\$ 12,735	\$ 14,699
40-B43114B	Public Works Miscellaneous Sidewalk Replacement	8/1/2013	Resilience and Public Works		Adopted	Planning	Transit Half-Cent Surtax 2	City Funds	36000	Streets & Sidewalks	\$ 198,682	\$ 198,682	\$ -	\$ 198,682	\$ -
40-B43114B	Public Works Miscellaneous Sidewalk Replacement	8/1/2013	Resilience and Public Works		Adopted	Planning	Contribution from Special Revenue Fund	City Funds	36000	Streets & Sidewalks	\$ 671,950	\$ 671,950	\$ -	\$ 671,950	\$ 1
40-B43114B	Public Works Miscellaneous Sidewalk Replacement	8/1/2013	Resilience and Public Works		Adopted	Planning	Local Option Gas Tax 2	City Funds	36000	Streets & Sidewalks	\$ 968,800	\$ 968,800	\$ -	\$ 968,800	\$ -
40-B43114B	Public Works Miscellaneous Sidewalk Replacement	8/1/2013	Resilience and Public Works		Adopted	Planning	Homeland Defense Bond Series 3	City Funds	36000	Streets & Sidewalks	\$ 77,796	\$ 77,796	\$ -	\$ 77,796	\$ -
40-B50104	NW 13th Street from NW 35th Avenue to NW 37th Avenue - D1	9/1/2014	Resilience and Public Works	1	Active	Dry-Run/Permit	Transit Half-Cent Surtax 1	City Funds	36000	Streets & Sidewalks	\$ 205,707	\$ 105,778	\$ 9,981	\$ 115,760	\$ 89,947
40-B50104	NW 13th Street from NW 35th Avenue to NW 37th Avenue - D1	9/1/2014	Resilience and Public Works	1	Active	Dry-Run/Permit	Stormwater Utility Trust Fund	City Funds	36000	Streets & Sidewalks	\$ 5,882	\$ 5,882	\$ -	\$ 5,882	\$ -
40-B50104	NW 13th Street from NW 35th Avenue to NW 37th Avenue - D1	9/1/2014	Resilience and Public Works	1	Active	Dry-Run/Permit	Storm Sewer-Non Bond Revenues	City Funds	36000	Streets & Sidewalks	\$ 46,815	\$ 41,233	\$ 35	\$ 41,268	\$ 5,547
40-B50104	NW 13th Street from NW 35th Avenue to NW 37th Avenue - D1	9/1/2014	Resilience and Public Works	1	Active	Dry-Run/Permit	Transit Half-Cent Surtax 2	City Funds	36000	Streets & Sidewalks	\$ 92,260	\$ 32,473	\$ 19,777	\$ 52,250	\$ 40,011
40-B50104	NW 13th Street from NW 35th Avenue to NW 37th Avenue - D1	9/1/2014	Resilience and Public Works	1	Active	Dry-Run/Permit	Contribution from General Fund 3	City Funds	36000	Streets & Sidewalks	\$ 75,539	\$ 23,906	\$ -	\$ 23,906	\$ 51,633
40-B50104	NW 13th Street from NW 35th Avenue to NW 37th Avenue - D1	9/1/2014	Resilience and Public Works	1	Active	Dry-Run/Permit	Local Option Gas Tax 2	City Funds	36000	Streets & Sidewalks	\$ 342,121	\$ 14,403	\$ -	\$ 14,403	\$ 327,717
40-B50104	NW 13th Street from NW 35th Avenue to NW 37th Avenue - D1	9/1/2014	Resilience and Public Works	1	Active	Dry-Run/Permit	Street Bonds - Series 2009	City Funds	36000	Streets & Sidewalks	\$ 53,548	\$ 53,548	\$ -	\$ 53,548	\$ -
40-B50104	NW 13th Street from NW 35th Avenue to NW 37th Avenue - D1	9/1/2014	Resilience and Public Works	1	Active	Dry-Run/Permit	Miami-Dade County WASD	County	36000	Streets & Sidewalks	\$ 26,319	\$ 18,850	\$ 7,470	\$ 26,319	\$ -
40-B50104	NW 13th Street from NW 35th Avenue to NW 37th Avenue - D1	9/1/2014	Resilience and Public Works	1	Active	Dry-Run/Permit	Street Bonds - Series 2018C	Debt Proceeds	36000	Streets & Sidewalks	\$ 20,542	\$ 20,542	\$ -	\$ 20,542	\$ -
40-B50104T	NW 13th Street from NW 35th Avenue to NW 37th Avenue -D1 Tree	8/1/2015	Resilience and Public Works	1	Active	Dry-Run/Permit	Citywide Landscape	City Funds	33000	Disaster Recovery	\$ 26,000	\$ 1,426	\$ -	\$ 1,426	\$ 24,574
40-B50110	NW 18 Terrace East of 27 Avenue - D1	11/1/2014	Resilience and Public Works	1	Active	Administrative Close-Out	Transit Half-Cent Surtax 2	City Funds	36000	Streets & Sidewalks	\$ 202,806	\$ 202,760	\$ 46	\$ 202,806	\$ -
40-B50110	NW 18 Terrace East of 27 Avenue - D1	11/1/2014	Resilience and Public Works	1	Active	Administrative Close-Out	Contribution from Special Revenue Fund	City Funds	36000	Streets & Sidewalks	\$ 24,124	\$ 24,124	\$ -	\$ 24,124	\$ -
40-B50110	NW 18 Terrace East of 27 Avenue - D1	11/1/2014	Resilience and Public Works	1	Active	Administrative Close-Out	Contribution from General Fund 3	City Funds	36000	Streets & Sidewalks	\$ 6,000	\$ 1,562	\$ -	\$ 1,562	\$ 4,438
40-B50110	NW 18 Terrace East of 27 Avenue - D1	11/1/2014	Resilience and Public Works	1	Active	Administrative Close-Out	Street Bonds - Series 2018C	Debt Proceeds	36000	Streets & Sidewalks	\$ 18,904	\$ 18,904	\$ -	\$ 18,904	\$ -
40-B50112	NW 13 Avenue from NW 21 Street and NW 23 Street D-1,4	1/1/2016	Resilience and Public Works	1	Active	Bidding	Impact Fees 1	City Funds	36000	Streets & Sidewalks	\$ 1,104	\$ 1,104	\$ -	\$ 1,104	\$ -
40-B50112	NW 13 Avenue from NW 21 Street and NW 23 Street D-1,4	1/1/2016	Resilience and Public Works	1	Active	Bidding	Storm Sewer-Non Bond Revenues	City Funds	36000	Streets & Sidewalks	\$ 4,713	\$ 3,380	\$ -	\$ 3,380	\$ 1,333
40-B50112	NW 13 Avenue from NW 21 Street and NW 23 Street D-1,4	1/1/2016	Resilience and Public Works	1	Active	Bidding	Transit Half-Cent Surtax 2	City Funds	36000	Streets & Sidewalks	\$ 112,724	\$ 37,082	\$ -	\$ 37,082	\$ 75,642
40-B50112	NW 13 Avenue from NW 21 Street and NW 23 Street D-1,4	1/1/2016	Resilience and Public Works	1	Active	Bidding	Contribution from General Fund 3	City Funds	36000	Streets & Sidewalks	\$ 143,404	\$ 26,959	\$ -	\$ 26,959	\$ 116,445
40-B50112	NW 13 Avenue from NW 21 Street and NW 23 Street D-1,4	1/1/2016	Resilience and Public Works	1	Active	Bidding	Stormwater Utility Trust Fund 2008	City Funds	36000	Streets & Sidewalks	\$ 56,753	\$ 50,901	\$ -	\$ 50,901	\$ 5,852

Detailed Report by Capital Project Number

Project Number	Project Name	Initial Funding Date	Client	District	Status	Phase	Award Name	Award Type	Fund Number	Fund Description	Budget	Actual	Encumbrances	Total Cost	Total Available
40-B50112	NW 13 Avenue from NW 21 Street and NW 23 Street D-1,4	1/1/2016	Resilience and Public Works	1	Active	Bidding	Street Bonds - Series 2018C	Debt Proceeds	36000	Streets & Sidewalks	\$ 479,313	\$ 58,990	\$ -	\$ 58,990	\$ 420,323
40-B50114	NW 14 Avenue from NW 19 Terrace to NW 14 Street D1	1/1/2016	Resilience and Public Works	1	Adopted	Administrative Close Out	Contribution from Special Revenue Fund	City Funds	36000	Streets & Sidewalks	\$ 400,000	\$ -	\$ -	\$ -	\$ 400,000
40-B50114	NW 14 Avenue from NW 19 Terrace to NW 14 Street D1	1/1/2016	Resilience and Public Works	1	Adopted	Administrative Close Out	Contribution from General Fund 3	City Funds	36000	Streets & Sidewalks	\$ 33,708	\$ 24,526	\$ -	\$ 24,526	\$ 9,183
40-B50204T	Kirk Street Swale Trees	11/17/2016	Resilience and Public Works	2	On-Hold	Design	Citywide Landscape	City Funds	33000	Disaster Recovery	\$ 5,000	\$ -	\$ -	\$ -	\$ 5,000
40-B50205	SE 12 Terrace Roadway Improvements - D2	6/23/2016	Resilience and Public Works	2	Active	Administrative Close Out	Contribution from General Fund 3	City Funds	36000	Streets & Sidewalks	\$ 85,966	\$ 79,233	\$ 4,233	\$ 83,466	\$ 2,500
40-B50303	SW 12 Street (13 Ave & 13 CT) D3	1/1/2016	Resilience and Public Works	3	Active	Final Completion	Transit Half-Cent Surtax 2	City Funds	36000	Streets & Sidewalks	\$ 3,811	\$ 3,811	\$ -	\$ 3,811	\$ -
40-B50303	SW 12 Street (13 Ave & 13 CT) D3	1/1/2016	Resilience and Public Works	3	Active	Final Completion	Street Bonds - Series 2009	City Funds	36000	Streets & Sidewalks	\$ 130,904	\$ 130,904	\$ 0	\$ 130,904	\$ -
40-B50303	SW 12 Street (13 Ave & 13 CT) D3	1/1/2016	Resilience and Public Works	3	Active	Final Completion	Street Bonds - Series 2018C	Debt Proceeds	36000	Streets & Sidewalks	\$ 35,138	\$ 35,138	\$ -	\$ 35,138	\$ -
40-B50305	SW 18 ST from 12 Ave to 18 Ave D3	1/1/2016	Resilience and Public Works	3	Active	Final Completion	Transit Half-Cent Surtax 2	City Funds	36000	Streets & Sidewalks	\$ 141,662	\$ 95,264	\$ 46,270	\$ 141,534	\$ 128
40-B50308	SW 5 Avenue (21-22 RD) and SW 21 RD (SW 5 - SW 4) D3	1/1/2016	Resilience and Public Works	3	Active	Final Completion	Local Option Gas Tax 1	City Funds	36000	Streets & Sidewalks	\$ 108,895	\$ 107,737	\$ 0	\$ 107,737	\$ 1,158
40-B50308	SW 5 Avenue (21-22 RD) and SW 21 RD (SW 5 - SW 4) D3	1/1/2016	Resilience and Public Works	3	Active	Final Completion	Transit Half-Cent Surtax 2	City Funds	36000	Streets & Sidewalks	\$ 10,500	\$ 10,500	\$ -	\$ 10,500	\$ -
40-B50308	SW 5 Avenue (21-22 RD) and SW 21 RD (SW 5 - SW 4) D3	1/1/2016	Resilience and Public Works	3	Active	Final Completion	Stormwater Utility Trust Fund 2008	City Funds	36000	Streets & Sidewalks	\$ 70,000	\$ 61,387	\$ -	\$ 61,387	\$ 8,613
40-B50309	SW 9 Ave (23 RD to 22 Rd) D3	1/1/2016	Resilience and Public Works	3	On-Hold	Bidding	Local Option Gas Tax 1	City Funds	36000	Streets & Sidewalks	\$ 97,000	\$ 9,691	\$ 27,760	\$ 37,451	\$ 59,549
40-B50309	SW 9 Ave (23 RD to 22 Rd) D3	1/1/2016	Resilience and Public Works	3	On-Hold	Bidding	Transit Half-Cent Surtax 2	City Funds	36000	Streets & Sidewalks	\$ 110,425	\$ 28,634	\$ 81,791	\$ 110,425	\$ -
40-B50309	SW 9 Ave (23 RD to 22 Rd) D3	1/1/2016	Resilience and Public Works	3	On-Hold	Bidding	Stormwater Utility Trust Fund 2008	City Funds	36000	Streets & Sidewalks	\$ 93,000	\$ 11,516	\$ 81,484	\$ 93,000	\$ -
40-B50311	SW 12 St (SW 17 Ave-SW 16 Ave) D3	1/1/2016	Resilience and Public Works	3	Active	Final Completion	Transit Half-Cent Surtax 2	City Funds	36000	Streets & Sidewalks	\$ 43,000	\$ 24,659	\$ -	\$ 24,659	\$ 18,341
40-B50311	SW 12 St (SW 17 Ave-SW 16 Ave) D3	1/1/2016	Resilience and Public Works	3	Active	Final Completion	Street Bonds - Series 2009	City Funds	36000	Streets & Sidewalks	\$ 40,823	\$ 40,823	\$ 0	\$ 40,823	\$ -
40-B50311	SW 12 St (SW 17 Ave-SW 16 Ave) D3	1/1/2016	Resilience and Public Works	3	Active	Final Completion	Street Bonds - Series 2018C	Debt Proceeds	36000	Streets & Sidewalks	\$ 203,302	\$ 202,588	\$ 715	\$ 203,302	\$ 0
40-B50312	SW 17 Street (16 Ave-14 Ave) D3	1/1/2016	Resilience and Public Works	3	Active	Final Completion	Transit Half-Cent Surtax 1	City Funds	36000	Streets & Sidewalks	\$ 52,445	\$ 48,877	\$ (0)	\$ 48,877	\$ 3,568
40-B50312	SW 17 Street (16 Ave-14 Ave) D3	1/1/2016	Resilience and Public Works	3	Active	Final Completion	Stormwater Utility Trust Fund 2008	City Funds	36000	Streets & Sidewalks	\$ 35,883	\$ 35,883	\$ -	\$ 35,883	\$ -
40-B50312A	SW 17 ST (16 ave to 17 ave)	5/12/2016	Resilience and Public Works	3	Active	Final Completion	Transit Half-Cent Surtax 1	City Funds	36000	Streets & Sidewalks	\$ 16,470	\$ 16,470	\$ -	\$ 16,470	\$ -
40-B50312A	SW 17 ST (16 ave to 17 ave)	5/12/2016	Resilience and Public Works	3	Active	Final Completion	Transit Half-Cent Surtax 2	City Funds	36000	Streets & Sidewalks	\$ 31,781	\$ 31,781	\$ -	\$ 31,781	\$ -
40-B50312A	SW 17 ST (16 ave to 17 ave)	5/12/2016	Resilience and Public Works	3	Active	Final Completion	Street Bonds - Series 2009	City Funds	36000	Streets & Sidewalks	\$ 26,489	\$ 26,489	\$ -	\$ 26,489	\$ -
40-B50312A	SW 17 ST (16 ave to 17 ave)	5/12/2016	Resilience and Public Works	3	Active	Final Completion	Street Bonds - Series 2018C	Debt Proceeds	36000	Streets & Sidewalks	\$ 234,597	\$ 225,539	\$ 9,058	\$ 234,597	\$ -
40-B50316	SW 14 Terrace (16 Ave to 17 Ave) D3	1/1/2016	Resilience and Public Works	3	Active	Final Completion	Transit Half-Cent Surtax 1	City Funds	36000	Streets & Sidewalks	\$ 61,526	\$ 61,526	\$ 0	\$ 61,526	\$ -
40-B50316	SW 14 Terrace (16 Ave to 17 Ave) D3	1/1/2016	Resilience and Public Works	3	Active	Final Completion	Local Option Gas Tax 1	City Funds	36000	Streets & Sidewalks	\$ 27,257	\$ 20,455	\$ 2,701	\$ 23,155	\$ 4,102
40-B50319	SW 20 Street from SW 16 Avenue to SW 17 Ave D3	1/1/2016	Resilience and Public Works	3	Active	Administrative Close Out	Transit Half-Cent Surtax 2	City Funds	36000	Streets & Sidewalks	\$ 216,726	\$ 209,501	\$ 0	\$ 209,501	\$ 7,225
40-B50319	SW 20 Street from SW 16 Avenue to SW 17 Ave D3	1/1/2016	Resilience and Public Works	3	Active	Administrative Close Out	Local Option Gas Tax 2	City Funds	36000	Streets & Sidewalks	\$ 35,886	\$ 35,886	\$ -	\$ 35,886	\$ -
40-B50322	SW 15 ST (13 Ave to 14 Ave) D3	1/1/2016	Resilience and Public Works	3	Active	Final Completion	Transit Half-Cent Surtax 2	City Funds	36000	Streets & Sidewalks	\$ 51,000	\$ 36,480	\$ 11,118	\$ 47,598	\$ 3,402
40-B50323	SW 31 RD (2 Ave to 3 Ave) D3	1/1/2016	Resilience and Public Works	3	Active	Administrative Close Out	Transit Half-Cent Surtax 2	City Funds	36000	Streets & Sidewalks	\$ 125,000	\$ 125,000	\$ 0	\$ 125,000	\$ -
40-B50323	SW 31 RD (2 Ave to 3 Ave) D3	1/1/2016	Resilience and Public Works	3	Active	Administrative Close Out	Stormwater Utility Trust Fund 2008	City Funds	36000	Streets & Sidewalks	\$ 52,000	\$ 52,000	\$ -	\$ 52,000	\$ -
40-B50323	SW 31 RD (2 Ave to 3 Ave) D3	1/1/2016	Resilience and Public Works	3	Active	Administrative Close Out	Local Option Gas Tax 2	City Funds	36000	Streets & Sidewalks	\$ 65,000	\$ 60,384	\$ 1,756	\$ 62,140	\$ 2,860
40-B50323	SW 31 RD (2 Ave to 3 Ave) D3	1/1/2016	Resilience and Public Works	3	Active	Administrative Close Out	Street Bonds - Series 2018C	Debt Proceeds	36000	Streets & Sidewalks	\$ 41,270	\$ 40,809	\$ 461	\$ 41,270	\$ -

Detailed Report by Capital Project Number

Project Number	Project Name	Initial Funding Date	Client	District	Status	Phase	Award Name	Award Type	Fund Number	Fund Description	Budget	Actual	Encumbrances	Total Cost	Total Available
40-B50405	SW 71st Avenue from SW 4th Street to SW 8th Street	9/1/2014	Resilience and Public Works	4	Active	Administrative Close Out	Transit Half-Cent Surtax 2	City Funds	36000	Streets & Sidewalks	\$ 390,419	\$ 390,419	\$ 0	\$ 390,419	\$ -
40-B50405	SW 71st Avenue from SW 4th Street to SW 8th Street	9/1/2014	Resilience and Public Works	4	Active	Administrative Close Out	Contribution from General Fund-SSL	City Funds	36000	Streets & Sidewalks	\$ 126,200	\$ 126,200	\$ -	\$ 126,200	\$ -
40-B50405	SW 71st Avenue from SW 4th Street to SW 8th Street	9/1/2014	Resilience and Public Works	4	Active	Administrative Close Out	Miami-Dade County WASD	County	36000	Streets & Sidewalks	\$ 24,748	\$ 24,748	\$ -	\$ 24,748	\$ -
40-B50405	SW 71st Avenue from SW 4th Street to SW 8th Street	9/1/2014	Resilience and Public Works	4	Active	Administrative Close Out	Miami-Dade County WASD	County	36000	Streets & Sidewalks	\$ 267,185	\$ 267,185	\$ -	\$ 267,185	\$ -
40-B50407	SW 22 Terr from SW 27 Ave to SW 37 Ave - D2	5/14/2015	Resilience and Public Works	4	Active	Final Completion	Transit Half-Cent Surtax 2	City Funds	36000	Streets & Sidewalks	\$ 227,253	\$ 224,059	\$ 0	\$ 224,059	\$ 3,194
40-B50407	SW 22 Terr from SW 27 Ave to SW 37 Ave - D2	5/14/2015	Resilience and Public Works	4	Active	Final Completion	Parking Surcharge 2	City Funds	36000	Streets & Sidewalks	\$ 318,709	\$ 316,410	\$ 2,300	\$ 318,709	\$ -
40-B50407	SW 22 Terr from SW 27 Ave to SW 37 Ave - D2	5/14/2015	Resilience and Public Works	4	Active	Final Completion	Contribution from General Fund-SSL	City Funds	36000	Streets & Sidewalks	\$ 4,038	\$ 4,038	\$ -	\$ 4,038	\$ -
40-B50407A	SW 22 Terr from SW 32 Ave to SW 37 Ave - D2	6/1/2015	Resilience and Public Works	4	Active	Final Completion	Transit Half-Cent Surtax 2	City Funds	36000	Streets & Sidewalks	\$ 240,582	\$ 240,582	\$ 0	\$ 240,582	\$ -
40-B50407A	SW 22 Terr from SW 32 Ave to SW 37 Ave - D2	6/1/2015	Resilience and Public Works	4	Active	Final Completion	Parking Surcharge 2	City Funds	36000	Streets & Sidewalks	\$ 31,135	\$ 17,352	\$ 13,783	\$ 31,135	\$ -
40-B50407A	SW 22 Terr from SW 32 Ave to SW 37 Ave - D2	6/1/2015	Resilience and Public Works	4	Active	Final Completion	Contribution from General Fund-SSL	City Funds	36000	Streets & Sidewalks	\$ 6,364	\$ 6,364	\$ -	\$ 6,364	\$ -
40-B50408	Silver Bluff Speed Tables	8/1/2015	Resilience and Public Works	4	Active	Final Completion	Transit Half-Cent Surtax 1	City Funds	36000	Streets & Sidewalks	\$ 163,786	\$ 128,414	\$ 35,371	\$ 163,786	\$ -
40-B50408	Silver Bluff Speed Tables	8/1/2015	Resilience and Public Works	4	Active	Final Completion	Transit Half-Cent Surtax 2	City Funds	36000	Streets & Sidewalks	\$ 293,937	\$ 293,937	\$ -	\$ 293,937	\$ -
40-B50408	Silver Bluff Speed Tables	8/1/2015	Resilience and Public Works	4	Active	Final Completion	Parking Surcharge 2	City Funds	36000	Streets & Sidewalks	\$ 22,000	\$ 22,000	\$ -	\$ 22,000	\$ -
40-B50408	Silver Bluff Speed Tables	8/1/2015	Resilience and Public Works	4	Active	Final Completion	Stormwater Utility Trust Fund 2008	City Funds	36000	Streets & Sidewalks	\$ 2,724	\$ 2,724	\$ -	\$ 2,724	\$ -
40-B50408	Silver Bluff Speed Tables	8/1/2015	Resilience and Public Works	4	Active	Final Completion	Street Bonds - Series 2009	City Funds	36000	Streets & Sidewalks	\$ 156,899	\$ 156,900	\$ (0)	\$ 156,899	\$ -
40-B50408	Silver Bluff Speed Tables	8/1/2015	Resilience and Public Works	4	Active	Final Completion	Contribution from General Fund-SSL	City Funds	36000	Streets & Sidewalks	\$ 45,005	\$ 44,189	\$ 816	\$ 45,005	\$ -
40-B50412	SW 23 Terrace from SW 27 Avenue to SW 32 Avenue	10/1/2015	Resilience and Public Works	4	Active	Bidding	Transit Half-Cent Surtax 1	City Funds	36000	Streets & Sidewalks	\$ 3,642	\$ 3,642	\$ -	\$ 3,642	\$ -
40-B50412	SW 23 Terrace from SW 27 Avenue to SW 32 Avenue	10/1/2015	Resilience and Public Works	4	Active	Bidding	Local Option Gas Tax 1	City Funds	36000	Streets & Sidewalks	\$ 11,232	\$ 11,232	\$ -	\$ 11,232	\$ -
40-B50412	SW 23 Terrace from SW 27 Avenue to SW 32 Avenue	10/1/2015	Resilience and Public Works	4	Active	Bidding	Stormwater Utility Trust Fund	City Funds	36000	Streets & Sidewalks	\$ 7	\$ -	\$ -	\$ -	\$ 7
40-B50412	SW 23 Terrace from SW 27 Avenue to SW 32 Avenue	10/1/2015	Resilience and Public Works	4	Active	Bidding	Transit Half-Cent Surtax 2	City Funds	36000	Streets & Sidewalks	\$ 41,127	\$ 39,963	\$ -	\$ 39,963	\$ 1,164
40-B50412	SW 23 Terrace from SW 27 Avenue to SW 32 Avenue	10/1/2015	Resilience and Public Works	4	Active	Bidding	Contribution from Special Revenue Fund	City Funds	36000	Streets & Sidewalks	\$ 21,657	\$ 21,657	\$ -	\$ 21,657	\$ -
40-B50412	SW 23 Terrace from SW 27 Avenue to SW 32 Avenue	10/1/2015	Resilience and Public Works	4	Active	Bidding	Contribution from General Fund 3	City Funds	36000	Streets & Sidewalks	\$ 108,360	\$ 87,333	\$ 21,026	\$ 108,360	\$ -
40-B50412	SW 23 Terrace from SW 27 Avenue to SW 32 Avenue	10/1/2015	Resilience and Public Works	4	Active	Bidding	Local Option Gas Tax 2	City Funds	36000	Streets & Sidewalks	\$ 1,451	\$ 931	\$ -	\$ 931	\$ 519
40-B50412	SW 23 Terrace from SW 27 Avenue to SW 32 Avenue	10/1/2015	Resilience and Public Works	4	Active	Bidding	Street Bonds - Series 2009	City Funds	36000	Streets & Sidewalks	\$ 176	\$ 176	\$ -	\$ 176	\$ -
40-B50412	SW 23 Terrace from SW 27 Avenue to SW 32 Avenue	10/1/2015	Resilience and Public Works	4	Active	Bidding	Contribution from General Fund-SSL	City Funds	36000	Streets & Sidewalks	\$ 42,177	\$ 34,955	\$ -	\$ 34,955	\$ 7,221
40-B50412	SW 23 Terrace from SW 27 Avenue to SW 32 Avenue	10/1/2015	Resilience and Public Works	4	Active	Bidding	Miami-Dade County WASD	County	36000	Streets & Sidewalks	\$ 59,024	\$ 52,783	\$ 6,241	\$ 59,024	\$ -
40-B50412	SW 23 Terrace from SW 27 Avenue to SW 32 Avenue	10/1/2015	Resilience and Public Works	4	Active	Bidding	Street Bonds - Series 2018C	Debt Proceeds	36000	Streets & Sidewalks	\$ 20,054	\$ 18,802	\$ 0	\$ 18,802	\$ 1,251
40-B50412	SW 23 Terrace from SW 27 Avenue to SW 32 Avenue	10/1/2015	Resilience and Public Works	4	Active	Bidding	Miami Forever Bonds - Sea Level S4A	Debt Proceeds	36000	Streets & Sidewalks	\$ 4,550,000	\$ 1,248	\$ -	\$ 1,248	\$ 4,548,752

Detailed Report by Capital Project Number

Project Number	Project Name	Initial Funding Date	Client	District	Status	Phase	Award Name	Award Type	Fund Number	Fund Description	Budget	Actual	Encumbrances	Total Cost	Total Available
40-B50413	SW 24 Street from SW 27 Avenue to SW 32 Avenue	10/1/2015	Resilience and Public Works	4	Active	Bidding	Transit Half-Cent Surtax 1	City Funds	36000	Streets & Sidewalks	\$ 2,780	\$ -	\$ -	\$ -	\$ 2,780
40-B50413	SW 24 Street from SW 27 Avenue to SW 32 Avenue	10/1/2015	Resilience and Public Works	4	Active	Bidding	Local Option Gas Tax 1	City Funds	36000	Streets & Sidewalks	\$ 5,737	\$ 794	\$ -	\$ 794	\$ 4,943
40-B50413	SW 24 Street from SW 27 Avenue to SW 32 Avenue	10/1/2015	Resilience and Public Works	4	Active	Bidding	Transit Half-Cent Surtax 2	City Funds	36000	Streets & Sidewalks	\$ 190,810	\$ 134,358	\$ -	\$ 134,358	\$ 56,453
40-B50413	SW 24 Street from SW 27 Avenue to SW 32 Avenue	10/1/2015	Resilience and Public Works	4	Active	Bidding	Contribution from Special Revenue Fund	City Funds	36000	Streets & Sidewalks	\$ 280,447	\$ 1,050	\$ -	\$ 1,050	\$ 279,397
40-B50413	SW 24 Street from SW 27 Avenue to SW 32 Avenue	10/1/2015	Resilience and Public Works	4	Active	Bidding	Contribution from General Fund 3	City Funds	36000	Streets & Sidewalks	\$ 560,286	\$ 92,229	\$ 0	\$ 92,229	\$ 468,057
40-B50413	SW 24 Street from SW 27 Avenue to SW 32 Avenue	10/1/2015	Resilience and Public Works	4	Active	Bidding	Contribution from General Fund-SSL	City Funds	36000	Streets & Sidewalks	\$ 34,946	\$ 17,454	\$ -	\$ 17,454	\$ 17,492
40-B50413	SW 24 Street from SW 27 Avenue to SW 32 Avenue	10/1/2015	Resilience and Public Works	4	Active	Bidding	Miami-Dade County WASD	County	36000	Streets & Sidewalks	\$ 38,280	\$ 28,461	\$ 9,819	\$ 38,280	\$ -
40-B50413	SW 24 Street from SW 27 Avenue to SW 32 Avenue	10/1/2015	Resilience and Public Works	4	Active	Bidding	Miami-Dade County General Obligation Bond	County	36000	Streets & Sidewalks	\$ 542,598	\$ -	\$ -	\$ -	\$ 542,598
40-B50413	SW 24 Street from SW 27 Avenue to SW 32 Avenue	10/1/2015	Resilience and Public Works	4	Active	Bidding	Florida Department of Environmental Protection	State	36000	Streets & Sidewalks	\$ 1,500,000	\$ -	\$ -	\$ -	\$ 1,500,000
40-B50413	SW 24 Street from SW 27 Avenue to SW 32 Avenue	10/1/2015	Resilience and Public Works	4	Active	Bidding	Miami Forever Bonds - Sea Level S3A	Debt Proceeds	36000	Streets & Sidewalks	\$ 560,000	\$ -	\$ -	\$ -	\$ 560,000
40-B50413	SW 24 Street from SW 27 Avenue to SW 32 Avenue	10/1/2015	Resilience and Public Works	4	Active	Bidding	Florida Inland Navigation District	County	36000	Streets & Sidewalks	\$ 487,579	\$ -	\$ -	\$ -	\$ 487,579
40-B50414	SW 24 Terrace from SW 27 Avenue to SW 31 Avenue	10/1/2015	Resilience and Public Works	4	Active	Construction	Transit Half-Cent Surtax 2	City Funds	36000	Streets & Sidewalks	\$ 64,107	\$ 64,107	\$ -	\$ 64,107	\$ -
40-B50414	SW 24 Terrace from SW 27 Avenue to SW 31 Avenue	10/1/2015	Resilience and Public Works	4	Active	Construction	Contribution from General Fund 3	City Funds	36000	Streets & Sidewalks	\$ 345,578	\$ 149,060	\$ 118,223	\$ 267,282	\$ 78,295
40-B50414	SW 24 Terrace from SW 27 Avenue to SW 31 Avenue	10/1/2015	Resilience and Public Works	4	Active	Construction	Contribution from General Fund-SSL	City Funds	36000	Streets & Sidewalks	\$ 8,600	\$ 8,600	\$ -	\$ 8,600	\$ -
40-B50414	SW 24 Terrace from SW 27 Avenue to SW 31 Avenue	10/1/2015	Resilience and Public Works	4	Active	Construction	Miami-Dade County WASD	County	36000	Streets & Sidewalks	\$ 57,123	\$ 51,380	\$ 5,742	\$ 57,123	\$ -
40-B50414	SW 24 Terrace from SW 27 Avenue to SW 31 Avenue	10/1/2015	Resilience and Public Works	4	Active	Construction	Miami-Dade County General Obligation Bond	County	36000	Streets & Sidewalks	\$ 2,169,867	\$ 431,541	\$ 1,393,222	\$ 1,824,763	\$ 345,104
40-B50414	SW 24 Terrace from SW 27 Avenue to SW 31 Avenue	10/1/2015	Resilience and Public Works	4	Active	Construction	American Rescue Plan Act	Federal	36000	Streets & Sidewalks	\$ 1,250,000	\$ 970,476	\$ 279,524	\$ 1,250,000	\$ -
40-B50414	SW 24 Terrace from SW 27 Avenue to SW 31 Avenue	10/1/2015	Resilience and Public Works	4	Active	Construction	Florida Inland Navigation District	County	36000	Streets & Sidewalks	\$ 867,027	\$ 406,189	\$ 452,254	\$ 858,443	\$ 8,584
40-B50417	Coral Gate Wall Installation - SW 33rd Avenue	12/10/2015	Resilience and Public Works	4	Adopted	Administrative Close-Out	Contribution from General Fund 3	City Funds	36000	Streets & Sidewalks	\$ 164,200	\$ 26,907	\$ 12,449	\$ 39,356	\$ 124,844
40-B50420	SW 29 Avenue from SW 23 Terrace to SW 23 Street D4	1/1/2016	Resilience and Public Works	4	Active	Administrative Close-Out	Transit Half-Cent Surtax 1	City Funds	36000	Streets & Sidewalks	\$ 16,398	\$ 16,398	\$ -	\$ 16,398	\$ -
40-B50420	SW 29 Avenue from SW 23 Terrace to SW 23 Street D4	1/1/2016	Resilience and Public Works	4	Active	Administrative Close-Out	Transit Half-Cent Surtax 2	City Funds	36000	Streets & Sidewalks	\$ 47,370	\$ 47,370	\$ 0	\$ 47,370	\$ -
40-B50420	SW 29 Avenue from SW 23 Terrace to SW 23 Street D4	1/1/2016	Resilience and Public Works	4	Active	Administrative Close-Out	Contribution from General Fund 3	City Funds	36000	Streets & Sidewalks	\$ 55,115	\$ 50,395	\$ 4,720	\$ 55,115	\$ -
40-B50420	SW 29 Avenue from SW 23 Terrace to SW 23 Street D4	1/1/2016	Resilience and Public Works	4	Active	Administrative Close-Out	Stormwater Utility Trust Fund 2008	City Funds	36000	Streets & Sidewalks	\$ 83,051	\$ 65,310	\$ 17,741	\$ 83,051	\$ -
40-B50420	SW 29 Avenue from SW 23 Terrace to SW 23 Street D4	1/1/2016	Resilience and Public Works	4	Active	Administrative Close-Out	Contribution from General Fund-SSL	City Funds	36000	Streets & Sidewalks	\$ 37,749	\$ 37,749	\$ -	\$ 37,749	\$ -
40-B50421	SW 25 Street from SW 27 Avenue to SW 32 Avenue D4	1/1/2016	Resilience and Public Works	4	Active	Construction	Transit Half-Cent Surtax 2	City Funds	36000	Streets & Sidewalks	\$ 355,044	\$ 83,476	\$ 271,568	\$ 355,044	\$ -
40-B50421	SW 25 Street from SW 27 Avenue to SW 32 Avenue D4	1/1/2016	Resilience and Public Works	4	Active	Construction	Parking Surcharge 2	City Funds	36000	Streets & Sidewalks	\$ 682,680	\$ 37,611	\$ 645,069	\$ 682,680	\$ -
40-B50421	SW 25 Street from SW 27 Avenue to SW 32 Avenue D4	1/1/2016	Resilience and Public Works	4	Active	Construction	Contribution from General Fund 3	City Funds	36000	Streets & Sidewalks	\$ 3,223	\$ 1,184	\$ -	\$ 1,184	\$ 2,040

Detailed Report by Capital Project Number

Project Number	Project Name	Initial Funding Date	Client	District	Status	Phase	Award Name	Award Type	Fund Number	Fund Description	Budget	Actual	Encumbrances	Total Cost	Total Available
40-B50421	SW 25 Street from SW 27 Avenue to SW 32 Avenue D4	1/1/2016	Resilience and Public Works	4	Active	Construction	Stormwater Utility Trust Fund 2008	City Funds	36000	Streets & Sidewalks	\$ 234,352	\$ 13,917	\$ (0)	\$ 13,917	\$ 220,435
40-B50421	SW 25 Street from SW 27 Avenue to SW 32 Avenue D4	1/1/2016	Resilience and Public Works	4	Active	Construction	Street Bonds - Series 2009	City Funds	36000	Streets & Sidewalks	\$ 17,828	\$ 17,828	\$ -	\$ 17,828	\$ -
40-B50421	SW 25 Street from SW 27 Avenue to SW 32 Avenue D4	1/1/2016	Resilience and Public Works	4	Active	Construction	Contribution from General Fund-SSL	City Funds	36000	Streets & Sidewalks	\$ 179,588	\$ 47,014	\$ 79,003	\$ 126,017	\$ 53,571
40-B50421	SW 25 Street from SW 27 Avenue to SW 32 Avenue D4	1/1/2016	Resilience and Public Works	4	Active	Construction	Miami-Dade County WASD	County	36000	Streets & Sidewalks	\$ 62,792	\$ 56,302	\$ 6,490	\$ 62,792	\$ -
40-B50421	SW 25 Street from SW 27 Avenue to SW 32 Avenue D4	1/1/2016	Resilience and Public Works	4	Active	Construction	Street Bonds - Series 2018C	Debt Proceeds	36000	Streets & Sidewalks	\$ 35,238	\$ 34,007	\$ 1,231	\$ 35,238	\$ -
40-B50421	SW 25 Street from SW 27 Avenue to SW 32 Avenue D4	1/1/2016	Resilience and Public Works	4	Active	Construction	Miami-Dade County General Obligation Bond	County	36000	Streets & Sidewalks	\$ 1,187,193	\$ -	\$ 1,186,197	\$ 1,186,197	\$ 996
40-B50421	SW 25 Street from SW 27 Avenue to SW 32 Avenue D4	1/1/2016	Resilience and Public Works	4	Active	Construction	American Rescue Plan Act	Federal	36000	Streets & Sidewalks	\$ 1,250,000	\$ 763,702	\$ 486,298	\$ 1,250,000	\$ -
40-B50421	SW 25 Street from SW 27 Avenue to SW 32 Avenue D4	1/1/2016	Resilience and Public Works	4	Active	Construction	Florida Inland Navigation District	County	36000	Streets & Sidewalks	\$ 845,198	\$ 542,128	\$ 294,701	\$ 836,830	\$ 8,368
40-B50503	Traffic Calming Devices at SW 25 Ave	11/17/2016	Resilience and Public Works	4	Active	Administrative Close-Out	Transit Half-Cent Surtax 2	City Funds	36000	Streets & Sidewalks	\$ 7,218	\$ 7,218	\$ -	\$ 7,218	\$ -
40-B50503	Traffic Calming Devices at SW 25 Ave	11/17/2016	Resilience and Public Works	4	Active	Administrative Close-Out	Contribution from General Fund-SSL	City Funds	36000	Streets & Sidewalks	\$ 26,746	\$ 22,303	\$ -	\$ 22,303	\$ 4,443
40-B50505	Traffic Calming Device at Intersection of SW 32 Ave and SW 5 St	11/17/2016	Resilience and Public Works	4	Active	Dry-Run/Permit	Transit Half-Cent Surtax 2	City Funds	36000	Streets & Sidewalks	\$ 42,639	\$ 17,870	\$ -	\$ 17,870	\$ 24,768
40-B50505	Traffic Calming Device at Intersection of SW 32 Ave and SW 5 St	11/17/2016	Resilience and Public Works	4	Active	Dry-Run/Permit	Parking Surcharge 2	City Funds	36000	Streets & Sidewalks	\$ 4,685	\$ -	\$ -	\$ -	\$ 4,685
40-B50505	Traffic Calming Device at Intersection of SW 32 Ave and SW 5 St	11/17/2016	Resilience and Public Works	4	Active	Dry-Run/Permit	Contribution from General Fund 3	City Funds	36000	Streets & Sidewalks	\$ 599,752	\$ 30,536	\$ -	\$ 30,536	\$ 569,217
40-B50505	Traffic Calming Device at Intersection of SW 32 Ave and SW 5 St	11/17/2016	Resilience and Public Works	4	Active	Dry-Run/Permit	Contribution from General Fund-SSL	City Funds	36000	Streets & Sidewalks	\$ 372,149	\$ 114,434	\$ 26,552	\$ 140,986	\$ 231,163
40-B50505	Traffic Calming Device at Intersection of SW 32 Ave and SW 5 St	11/17/2016	Resilience and Public Works	4	Active	Dry-Run/Permit	Miami-Dade County General Obligation Bond	County	36000	Streets & Sidewalks	\$ 170,000	\$ -	\$ -	\$ -	\$ 170,000
40-B50600	Seawall/Baywalk-NE 22nd ST	10/1/2016	Resilience and Public Works	2	Active	Administrative Close-Out	Contribution from Special Revenue Fund	City Funds	34000	Public Facilities-CIP	\$ 236,674	\$ 234,736	\$ 1,570	\$ 236,306	\$ 369
40-B50600	Seawall/Baywalk-NE 22nd ST	10/1/2016	Resilience and Public Works	2	Active	Administrative Close-Out	Contribution from General Fund 3	City Funds	34000	Public Facilities-CIP	\$ 202,500	\$ 169,766	\$ -	\$ 169,766	\$ 32,734
40-B50600	Seawall/Baywalk-NE 22nd ST	10/1/2016	Resilience and Public Works	2	Active	Administrative Close-Out	Florida Inland Navigation District	State	34000	Public Facilities-CIP	\$ 31,000	\$ 17,653	\$ -	\$ 17,653	\$ 13,347
40-B50643	Wagner Creek/Seybold Canal Dredging	2/1/2006	Resilience and Public Works	1	Active	Monitoring	Stormwater Utility Trust Fund	City Funds	38000	Storm Sewers	\$ 2,534,159	\$ 2,494,314	\$ 0	\$ 2,494,314	\$ 39,845
40-B50643	Wagner Creek/Seybold Canal Dredging	2/1/2006	Resilience and Public Works	1	Active	Monitoring	Storm Sewer-Non Bond Revenues	City Funds	38000	Storm Sewers	\$ 617,481	\$ 606,504	\$ -	\$ 606,504	\$ 10,977
40-B50643	Wagner Creek/Seybold Canal Dredging	2/1/2006	Resilience and Public Works	1	Active	Monitoring	Contribution from Other Governments	City Funds	38000	Storm Sewers	\$ 34,310	\$ 34,310	\$ -	\$ 34,310	\$ -
40-B50643	Wagner Creek/Seybold Canal Dredging	2/1/2006	Resilience and Public Works	1	Active	Monitoring	Stormwater Utility Trust Fund 2008	City Funds	38000	Storm Sewers	\$ 1,630,297	\$ 1,612,681	\$ 8,234	\$ 1,620,915	\$ 9,383
40-B50643	Wagner Creek/Seybold Canal Dredging	2/1/2006	Resilience and Public Works	1	Active	Monitoring	Florida Department of Environmental Protection	State	38000	Storm Sewers	\$ 450,000	\$ 450,000	\$ -	\$ 450,000	\$ -
40-B50643	Wagner Creek/Seybold Canal Dredging	2/1/2006	Resilience and Public Works	1	Active	Monitoring	Florida Inland Navigation District	State	38000	Storm Sewers	\$ 700,000	\$ 700,000	\$ -	\$ 700,000	\$ -
40-B50643	Wagner Creek/Seybold Canal Dredging	2/1/2006	Resilience and Public Works	1	Active	Monitoring	Florida Department of Environmental Protection	Debt Proceeds	38000	Storm Sewers	\$ 22,413,800	\$ 21,177,752	\$ 9	\$ 21,177,761	\$ 1,236,039
40-B50643	Wagner Creek/Seybold Canal Dredging	2/1/2006	Resilience and Public Works	1	Active	Monitoring	Florida Inland Navigation District	State	38000	Storm Sewers	\$ 1,200,000	\$ 1,200,000	\$ -	\$ 1,200,000	\$ -
40-B50643	Wagner Creek/Seybold Canal Dredging	2/1/2006	Resilience and Public Works	1	Active	Monitoring	Florida Inland Navigation District	State	38000	Storm Sewers	\$ 1,000,000	\$ 1,000,000	\$ -	\$ 1,000,000	\$ -
40-B50672	Belle Meade Storm Sewer Project, Phase II	2/1/2006	Resilience and Public Works	5	Active	Administrative Close-Out	Transit Half-Cent Surtax 1	City Funds	38000	Storm Sewers	\$ 1,300,000	\$ 1,300,000	\$ 0	\$ 1,300,000	\$ -
40-B50672	Belle Meade Storm Sewer Project, Phase II	2/1/2006	Resilience and Public Works	5	Active	Administrative Close-Out	Impact Fees 1	City Funds	38000	Storm Sewers	\$ 700,000	\$ 700,000	\$ -	\$ 700,000	\$ -

Detailed Report by Capital Project Number

Project Number	Project Name	Initial Funding Date	Client	District	Status	Phase	Award Name	Award Type	Fund Number	Fund Description	Budget	Actual	Encumbrances	Total Cost	Total Available
40-B50672	Belle Meade Storm Sewer Project, Phase II	2/1/2006	Resilience and Public Works	5	Active	Administrative Close Out	Stormwater Utility Trust Fund	City Funds	38000	Storm Sewers	\$ 3,357,982	\$ 3,313,417	\$ -	\$ 3,313,417	\$ 44,566
40-B50672	Belle Meade Storm Sewer Project, Phase II	2/1/2006	Resilience and Public Works	5	Active	Administrative Close Out	Transit Half-Cent Surtax 2	City Funds	38000	Storm Sewers	\$ 2,076,851	\$ 2,076,851	\$ (0)	\$ 2,076,851	\$ -
40-B50672	Belle Meade Storm Sewer Project, Phase II	2/1/2006	Resilience and Public Works	5	Active	Administrative Close Out	Florida Department of Environmental Protection	State	38000	Storm Sewers	\$ 500,000	\$ 500,000	\$ -	\$ 500,000	\$ -
40-B50672	Belle Meade Storm Sewer Project, Phase II	2/1/2006	Resilience and Public Works	5	Active	Administrative Close Out	Stormwater Utility Trust Fund	City Funds	38000	Storm Sewers	\$ 795,647	\$ 795,647	\$ -	\$ 795,647	\$ -
40-B50672	Belle Meade Storm Sewer Project, Phase II	2/1/2006	DREAM	5	Active	Administrative Close Out	Street Bonds - Series 2007	City Funds	38000	Storm Sewers	\$ 1,950,663	\$ 1,950,663	\$ -	\$ 1,950,663	\$ -
40-B50672	Belle Meade Storm Sewer Project, Phase II	2/1/2006	Resilience and Public Works	5	Active	Administrative Close Out	Stormwater Utility Trust Fund 2008	City Funds	38000	Storm Sewers	\$ 1,393,487	\$ 1,361,714	\$ (0)	\$ 1,361,714	\$ 31,774
40-B50902	A Media Art Entmt Rdwy Imprv	1/1/2016	Resilience and Public Works	5	Active	Final Completion	Transit Half-Cent Surtax 1	City Funds	36000	Streets & Sidewalks	\$ 84,376	\$ 79,906	\$ (0)	\$ 79,906	\$ 4,470
40-B50902	A Media Art Entmt Rdwy Imprv	1/1/2016	Resilience and Public Works	5	Active	Final Completion	Local Option Gas Tax 1	City Funds	36000	Streets & Sidewalks	\$ 1,575	\$ 902	\$ -	\$ 902	\$ 672
40-B50902	A Media Art Entmt Rdwy Imprv	1/1/2016	Resilience and Public Works	5	Active	Final Completion	Transit Half-Cent Surtax 2	City Funds	36000	Streets & Sidewalks	\$ 128,293	\$ 128,293	\$ -	\$ 128,293	\$ -
40-B50902	A Media Art Entmt Rdwy Imprv	1/1/2016	Resilience and Public Works	5	Active	Final Completion	Stormwater Utility Trust Fund 2008	City Funds	36000	Streets & Sidewalks	\$ 154,233	\$ 154,233	\$ -	\$ 154,233	\$ -
40-B50902	A Media Art Entmt Rdwy Imprv	1/1/2016	Resilience and Public Works	5	Active	Final Completion	Street Bonds - Series 2009	City Funds	36000	Streets & Sidewalks	\$ 588,090	\$ 588,090	\$ (0)	\$ 588,090	\$ 0
40-B50902	A Media Art Entmt Rdwy Imprv	1/1/2016	Resilience and Public Works	5	Active	Final Completion	Street Bonds - Series 2018C	Debt Proceeds	36000	Streets & Sidewalks	\$ 387,211	\$ 363,080	\$ 8,386	\$ 371,466	\$ 15,746
40-B50904	NW 7 ST RD from NW N River DR to NW 9 CT D5	1/1/2016	Resilience and Public Works	1	Active	Bidding	Transit Half-Cent Surtax 2	City Funds	36000	Streets & Sidewalks	\$ 123,561	\$ 112,283	\$ 11,279	\$ 123,561	\$ -
40-B50904	NW 7 ST RD from NW N River DR to NW 9 CT D5	1/1/2016	Resilience and Public Works	1	Active	Bidding	Contribution from General Fund 3	City Funds	36000	Streets & Sidewalks	\$ 718,270	\$ 200,077	\$ -	\$ 200,077	\$ 518,193
40-B50906	NE 3 Ave from NE 54 ST to NE 58 Terrace D5	1/1/2016	Resilience and Public Works	5	Active	Bidding	Local Option Gas Tax 1	City Funds	36000	Streets & Sidewalks	\$ 646	\$ 532	\$ -	\$ 532	\$ 114
40-B50906	NE 3 Ave from NE 54 ST to NE 58 Terrace D5	1/1/2016	Resilience and Public Works	5	Active	Bidding	Transit Half-Cent Surtax 2	City Funds	36000	Streets & Sidewalks	\$ 754,637	\$ 44,456	\$ -	\$ 44,456	\$ 710,181
40-B50906	NE 3 Ave from NE 54 ST to NE 58 Terrace D5	1/1/2016	Resilience and Public Works	5	Active	Bidding	Contribution from Special Revenue Fund	City Funds	36000	Streets & Sidewalks	\$ 569,111	\$ 11,921	\$ -	\$ 11,921	\$ 557,189
40-B50906	NE 3 Ave from NE 54 ST to NE 58 Terrace D5	1/1/2016	Resilience and Public Works	5	Active	Bidding	Street Bonds - Series 2009	City Funds	36000	Streets & Sidewalks	\$ 105,834	\$ 105,834	\$ (0)	\$ 105,834	\$ 0
40-B50906	NE 3 Ave from NE 54 ST to NE 58 Terrace D5	1/1/2016	Resilience and Public Works	5	Active	Bidding	Miami-Dade County WASD	County	36000	Streets & Sidewalks	\$ 24,986	\$ 19,169	\$ 5,817	\$ 24,986	\$ -
40-B50906	NE 3 Ave from NE 54 ST to NE 58 Terrace D5	1/1/2016	Resilience and Public Works	5	Active	Bidding	Street Bonds - Series 2018C	Debt Proceeds	36000	Streets & Sidewalks	\$ 139,526	\$ 46,738	\$ 4,000	\$ 50,738	\$ 88,788
40-B50907	Dorsey Park Neighborhood Roadway Improvements D5	1/1/2016	Resilience and Public Works	5	Active	Final Completion	Local Option Gas Tax 1	City Funds	36000	Streets & Sidewalks	\$ 212,137	\$ 207,084	\$ 694	\$ 207,778	\$ 4,359
40-B50907	Dorsey Park Neighborhood Roadway Improvements D5	1/1/2016	Resilience and Public Works	5	Active	Final Completion	Transit Half-Cent Surtax 2	City Funds	36000	Streets & Sidewalks	\$ 309,287	\$ 171,470	\$ 137,817	\$ 309,287	\$ -
40-B50907	Dorsey Park Neighborhood Roadway Improvements D5	1/1/2016	Resilience and Public Works	5	Active	Final Completion	Street Bonds - Series 2009	City Funds	36000	Streets & Sidewalks	\$ 180,935	\$ 180,935	\$ -	\$ 180,935	\$ -
40-B50907	Dorsey Park Neighborhood Roadway Improvements D5	1/1/2016	Resilience and Public Works	5	Active	Final Completion	Street Bonds - Series 2018C	Debt Proceeds	36000	Streets & Sidewalks	\$ 472,911	\$ 456,304	\$ -	\$ 456,304	\$ 16,607
40-B60464	New Dinner Key Marina Dockmaster Building	9/30/2006	Real Estate and Asset Management	2	Active	Planning	Sanitary Sewer Non-Bond	City Funds	34000	Public Facilities-CIP	\$ 38,057	\$ 37,324	\$ -	\$ 37,324	\$ 733
40-B60464	New Dinner Key Marina Dockmaster Building	9/30/2006	Real Estate and Asset Management	2	Active	Planning	Contribution from Special Revenue Fund	City Funds	34000	Public Facilities-CIP	\$ 4,163	\$ 4,163	\$ -	\$ 4,163	\$ -
40-B60464	New Dinner Key Marina Dockmaster Building	9/30/2006	Real Estate and Asset Management	2	Active	Planning	Contribution from Special Revenue Fund	City Funds	34000	Public Facilities-CIP	\$ 27,700	\$ 27,700	\$ 0	\$ 27,700	\$ -
40-B60464	New Dinner Key Marina Dockmaster Building	9/30/2006	Real Estate and Asset Management	2	Active	Planning	Homeland Defense Bond	City Funds	34000	Public Facilities-CIP	\$ 664,723	\$ 664,723	\$ 0	\$ 664,723	\$ -
40-B60464	New Dinner Key Marina Dockmaster Building	9/30/2006	Real Estate and Asset Management	2	Active	Planning	Impact Fees 2	City Funds	34000	Public Facilities-CIP	\$ 87,986	\$ 87,986	\$ -	\$ 87,986	\$ -
40-B60464	New Dinner Key Marina Dockmaster Building	9/30/2006	Real Estate and Asset Management	2	Active	Planning	10% Marinas Revenue	City Funds	34000	Public Facilities-CIP	\$ 496,655	\$ 492,270	\$ 0	\$ 492,270	\$ 4,385
40-B60464	New Dinner Key Marina Dockmaster Building	9/30/2006	Real Estate and Asset Management	2	Active	Planning	Homeland Defense Bond Series 3	City Funds	34000	Public Facilities-CIP	\$ 2,830,276	\$ 2,817,277	\$ (0)	\$ 2,817,277	\$ 12,999
40-B60464	New Dinner Key Marina Dockmaster Building	9/30/2006	Real Estate and Asset Management	2	Active	Planning	Private - TVM Productions	Private	34000	Public Facilities-CIP	\$ 17	\$ -	\$ -	\$ -	\$ 17
40-B70029	Little Haiti Cultural Center Miscellaneous Repair	10/1/2015	Parks and Recreation	5	Adopted	Planning	Contribution from Special Revenue Fund	City Funds	34000	Public Facilities-CIP	\$ 1,613	\$ -	\$ -	\$ -	\$ 1,613

Detailed Report by Capital Project Number

Project Number	Project Name	Initial Funding Date	Client	District	Status	Phase	Award Name	Award Type	Fund Number	Fund Description	Budget	Actual	Encumbrances	Total Cost	Total Available
40-B70029	Little Haiti Cultural Center-Miscellaneous Repair	10/1/2015	Parks and Recreation	5	Adopted	Planning	Contribution from General Fund 3	City Funds	34000	Public Facilities-CIP	\$ 33,739	\$ 23,796	\$ -	\$ 23,796	\$ 9,943
40-B70029	Little Haiti Cultural Center-Miscellaneous Repair	10/1/2015	Parks and Recreation	5	Adopted	Planning	Contribution from General Fund-SSL	City Funds	34000	Public Facilities-CIP	\$ 552	\$ 552	\$ -	\$ 552	\$ -
40-B70041	Little Haiti Cultural Center-Roof	10/1/2015	Parks and Recreation	5	Active	Administrative Close-Out	Contribution from General Fund 3	City Funds	34000	Public Facilities-CIP	\$ 206,721	\$ 206,721	\$ (0)	\$ 206,721	\$ -
40-B70042	Miami Marine Stadium Marina	11/23/2015	Real Estate and Asset Management	2	Active	Pre-Construction	10% Marinas Revenue	City Funds	34000	Public Facilities-CIP	\$ 869,765	\$ 124,756	\$ 0	\$ 124,756	\$ 745,009
40-B70042	Miami Marine Stadium Marina	11/23/2015	Real Estate and Asset Management	2	Active	Pre-Construction	Florida Inland Navigation District	State	34000	Public Facilities-CIP	\$ 50,000	\$ -	\$ 0	\$ 0	\$ 50,000
40-B70042	Miami Marine Stadium Marina	11/23/2015	Real Estate and Asset Management	2	Active	Pre-Construction	Florida Fish and Wildlife Conservation Commission	State	34000	Public Facilities-CIP	\$ 13,440	\$ 13,440	\$ 0	\$ 13,440	\$ -
40-B70043	Derelict Vessel Removal	11/23/2015	Real Estate and Asset Management	2	Active	Non-Infrastructure	10% Marinas Revenue	City Funds	34000	Public Facilities-CIP	\$ 245,299	\$ 238,348	\$ -	\$ 238,348	\$ 6,951
40-B70043	Derelict Vessel Removal	11/23/2015	Real Estate and Asset Management	2	Active	Non-Infrastructure	Florida Inland Navigation District	State	34000	Public Facilities-CIP	\$ 30,000	\$ 30,000	\$ -	\$ 30,000	\$ -
40-B70043	Derelict Vessel Removal	11/23/2015	Real Estate and Asset Management	2	Active	Non-Infrastructure	Florida Inland Navigation District	State	34000	Public Facilities-CIP	\$ 30,000	\$ 30,000	\$ -	\$ 30,000	\$ -
40-B70045	Miamarina Pier 5 Commercial Wharf Improvement - Phase I	11/23/2015	Real Estate and Asset Management	2	Active	Pre-Construction	Contribution from General Fund 3	City Funds	34000	Public Facilities-CIP	\$ 699,000	\$ 641,222	\$ -	\$ 641,222	\$ 57,778
40-B70045	Miamarina Pier 5 Commercial Wharf Improvement - Phase I	11/23/2015	Real Estate and Asset Management	2	Active	Pre-Construction	10% Marinas Revenue	City Funds	34000	Public Facilities-CIP	\$ 557,913	\$ 511,723	\$ -	\$ 511,723	\$ 46,190
40-B70045	Miamarina Pier 5 Commercial Wharf Improvement - Phase I	11/23/2015	Real Estate and Asset Management	2	Active	Pre-Construction	Miamarina Ticket Surcharge Revenue	City Funds	34000	Public Facilities-CIP	\$ 75,225	\$ 72,813	\$ -	\$ 72,813	\$ 2,412
40-B70045	Miamarina Pier 5 Commercial Wharf Improvement - Phase I	11/23/2015	Real Estate and Asset Management	2	Active	Pre-Construction	Florida Inland Navigation District	State	34000	Public Facilities-CIP	\$ 44,140	\$ 44,140	\$ -	\$ 44,140	\$ -
40-B70045	Miamarina Pier 5 Commercial Wharf Improvement - Phase I	11/23/2015	Real Estate and Asset Management	2	Active	Pre-Construction	Florida Inland Navigation District	State	34000	Public Facilities-CIP	\$ 1,325,000	\$ 1,238,919	\$ -	\$ 1,238,919	\$ 86,081
40-B70046	Virginia Key Boat Launch and Trailer Parking - D2	10/1/2016	Real Estate and Asset Management	2	Active	Dry-Run/Permit	Impact Fees - Parks	City Funds	35000	Parks & Recreation	\$ 1,344,200	\$ 387,838	\$ 818,893	\$ 1,206,731	\$ 137,469
40-B70046	Virginia Key Boat Launch and Trailer Parking - D2	10/1/2016	Real Estate and Asset Management	2	Active	Dry-Run/Permit	Florida Inland Navigation District	State	35000	Parks & Recreation	\$ 60,500	\$ 30,965	\$ -	\$ 30,965	\$ 29,535
40-B70047	Mooring Field Offshore (Watson Island) - D2	10/1/2016	Real Estate and Asset Management	2	Active	Bidding	10% Marinas Revenue	City Funds	34000	Public Facilities-CIP	\$ 453,117	\$ 423,216	\$ -	\$ 423,216	\$ 29,901
40-B70047	Mooring Field Offshore (Watson Island) - D2	10/1/2016	Real Estate and Asset Management	2	Active	Bidding	Florida Inland Navigation District	State	34000	Public Facilities-CIP	\$ 10,085	\$ 10,085	\$ -	\$ 10,085	\$ -
40-B70047	Mooring Field Offshore (Watson Island) - D2	10/1/2016	Real Estate and Asset Management	2	Active	Bidding	Florida Inland Navigation District	State	34000	Public Facilities-CIP	\$ 375,000	\$ 362,917	\$ -	\$ 362,917	\$ 12,084
40-B70048	Mooring Field Offshore (Dinner Key Marina) - D2	10/1/2016	Real Estate and Asset Management	2	Active	Construction	10% Marinas Revenue	City Funds	34000	Public Facilities-CIP	\$ 202,357	\$ 178,003	\$ (0)	\$ 178,003	\$ 24,354
40-B70048	Mooring Field Offshore (Dinner Key Marina) - D2	10/1/2016	Real Estate and Asset Management	2	Active	Construction	Florida Inland Navigation District	State	34000	Public Facilities-CIP	\$ 45,380	\$ 45,380	\$ -	\$ 45,380	\$ -
40-B70048	Mooring Field Offshore (Dinner Key Marina) - D2	10/1/2016	Real Estate and Asset Management	2	Active	Construction	Florida Inland Navigation District	State	34000	Public Facilities-CIP	\$ 250,000	\$ 106,444	\$ 0	\$ 106,444	\$ 143,556
40-B70100	Gusman Hall Improvements / Repairs	3/1/2011	Real Estate and Asset Management	5	Active	Design	Contribution from Special Revenue Fund	City Funds	34000	Public Facilities-CIP	\$ 60,000	\$ 1,526	\$ 58,474	\$ 60,000	\$ -
40-B70100	Gusman Hall Improvements / Repairs	3/1/2011	Real Estate and Asset Management	5	Active	Design	Homeland Defense Bond	City Funds	34000	Public Facilities-CIP	\$ 10,743	\$ 10,743	\$ -	\$ 10,743	\$ -
40-B70100	Gusman Hall Improvements / Repairs	3/1/2011	Real Estate and Asset Management	5	Active	Design	Contribution from General Fund 3	City Funds	34000	Public Facilities-CIP	\$ 5,129,211	\$ 1,160,606	\$ 1,908,060	\$ 3,068,665	\$ 2,060,546
40-B70100	Gusman Hall Improvements / Repairs	3/1/2011	Real Estate and Asset Management	5	Active	Design	Homeland Defense Bond Series 3	City Funds	34000	Public Facilities-CIP	\$ 383,427	\$ 383,427	\$ -	\$ 383,427	\$ -
40-B70100	Gusman Hall Improvements / Repairs	3/1/2011	Real Estate and Asset Management	5	Active	Design	Contribution from General Fund-SSL	City Funds	34000	Public Facilities-CIP	\$ 496,713	\$ 485,013	\$ 11,685	\$ 496,698	\$ 16
40-B70105	Refurbishing of Existing Apparatus	1/1/2013	Fire-Rescue	Citywide	Active	Planning	Fire Assessment Fee 2	City Funds	32000	Public Safety	\$ 333,207	\$ 319,526	\$ 13,479	\$ 333,005	\$ 201
40-B70105	Refurbishing of Existing Apparatus	1/1/2013	Fire-Rescue	Citywide	Active	Planning	Contribution from General Fund 3	City Funds	32000	Public Safety	\$ 645,122	\$ 634,844	\$ 4,784	\$ 639,628	\$ 5,494
40-B70106A	General Firefighting & EMS Equipment	5/14/2015	Fire-Rescue	Citywide	Active	Planning	Fire Assessment Fee 1	City Funds	32000	Public Safety	\$ 98,656	\$ 98,656	\$ -	\$ 98,656	\$ -
40-B70106A	General Firefighting & EMS Equipment	5/14/2015	Fire-Rescue	Citywide	Active	Planning	Fire Assessment Fee 2	City Funds	32000	Public Safety	\$ 230,890	\$ 229,492	\$ 1,398	\$ 230,890	\$ 0
40-B70106A	General Firefighting & EMS Equipment	5/14/2015	Fire-Rescue	Citywide	Active	Planning	Contribution from General Fund 3	City Funds	32000	Public Safety	\$ 2,412,330	\$ 2,199,248	\$ 177,215	\$ 2,376,464	\$ 35,866

Detailed Report by Capital Project Number

Project Number	Project Name	Initial Funding Date	Client	District	Status	Phase	Award Name	Award Type	Fund Number	Fund Description	Budget	Actual	Encumbrances	Total Cost	Total Available
40-B70106A	General Firefighting & EMS Equipment	5/14/2015	Fire-Rescue	Citywide	Active	Planning	Impact Fees - Fire	City Funds	32000	Public Safety	\$ 3,073,909	\$ 2,735,417	\$ 190,701	\$ 2,926,118	\$ 147,791
40-B70119	Police HQ Pressure Clean/Seal/Paint Exterior	11/1/2014	Police	3	Active	Construction	Contribution from General Fund 3	City Funds	32000	Public Safety	\$ 368,198	\$ 343,485	\$ 3,650	\$ 347,135	\$ 21,063
40-B70120	Carpeting and Flooring Police Dept. (North District and South District)	11/1/2014	Police	Citywide	Adopted	Planning	Contribution from General Fund 3	City Funds	32000	Public Safety	\$ 467,500	\$ 466,156	\$ 0	\$ 466,156	\$ 1,344
40-B70121	Police Drains & Parking	4/27/2017	Police	Citywide	Active	Bidding	Contribution from General Fund 3	City Funds	32000	Public Safety	\$ 300,000	\$ 138,077	\$ 33,296	\$ 171,373	\$ 128,627
40-B70143	Fortification of MPD Headquarters Front Lobby and Entrance	10/1/2015	Police	Citywide	Active	Design	Contribution from General Fund 1	City Funds	32000	Public Safety	\$ 0	\$ 0	\$ -	\$ 0	\$ -
40-B70143	Fortification of MPD Headquarters Front Lobby and Entrance	10/1/2015	Police	Citywide	Active	Design	Impact Fees 1	City Funds	32000	Public Safety	\$ 863	\$ 863	\$ -	\$ 863	\$ -
40-B70143	Fortification of MPD Headquarters Front Lobby and Entrance	10/1/2015	Police	Citywide	Active	Design	Impact Fees 2	City Funds	32000	Public Safety	\$ 524,867	\$ 162,567	\$ 166,005	\$ 328,572	\$ 196,295
40-B70143	Fortification of MPD Headquarters Front Lobby and Entrance	10/1/2015	Police	Citywide	Active	Design	Contribution from General Fund 3	City Funds	32000	Public Safety	\$ 3,325	\$ -	\$ -	\$ -	\$ 3,325
40-B70143	Fortification of MPD Headquarters Front Lobby and Entrance	10/1/2015	Police	Citywide	Active	Design	Impact Fees - Police	City Funds	32000	Public Safety	\$ 10,978	\$ 1,926	\$ -	\$ 1,926	\$ 9,052
40-B70184	Comprehensive Cancer Prevention Program - CW	10/1/2016	Fire-Rescue	Citywide	Active	Planning	Contribution from General Fund 3	City Funds	32000	Public Safety	\$ 600,000	\$ 597,566	\$ -	\$ 597,566	\$ 2,434
40-B70184	Comprehensive Cancer Prevention Program - CW	10/1/2016	Fire-Rescue	Citywide	Active	Planning	Impact Fees - Fire	City Funds	32000	Public Safety	\$ 350,000	\$ 350,000	\$ -	\$ 350,000	\$ -
40-B70184	Comprehensive Cancer Prevention Program - CW	10/1/2016	Fire-Rescue	Citywide	Active	Planning	Florida Department of Financial Services	Federal Pass Through State	32000	Public Safety	\$ 28,429	\$ 18,750	\$ -	\$ 18,750	\$ 9,679
40-B70241	Fire Facilities Equipment & Appartus FY14	10/1/2013	Fire-Rescue	Citywide	Active	Administrative Close Out	Contribution from General Fund 3	City Funds	32000	Public Safety	\$ 1,188,613	\$ 1,188,613	\$ -	\$ 1,188,613	\$ -
40-B70245	Transportation Program Support Svcs - Transportation	2/1/2013	Resilience and Public Works	Citywide	Active	Planning	Transit Half-Cent Surtax 1	City Funds	36000	Streets & Sidewalks	\$ 15,353	\$ 15,353	\$ -	\$ 15,353	\$ -
40-B70245	Transportation Program Support Svcs - Transportation	2/1/2013	Resilience and Public Works	Citywide	Active	Planning	Transit Half-Cent Surtax 2	City Funds	36000	Streets & Sidewalks	\$ 2,809,605	\$ 2,444,229	\$ 274,556	\$ 2,718,785	\$ 90,820
40-B70245D	Transportation PSS - Transportation DRI Fees Administration	11/1/2013	Planning	Citywide	Active	Planning	Downtown Developmental Regional Impact (DDRI) 1	City Funds	36000	Streets & Sidewalks	\$ 155,042	\$ -	\$ -	\$ -	\$ 155,042
40-B70246	Transportation Program Support Svc - Transit Professional	2/1/2013	Resilience and Public Works	5	Active	Planning	Transit Half-Cent Surtax 1	City Funds	39900	Mass Transit	\$ 51,200	\$ 41,860	\$ -	\$ 41,860	\$ 9,341
40-B70246	Transportation Program Support Svc - Transit Professional	2/1/2013	Resilience and Public Works	5	Active	Planning	Transit Half-Cent Surtax 2	City Funds	39900	Mass Transit	\$ 781,851	\$ 613,013	\$ 99,797	\$ 712,809	\$ 69,042
40-B70246	Transportation Program Support Svc - Transit Professional	41306	Resilience and Public Works	5	Active	Planning	Miami-Dade Transportation Planning Organization	Other Local Units	39900	Mass Transit	\$ 50,000	\$ -	\$ 50,000	\$ 50,000	\$ -
40-B70247	Citywide Mass Transit Studies	12/1/2013	Resilience and Public Works		Adopted	Planning	Transit Half-Cent Surtax 2	City Funds	39900	Mass Transit	\$ 25,000	\$ 14,500	\$ 10,500	\$ 25,000	\$ -
40-B70249	MOU with FDOT Streetcar	5/12/2016	Resilience and Public Works	2	Active	Planning	Contribution from General Fund 3	City Funds	39900	Mass Transit	\$ 417,000	\$ -	\$ -	\$ -	\$ 417,000
40-B70334	City Hall Repairs	10/1/2015	General Service Administration	Citywide	Adopted	Planning	Contribution from Special Revenue Fund	City Funds	31000	General Government Projects	\$ 33,300	\$ -	\$ -	\$ -	\$ 33,300
40-B70334	City Hall Repairs	10/1/2015	General Service Administration	Citywide	Adopted	Planning	Contribution from General Fund 3	City Funds	31000	General Government Projects	\$ 708,533	\$ 699,387	\$ 9,146	\$ 708,533	\$ -
40-B70715E	City of Miami Trolley Program - Trolley Acquisition	3/31/2016	Resilience and Public Works	Citywide	Active	Planning	Transit Half-Cent Surtax 2	City Funds	39900	Mass Transit	\$ 7,027,900	\$ 6,947,276	\$ -	\$ 6,947,276	\$ 80,624
40-B70715E	City of Miami Trolley Program - Trolley Acquisition	3/31/2016	Resilience and Public Works	Citywide	Active	Planning	Florida Department of Transportation	State	39900	Mass Transit	\$ 294,499	\$ 294,499	\$ 0	\$ 294,499	\$ -
40-B70715E	City of Miami Trolley Program - Trolley Acquisition	3/31/2016	Resilience and Public Works	Citywide	Active	Planning	40 FDOT Trolley Acquisition Grant YE 2024	State	39900	Mass Transit	\$ 1,180,000	\$ -	\$ -	\$ -	\$ 1,180,000


Detailed Report by Capital Project Number

Project Number	Project Name	Initial Funding Date	Client	District	Status	Phase	Award Name	Award Type	Fund Number	Fund Description	Budget	Actual	Encumbrances	Total Cost	Total Available
40-B70715E	City of Miami Trolley Program - Trolley Acquisition	42460	Resilience and Public Works	Citywide	Active	Planning	40 FDOT Trolley Vehicle Purchase-Two trolleys. YE2025	State	39900	Mass Transit	\$ 1,020,450	\$ -	\$ -	\$ -	\$ 1,020,450
40-B70718	Fire Facilities Generators (North & South)	7/1/2013	Fire-Rescue	Citywide	Active	Administrative Close Out	Impact Fees 2	City Funds	32000	Public Safety	\$ 987,129	\$ 977,156	\$ 9,973	\$ 987,129	\$ -
40-B70970	IT Modern CIT Software Prg	10/1/2014	Office of Capital Improvements	Citywide	Active	Design	Contribution from General Fund 1	City Funds	31000	General Government Projects	\$ 1	\$ 1	\$ -	\$ 1	\$ -
40-B70970	IT Modern CIT Software Prg	10/1/2014	Office of Capital Improvements	Citywide	Active	Design	Contribution from General Fund 3	City Funds	31000	General Government Projects	\$ 2,344,668	\$ 1,955,225	\$ 116,469	\$ 2,071,694	\$ 272,974
40-B70970	IT Modern CIT Software Prg	10/1/2014	Office of Capital Improvements	Citywide	Active	Design	Contribution from General Fund-SSL	City Funds	31000	General Government Projects	\$ 953,647	\$ 896,913	\$ 56,735	\$ 953,647	\$ -
40-B72808	Light Fleet Replacement	2/1/2006	Fire-Rescue	Citywide	Active	Administrative Close Out	Fire Assessment Fee 1	City Funds	32000	Public Safety	\$ 292,791	\$ 292,791	\$ 0	\$ 292,791	\$ -
40-B72808	Light Fleet Replacement	2/1/2006	Fire-Rescue	Citywide	Active	Administrative Close Out	Fire Assessment Fee 2	City Funds	32000	Public Safety	\$ 615,931	\$ 615,931	\$ (0)	\$ 615,931	\$ -
40-B72808	Light Fleet Replacement	2/1/2006	Fire-Rescue	Citywide	Active	Administrative Close Out	Contribution from General Fund 3	City Funds	32000	Public Safety	\$ 121,000	\$ 121,000	\$ (0)	\$ 121,000	\$ -
40-B72810A	New Fire Rescue Appar (North & Sout)	6/1/2013	Fire-Rescue	Citywide	Active	Planning	Impact Fees 2	City Funds	32000	Public Safety	\$ 5,232,207	\$ 5,232,206	\$ -	\$ 5,232,206	\$ 1
40-B72810A	New Fire Rescue Appar (North & Sout)	6/1/2013	Fire-Rescue	Citywide	Active	Planning	Impact Fees - Fire	City Funds	32000	Public Safety	\$ 2,559,700	\$ 2,154,699	\$ 394,560	\$ 2,549,259	\$ 10,441
40-B72810E	Fire Apparatus Vehicle Lease 2019	6/20/2019	Fire-Rescue	Citywide	Adopted	Planning	Santander Bank Vehicle Lease	Debt Proceeds	32101	2019 Vehicle Lease to Own Program	\$ 12,570,000	\$ 8,991,214	\$ -	\$ 8,991,214	\$ 3,578,786
40-B72910C	The College Polic-Water Int-D2	5/14/2015	Police	Citywide	Active	Bidding	Contribution from General Fund 3	City Funds	32000	Public Safety	\$ 87,861	\$ 40,489	\$ 1,660	\$ 42,148	\$ 45,713
40-B72910C	The College Polic-Water Int-D2	5/14/2015	Police	Citywide	Active	Bidding	Impact Fees - Police	City Funds	32000	Public Safety	\$ 623	\$ 623	\$ -	\$ 623	\$ -
40-B72914	Police Headquarters Building A/C Renovations	2/1/2006	Police	3	Active	Pre-Construction	Contribution from General Fund 3	City Funds	32000	Public Safety	\$ 329,900	\$ 299,774	\$ -	\$ 299,774	\$ 30,126
40-B72914	Police Headquarters Building A/C Renovations	2/1/2006	Police	3	Active	Pre-Construction	Miami-Dade County Public Schools	City Funds	32000	Public Safety	\$ 22,000	\$ -	\$ -	\$ -	\$ 22,000
40-B72915A	Police Headquarters Helipad and Roof Replacement	12/1/2011	Police	Citywide	Active	Final Completion	Impact Fees 2	City Funds	32000	Public Safety	\$ 179,780	\$ 179,780	\$ 0	\$ 179,780	\$ -
40-B72915A	Police Headquarters Helipad and Roof Replacement	12/1/2011	Police	Citywide	Active	Final Completion	Sunshine State Government Financing Commission Loan #2	City Funds	32000	Public Safety	\$ 49,364	\$ 49,364	\$ -	\$ 49,364	\$ -
40-B72915A	Police Headquarters Helipad and Roof Replacement	12/1/2011	Police	Citywide	Active	Final Completion	Homeland Defense Bond Series 3	City Funds	32000	Public Safety	\$ 263,255	\$ 263,255	\$ -	\$ 263,255	\$ -
40-B72915A	Police Headquarters Helipad and Roof Replacement	12/1/2011	Police	Citywide	Active	Final Completion	Miami-Dade County Public Schools	City Funds	32000	Public Safety	\$ 813,854	\$ 810,135	\$ 270	\$ 810,405	\$ 3,449
40-B72915A	Police Headquarters Helipad and Roof Replacement	12/1/2011	Police	Citywide	Active	Final Completion	Contribution from General Fund-SSL	City Funds	32000	Public Safety	\$ 93,028	\$ 88,266	\$ 4,762	\$ 93,028	\$ -
40-B72915A	Police Headquarters Helipad and Roof Replacement	12/1/2011	Police	Citywide	Active	Final Completion	Impact Fees - Police	City Funds	32000	Public Safety	\$ 95,000	\$ 95,000	\$ -	\$ 95,000	\$ -
40-B72928A	Police South Roof Renovation CW	1/14/2016	Police	Citywide	Active	Bidding	Impact Fees 2	City Funds	32000	Public Safety	\$ 2,614	\$ 2,614	\$ -	\$ 2,614	\$ -
40-B72928A	Police South Roof Renovation CW	1/14/2016	Police	Citywide	Active	Bidding	Contribution from General Fund 3	City Funds	32000	Public Safety	\$ 333,201	\$ 56,671	\$ 13,562	\$ 70,232	\$ 262,969
40-B72928A	Police South Roof Renovation CW	1/14/2016	Police	Citywide	Active	Bidding	Miami-Dade County Public Schools	City Funds	32000	Public Safety	\$ 15,000	\$ 1,205	\$ -	\$ 1,205	\$ 13,795
40-B73102A	Citywide Streets Milling and Resurfacing	9/1/2012	Resilience and Public Works		Adopted	Planning	Transit Half-Cent Surtax 2	City Funds	36000	Streets & Sidewalks	\$ 269,953	\$ 216,008	\$ -	\$ 216,008	\$ 53,945
40-B73102B	Citywide Streets Milling & Resurfacing - CIP Parking Surcharge	11/1/2013	Resilience and Public Works	Citywide	Active	Annual Capital Refurbishment	Parking Surcharge 2	City Funds	36000	Streets & Sidewalks	\$ 326,553	\$ 486	\$ -	\$ 486	\$ 326,066
40-B73102C	Citywide Street Milling and Resurfacing - Local Option Gas Tax	12/1/2013	Resilience and Public Works	Citywide	Active	Annual Capital Refurbishment	Local Option Gas Tax 2	City Funds	36000	Streets & Sidewalks	\$ 649,065	\$ 146,039	\$ (0)	\$ 146,039	\$ 503,025
40-B73102E	Citywide Pavement Resurfacing	11/1/2016	Resilience and Public Works	Citywide	Active	Construction	Transit Half-Cent Surtax 2	City Funds	36000	Streets & Sidewalks	\$ 970,851	\$ 970,851	\$ -	\$ 970,851	\$ -
40-B73102E	Citywide Pavement Resurfacing	11/1/2016	Resilience and Public Works	Citywide	Active	Construction	Contribution from Special Revenue Fund	City Funds	36000	Streets & Sidewalks	\$ 12,242	\$ -	\$ -	\$ -	\$ 12,242

Detailed Report by Capital Project Number

Project Number	Project Name	Initial Funding Date	Client	District	Status	Phase	Award Name	Award Type	Fund Number	Fund Description	Budget	Actual	Encumbrances	Total Cost	Total Available
40-B73102E	Citywide Pavement Resurfacing	11/1/2016	Resilience and Public Works	Citywide	Active	Construction	Local Option Gas Tax 2	City Funds	36000	Streets & Sidewalks	\$ 4,034,049	\$ 2,956,541	\$ -	\$ 2,956,541	\$ 1,077,509
40-B73504	G4 Garage Improvements (Miami Parking Authority)	4/27/2017	Real Estate and Asset Management	2	Active	Pre-Construction	Impact Fees 2	City Funds	34000	Public Facilities-CIP	\$ 6,750	\$ 6,750	\$ -	\$ 6,750	\$ -
40-B73504	G4 Garage Improvements (Miami Parking Authority)	4/27/2017	Real Estate and Asset Management	2	Active	Pre-Construction	Contribution from General Fund 3	City Funds	34000	Public Facilities-CIP	\$ 8,129,727	\$ 2,781,718	\$ 0	\$ 2,781,718	\$ 5,348,009
40-B73504	G4 Garage Improvements (Miami Parking Authority)	4/27/2017	Real Estate and Asset Management	2	Active	Pre-Construction	Impact Fees - General Government	City Funds	34000	Public Facilities-CIP	\$ 2,791,850	\$ 654,758	\$ -	\$ 654,758	\$ 2,137,092
40-B74200B	General Light Fleet Vehicle Lease 2019	6/20/2019	General Service Administration	Citywide	Active	Administrative Close-Out	Santander Bank Vehicle Lease	Debt Proceeds	32101	2019 Vehicle Lease to Own Program	\$ 5,266,200	\$ 5,234,511	\$ -	\$ 5,234,511	\$ 31,689
40-B74205B	GSA Fleet Maintenance Garage Expansion	3/1/2011	General Service Administration	1	Active	Planning	Impact Fees 1	City Funds	31000	General Government Projects	\$ 250,063	\$ 249,735	\$ -	\$ 249,735	\$ 328
40-B74205B	GSA Fleet Maintenance Garage Expansion	3/1/2011	General Service Administration	1	Active	Planning	Impact Fees 2	City Funds	31000	General Government Projects	\$ 653,374	\$ 568,599	\$ -	\$ 568,599	\$ 84,775
40-B74205C	GSA Truck Wash Pit	7/1/2013	General Service Administration	1	Active	Administrative Close-Out	Impact Fees 2	City Funds	31000	General Government Projects	\$ 834,926	\$ 834,926	\$ (0)	\$ 834,926	\$ -
40-B74205C	GSA Truck Wash Pit	7/1/2013	General Service Administration	1	Active	Administrative Close-Out	Contribution from General Fund 3	City Funds	31000	General Government Projects	\$ 553	\$ 553	\$ -	\$ 553	\$ -
40-B74205D	GSA Property Maintenance Division Building Repairs	12/10/2015	General Service Administration	Citywide	Active	Bidding	Contribution from General Fund 3	City Funds	31000	General Government Projects	\$ 202,070	\$ 145,611	\$ -	\$ 145,611	\$ 56,459
40-B74209A	Heavy Fleet Vehicle Lease 2019	6/20/2019	General Service Administration	Citywide	Active	Administrative Close-Out	Santander Bank Vehicle Lease	Debt Proceeds	32101	2019 Vehicle Lease to Own Program	\$ 6,614,000	\$ 6,540,913	\$ -	\$ 6,540,913	\$ 73,087
40-B74220D	Police Vehicle Lease 2019	6/20/2019	Police	Citywide	Active	Administrative Close-Out	Santander Bank Vehicle Lease	Debt Proceeds	32101	2019 Vehicle Lease to Own Program	\$ 11,005,334	\$ 10,931,031	\$ -	\$ 10,931,031	\$ 74,303
40-B74614A	Building Department Electronic Plans Review PHI	6/3/2015	Building	Citywide	Active	Non-Infrastructure	Contribution from General Fund 3	City Funds	31000	General Government Projects	\$ 8,924,187	\$ 8,812,240	\$ 9,135	\$ 8,821,375	\$ 102,813
40-B74614B	Building Department Electronic Plans Review (E-Plan) PHII	6/11/2020	Building	Citywide	Adopted	Non-Infrastructure	Contribution from General Fund 3	City Funds	31000	General Government Projects	\$ 4,681,000	\$ 3,266,050	\$ 1,345,697	\$ 4,611,748	\$ 69,252
40-B74617A	Enterprise Integration	10/1/2015	Innovation and Technology	Citywide	Adopted	Planning	Contribution from General Fund 3	City Funds	31000	General Government Projects	\$ 500,000	\$ 499,979	\$ -	\$ 499,979	\$ 21
40-B75816	Armbrister Park Site Improvements	8/1/2009	Parks and Recreation	2	Adopted	Planning	Impact Fees 2	City Funds	35000	Parks & Recreation	\$ 42,143	\$ 9,455	\$ 30,867	\$ 40,322	\$ 1,821
40-B75816	Armbrister Park Site Improvements	8/1/2009	Parks and Recreation	2	Adopted	Planning	Homeland Defense Bond Series 3	City Funds	35000	Parks & Recreation	\$ 2,857	\$ 2,857	\$ -	\$ 2,857	\$ -
40-B75909A	Riverside Park D3	10/1/2015	Parks and Recreation	3	Adopted	Planning	Impact Fees 2	City Funds	35000	Parks & Recreation	\$ 250,000	\$ 96,287	\$ -	\$ 96,287	\$ 153,713
40-B75936A	West End Park - FF&E D4	10/1/2015	Parks and Recreation	4	Active	Administrative Close-Out	Impact Fees 2	City Funds	35000	Parks & Recreation	\$ 172,394	\$ 164,691	\$ 7,703	\$ 172,394	\$ -
40-B78508	NE 2 Avenue Improvements	2/1/2006	Resilience and Public Works	2	Active	Administrative Close-Out	Homeland Defense Bond Series 1	City Funds	36000	Streets & Sidewalks	\$ 1,050,600	\$ 1,050,600	\$ -	\$ 1,050,600	\$ 0
40-B78508	NE 2 Avenue Improvements	2/1/2006	Resilience and Public Works	2	Active	Administrative Close-Out	Transit Half-Cent Surtax 1	City Funds	36000	Streets & Sidewalks	\$ 55,000	\$ 55,000	\$ -	\$ 55,000	\$ -
40-B78508	NE 2 Avenue Improvements	2/1/2006	Resilience and Public Works	2	Active	Administrative Close-Out	Transit Half-Cent Surtax 2	City Funds	36000	Streets & Sidewalks	\$ 1,175,704	\$ 1,175,550	\$ 1	\$ 1,175,551	\$ 153
40-B78508	NE 2 Avenue Improvements	2/1/2006	Resilience and Public Works	2	Active	Administrative Close-Out	Homeland Defense Bond Series 3	City Funds	36000	Streets & Sidewalks	\$ 1,234,549	\$ 1,142,555	\$ -	\$ 1,142,555	\$ 91,995
40-B78508	NE 2 Avenue Improvements	2/1/2006	Resilience and Public Works	2	Active	Administrative Close-Out	Contribution from General Fund-SSL	City Funds	36000	Streets & Sidewalks	\$ 533,863	\$ 348,570	\$ -	\$ 348,570	\$ 185,293
40-B78508	NE 2 Avenue Improvements	2/1/2006	Resilience and Public Works	2	Active	Administrative Close-Out	Miami-Dade County General Obligation Bond	County	36000	Streets & Sidewalks	\$ 4,244,615	\$ 4,244,615	\$ -	\$ 4,244,615	\$ -
40-B78509D	Calle 8 Light and Street Improvements Mayor - Public Works	11/1/2016	Resilience and Public Works	3	Active	Annual Capital Refurbishment	Parking Surcharge 2	City Funds	36000	Streets & Sidewalks	\$ 205,573	\$ 39,613	\$ -	\$ 39,613	\$ 165,960
40-B78509D	Calle 8 Light and Street Improvements Mayor - Public Works	11/1/2016	Resilience and Public Works	3	Active	Annual Capital Refurbishment	Contribution from General Fund 3	City Funds	36000	Streets & Sidewalks	\$ 104,369	\$ 104,369	\$ -	\$ 104,369	\$ -
40-B78509E	Calle 8 Light and Street Improvements Mayor - Decoration	11/1/2016	Resilience and Public Works	3	Active	Annual Capital Refurbishment	Contribution from General Fund 3	City Funds	36000	Streets & Sidewalks	\$ 125,751	\$ 41,864	\$ 9,303	\$ 51,168	\$ 74,583
											\$ 1,085,008,353	\$ 599,940,894	\$ 82,700,116	\$ 682,641,010	\$ 389,767,344

Page left intentionally blank



PROPOSED **CAPITAL BUDGET**

FISCAL YEAR
2023-24